



US00D473629S

(12) **United States Design Patent**
Johnson

(10) **Patent No.:** **US D473,629 S**

(45) **Date of Patent:** **** Apr. 22, 2003**

(54) **UPRIGHT TANK COVER**

(76) **Inventor:** **Stacy G. Johnson**, 5872 Cornwallis Rd., Garner, NC (US) 27529

(**) **Term:** **14 Years**

(21) **Appl. No.:** **29/166,468**

(22) **Filed:** **Aug. 28, 2002**

(51) **LOC (7) Cl.** **23-01**

(52) **U.S. Cl.** **D23/206**

(58) **Field of Search** D23/206; 220/581; 150/154; 206/0.6

(56) **References Cited**

U.S. PATENT DOCUMENTS

1,375,480 A	4/1921	West	
2,420,706 A	5/1947	Haven et al.	
2,876,715 A	3/1959	Banks	
3,783,766 A	1/1974	Boucher	
4,228,622 A	10/1980	Tisma	
D266,056 S	* 9/1982	Lear D23/206
4,385,474 A	5/1983	Earley	
4,538,385 A	9/1985	Kandarian	
4,712,672 A	12/1987	Roy et al.	
4,745,769 A	5/1988	Wooden, Jr.	
4,811,767 A	3/1989	Kessler	
5,454,492 A	* 10/1995	Hunter et al. 150/154
5,984,172 A	11/1999	Easterwood	
6,012,411 A	1/2000	Hochbrueckner	

6,123,187 A	9/2000	Bartels	
6,142,192 A	* 11/2000	Dickinson et al. 150/154
6,158,175 A	12/2000	Carter	
D457,936 S	* 5/2002	Garofalo et al. D23/206
D460,145 S	7/2002	Johnson	

* cited by examiner

Primary Examiner—Robin V. Taylor

(74) *Attorney, Agent, or Firm*—Coats & Bennett, P.L.L.C.

(57) **CLAIM**

The ornamental design for an upright tank cover, as shown and described.

DESCRIPTION

FIG. 1 is a front perspective view of a upright tank cover in accordance with the present invention;

FIG. 2 is a front, back, left, and right view of the upright tank cover in accordance with the present invention;


FIG. 3 is a top view of the upright tank cover in accordance with the present invention; and,

FIG. 4 is a bottom view of the tank cover in accordance with the present invention.

FIG. 4 includes contour lines to illustrate the shape of the bottom of the tank shape and are not part of the claimed design.

The cross-line pattern which is partially shown for ease of illustration, represents a conventional fabric and is understood to repeat uniformly throughout the indicated area.

1 Claim, 4 Drawing Sheets



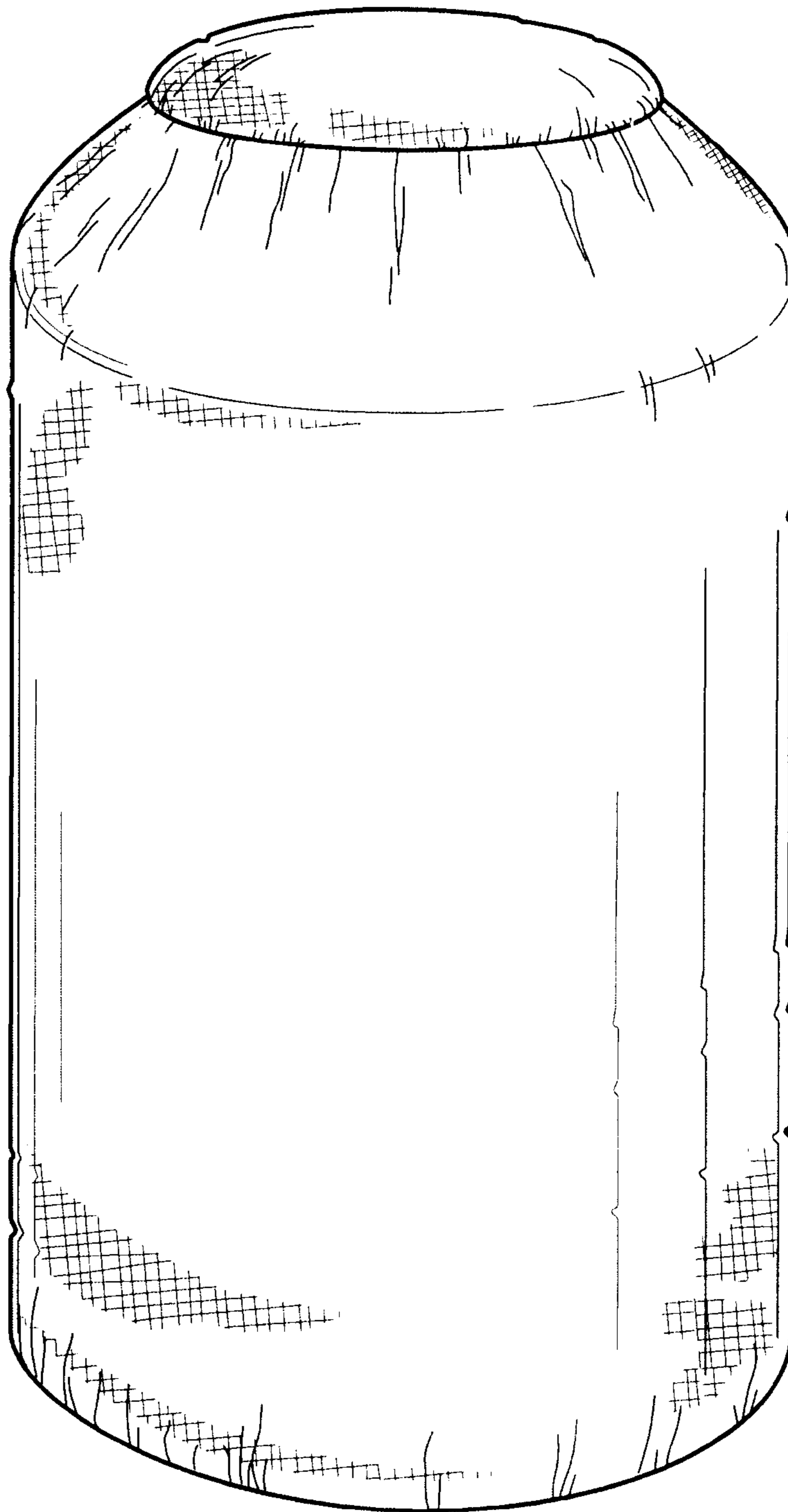


FIG. 1




FIG. 2

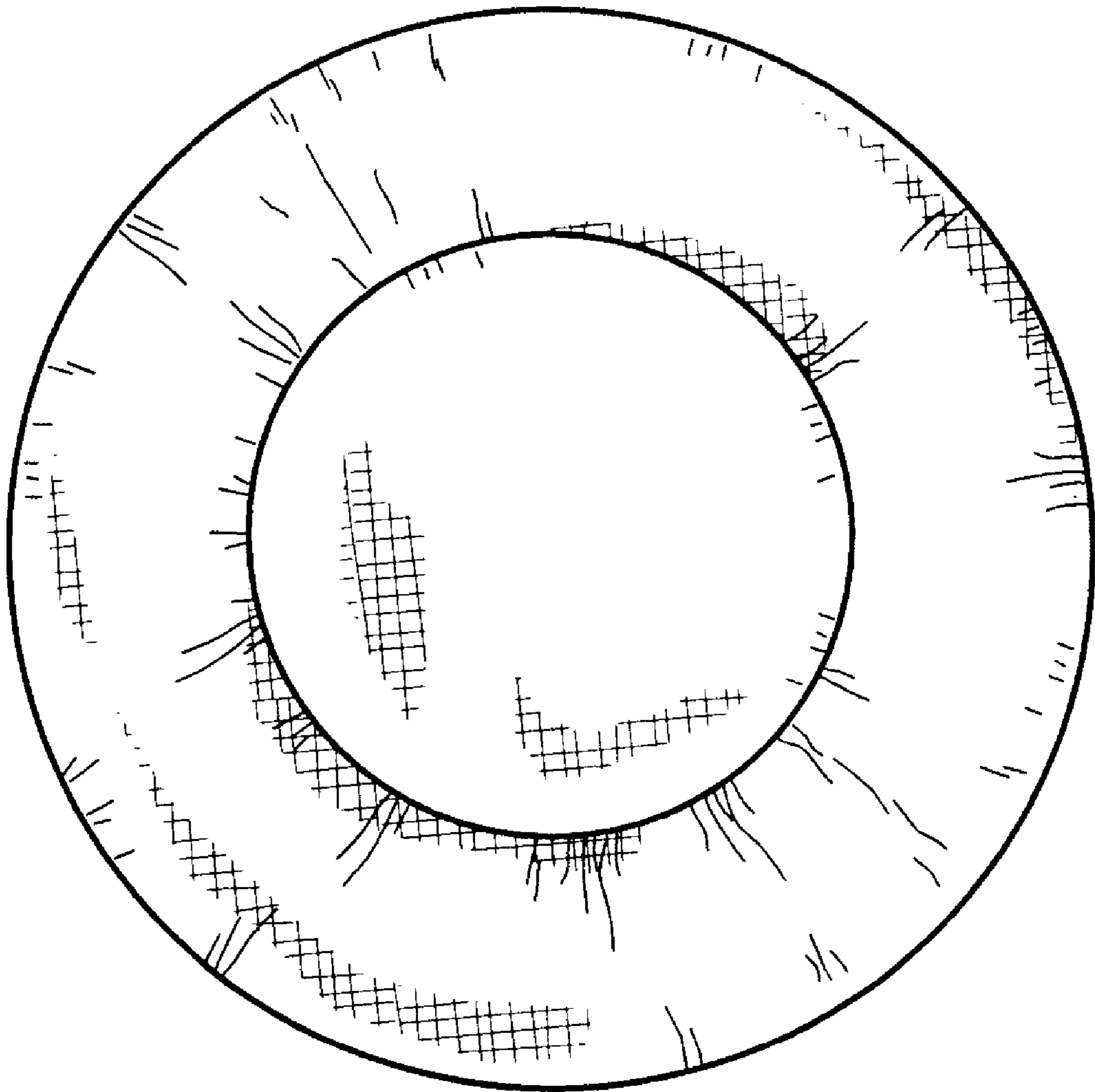


FIG. 3

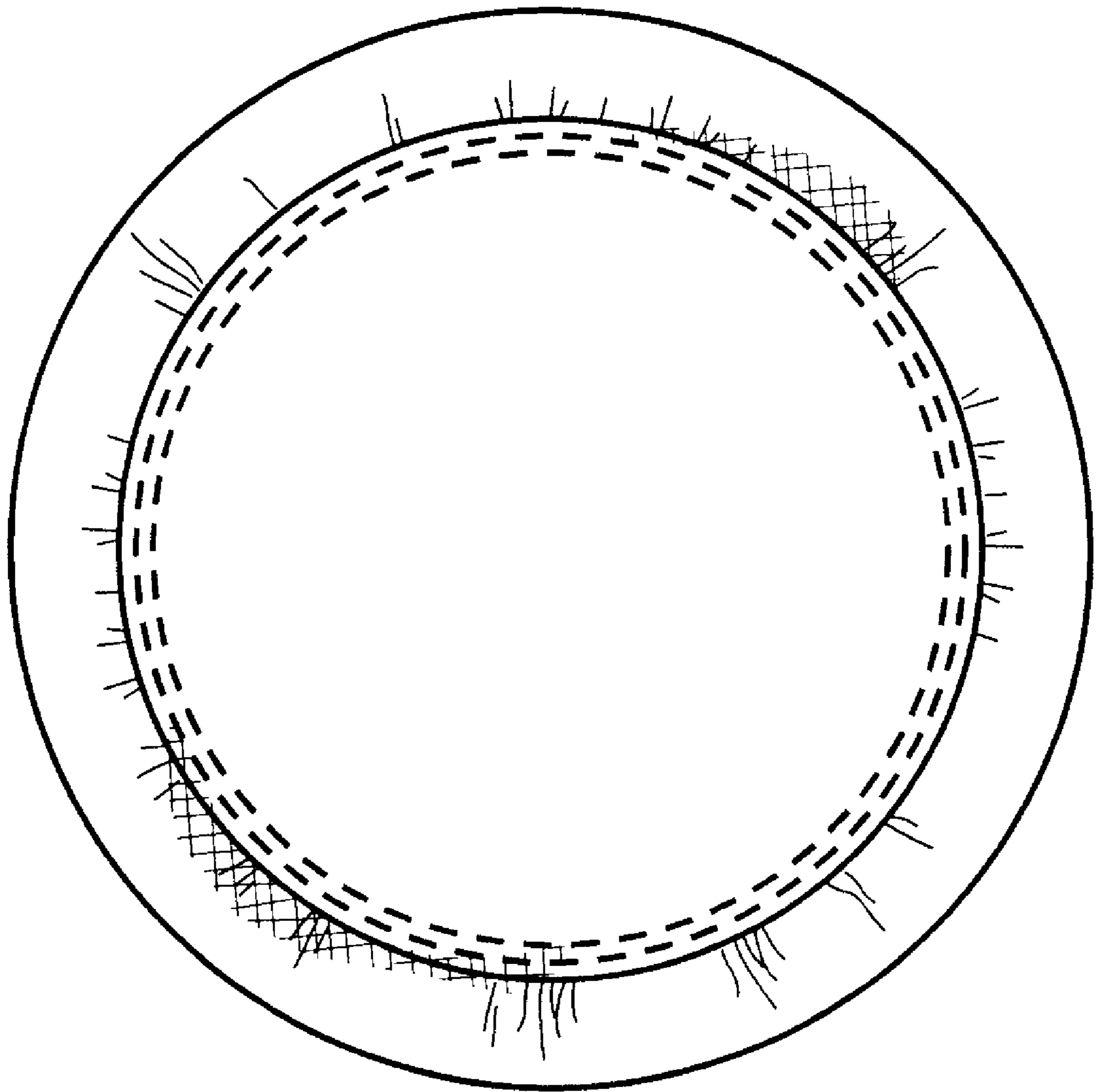


FIG. 4