



US00D473619S

(12) **United States Design Patent**  
**Rae**

(10) **Patent No.:** **US D473,619 S**

(45) **Date of Patent:** **\*\* Apr. 22, 2003**

(54) **KNIFE**

D351,210 S \* 10/1994 Koskinen ..... D22/118  
D371,060 S \* 6/1996 Lai ..... D22/118 X

(75) Inventor: **Kit Rae**, Kodak, TN (US)

\* cited by examiner

(73) Assignee: **United Cutlery, Inc.**, Sevierville, TN (US)

*Primary Examiner*—Catherine R. Oliver  
(74) *Attorney, Agent, or Firm*—Needle & Rosenberg, PC.

(\*\*) Term: **14 Years**

(57) **CLAIM**

(21) Appl. No.: **29/165,185**

The ornamental design for a knife, as shown and described.

(22) Filed: **Aug. 6, 2002**

**DESCRIPTION**

(51) **LOC (7) Cl.** ..... **22-02**

FIG. 1 is a left side elevational view of the design of the present invention for a knife, of which the right side is mirror image thereof;

(52) **U.S. Cl.** ..... **D22/118**

FIG. 2 is a top plan view of the knife of FIG. 1, of which the bottom plan view is a mirror image thereof;

(58) **Field of Search** ..... D22/118, 117;  
30/295, 342-345, 340; D21/568; D7/651,  
656, 401.2; D8/95, 98, 99

FIG. 3 is a front elevational view of the knife of FIG. 1;

FIG. 4 is a rear elevational view of the knife of FIG. 1; and,

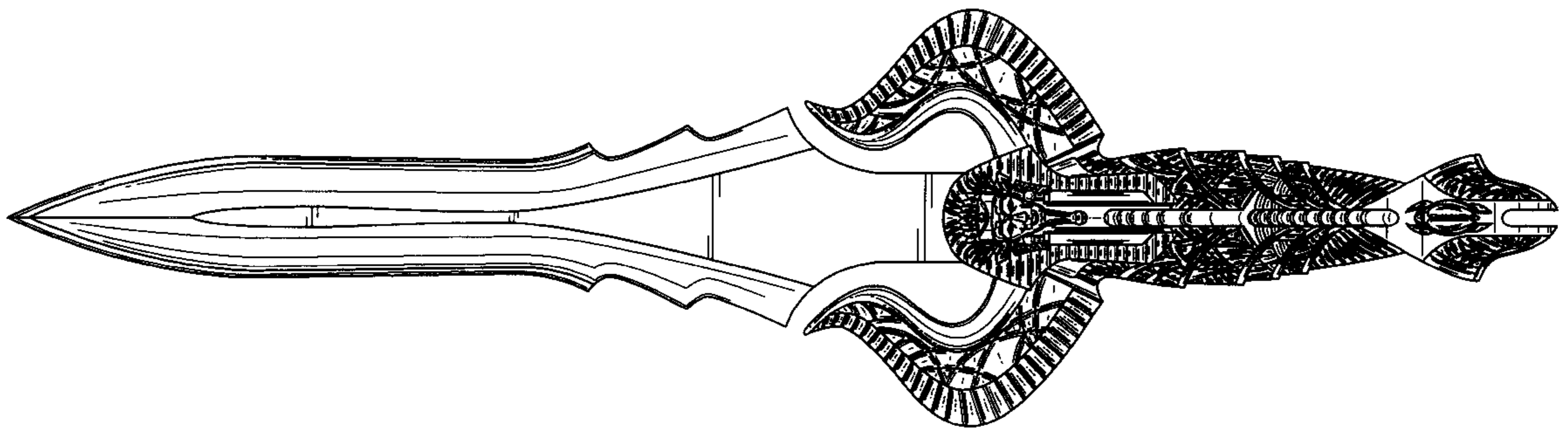
FIG. 5 is a left side elevational view of an alternate embodiment of the knife—all other views being the same as shown in the first embodiment.

(56) **References Cited**

**U.S. PATENT DOCUMENTS**

D325,616 S \* 4/1992 Kolombatovich ..... D22/118  
D330,064 S \* 10/1992 Medina ..... D22/118

**1 Claim, 4 Drawing Sheets**



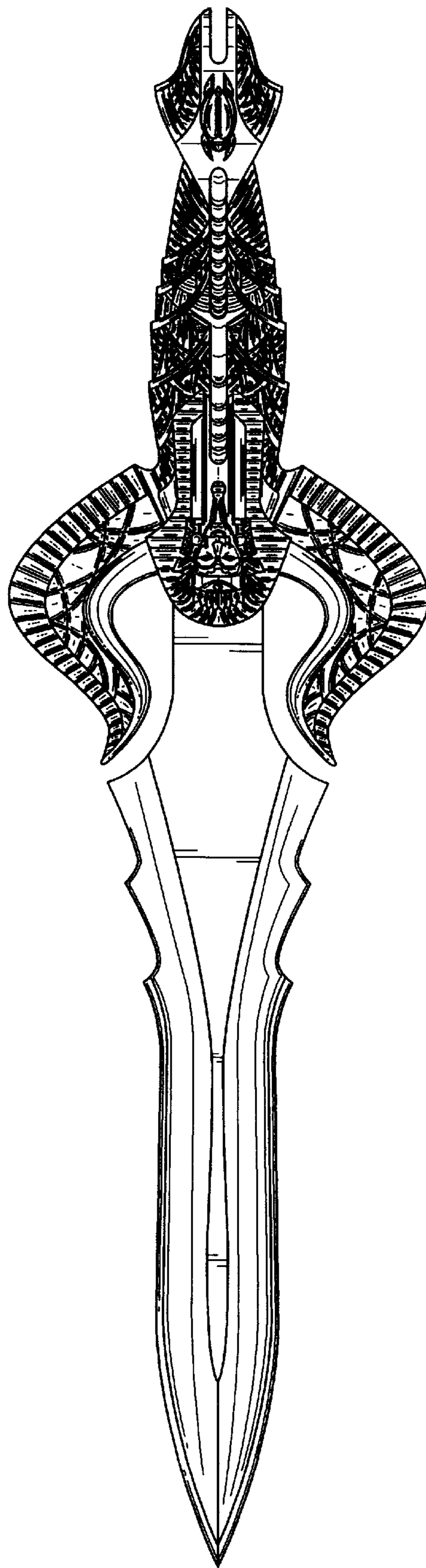


FIG. 1

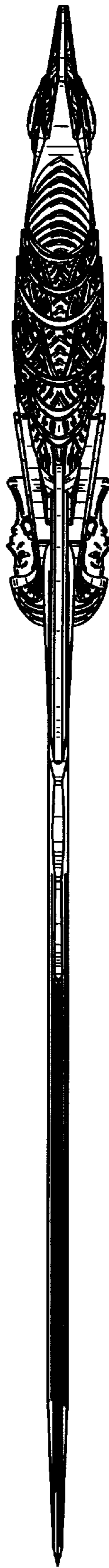


FIG. 2




FIG. 4




FIG. 3

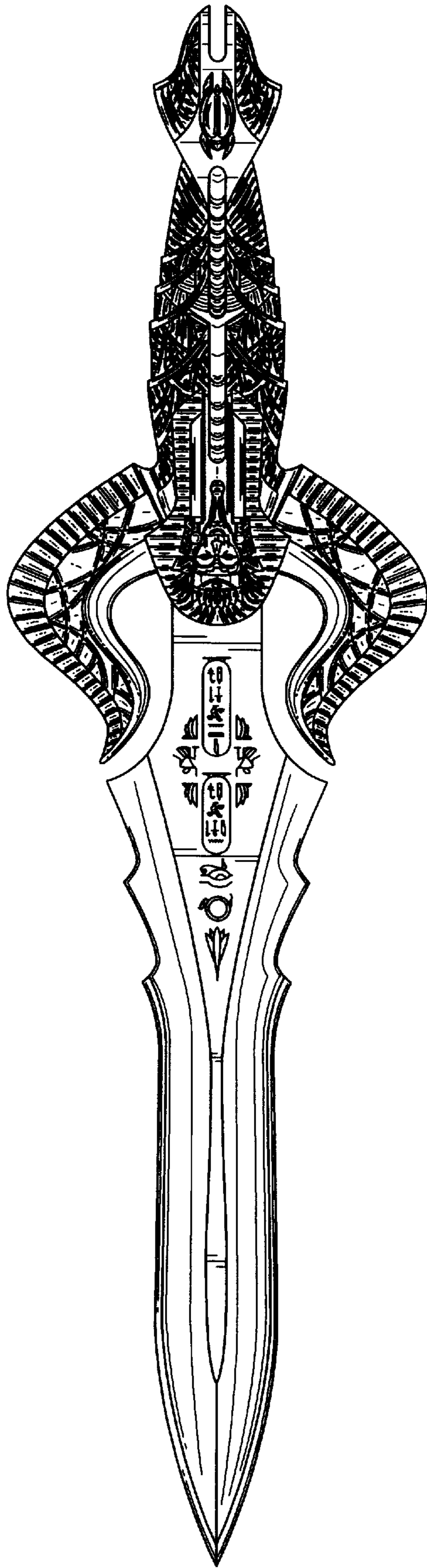


FIG. 5