



US00D473593S

(12) **United States Design Patent**
Showers et al.

(10) **Patent No.:** **US D473,593 S**

(45) **Date of Patent:** **** Apr. 22, 2003**

(54) **CAR WASH ENTRY STATION**

(75) Inventors: **Mark N. Showers**, Menasha, WI (US);
Dave Gagnon, DePere, WI (US);
Kimmo Ukkola, DePere, WI (US)

(73) Assignee: **Delaware Capital Formation Inc.**,
Wilmington, DE (US)

(**) Term: **14 Years**

(21) Appl. No.: **29/160,639**

(22) Filed: **May 13, 2002**

(51) **LOC (7) Cl.** **20-01**

(52) **U.S. Cl.** **D20/1**

(58) **Field of Search** D20/1-6, 8-9,
D20/99; D25/34; D99/28; 134/123, 172;
232/15; 239/305, 310

(56) **References Cited**

U.S. PATENT DOCUMENTS

D51,393 S	*	10/1917	Havert	D20/1
D163,171 S	*	5/1951	Erickson et al.	D20/4
D287,513 S	*	12/1986	Chalabian	D20/6
D328,924 S	*	8/1992	Hamilton	D20/4
D335,506 S	*	5/1993	Tacke et al.	D20/1
D360,739 S	*	7/1995	Hall	D99/28
D362,689 S	*	9/1995	Goldman et al.	D20/1
D375,607 S	*	11/1996	Hall	D99/28
D388,229 S	*	12/1997	Couch	D99/28
D399,633 S	*	10/1998	Tsuchida	D99/34

OTHER PUBLICATIONS

“Guide To Successful Carwash Marketing”, Unitec Electronics brochure, May 2001.

“The New Paystation For Automatic Car Wash”, American Changer brochure.

“Autocashier”, Hamilton Mfg. Corp. brochure.

“ACW5 ACW5-CRC”, Hamilton Mfg. Corp. brochure.

“AUTOTEC 5 AUTOTEC 5-CRC”, Hamilton Mfg. Corp. brochure.

* cited by examiner

Primary Examiner—Robert M. Spear

(74) *Attorney, Agent, or Firm*—Andrus, Scales, Starke & Sawall, LLP

(57) **CLAIM**

The ornamental design for a car wash entry station, as shown and described.

DESCRIPTION

FIG. 1 is a perspective view of a car wash entry station embodying the present invention;

FIG. 2 is a top view of the car wash entry station;

FIG. 3 is a bottom view of the car wash entry station;

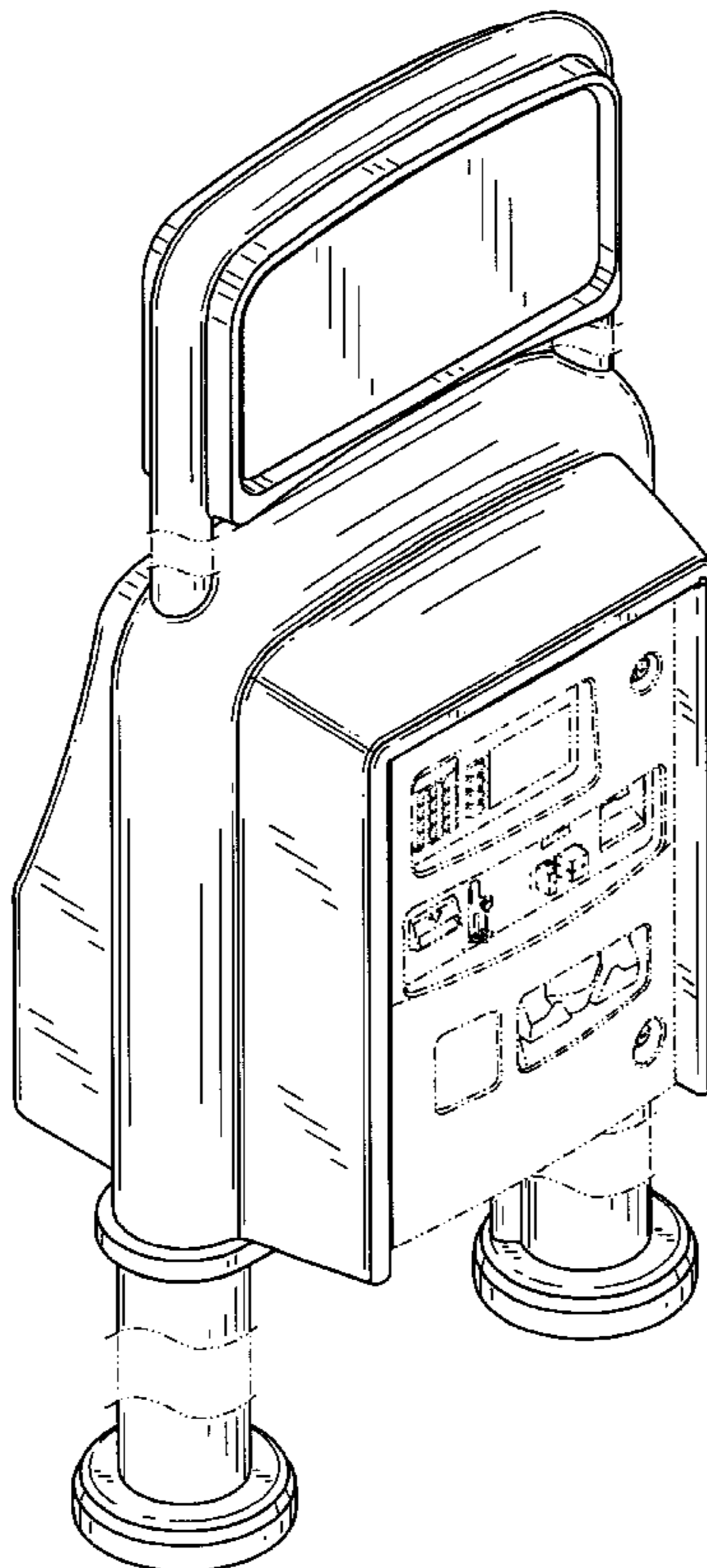
FIG. 4 is a front view of the car wash entry station;

FIG. 5 is a right side view of the car wash entry station, wherein the left side view is a mirror image thereof; and,

FIG. 6 is a back view of the car wash entry station.

The broken lines shown in the drawings depict environmental structure and form no part of the claimed design.

1 Claim, 5 Drawing Sheets



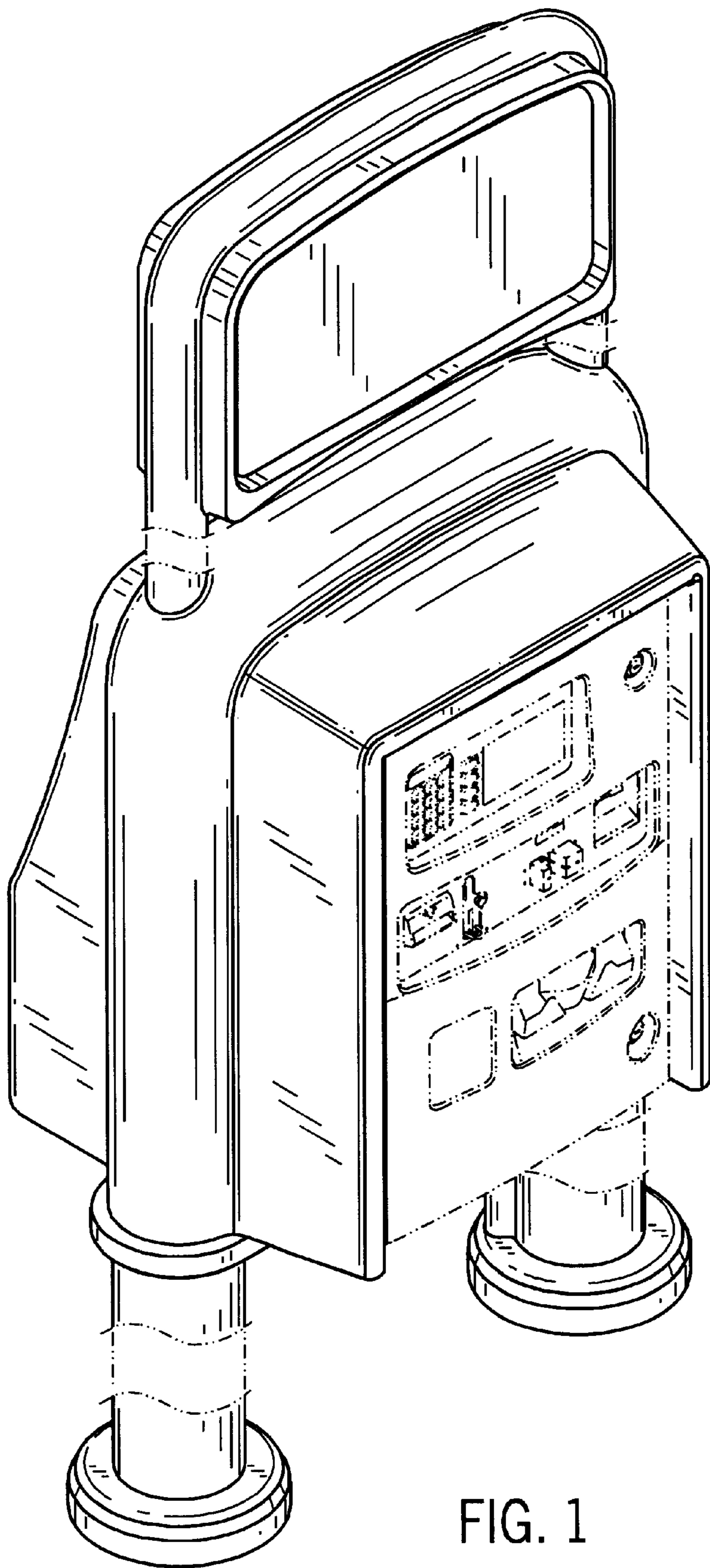


FIG. 1

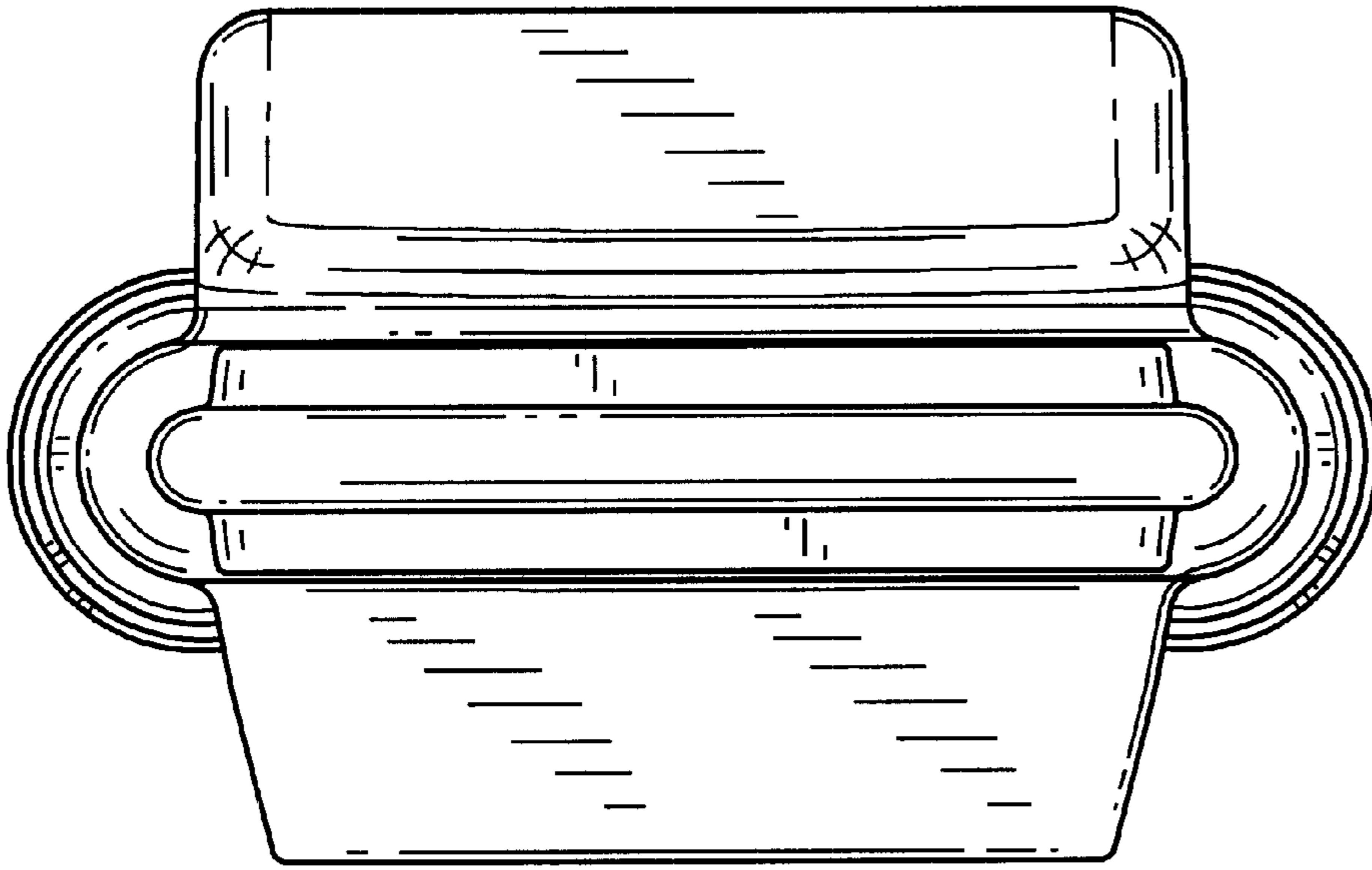
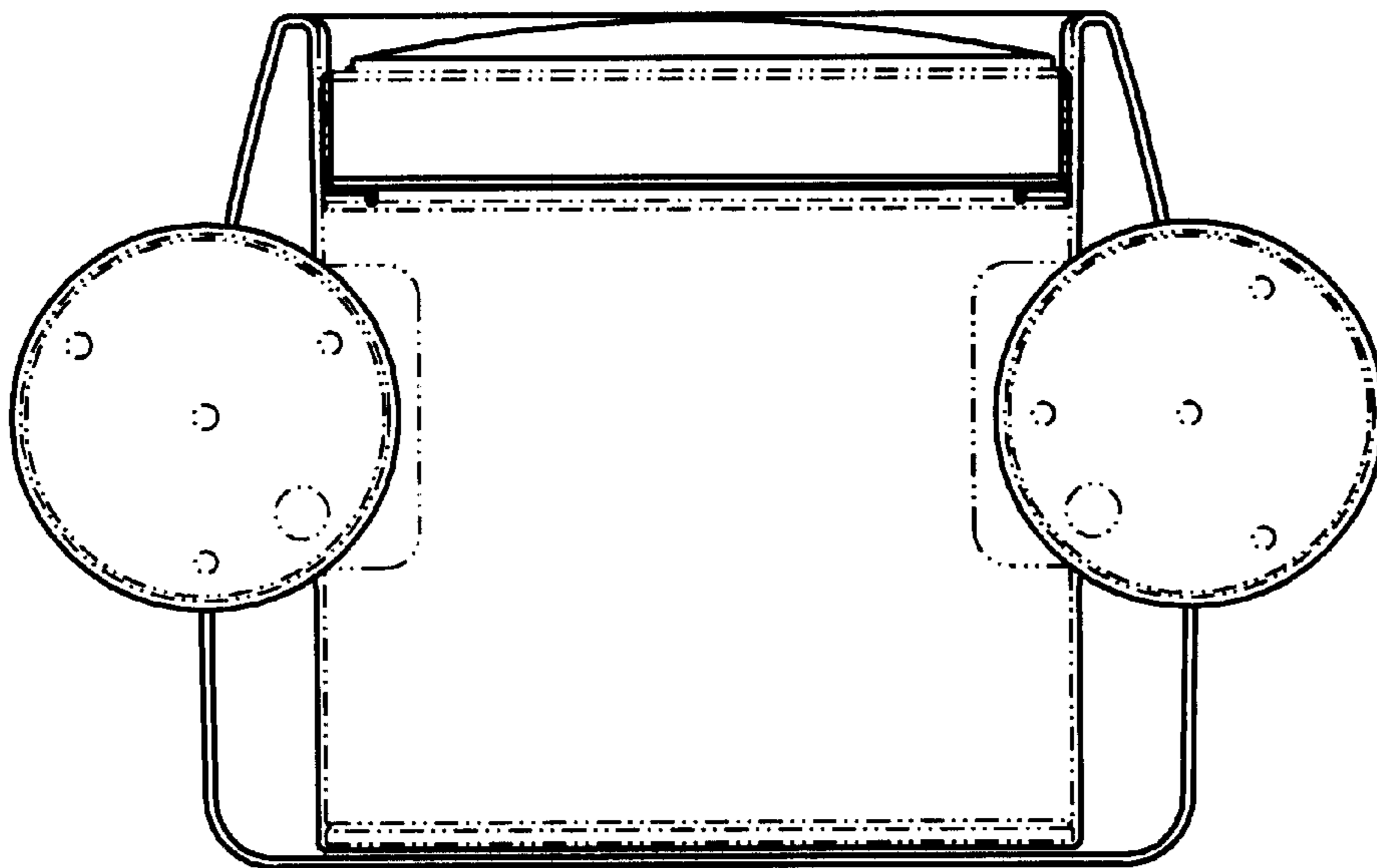


FIG. 2

FIG. 3



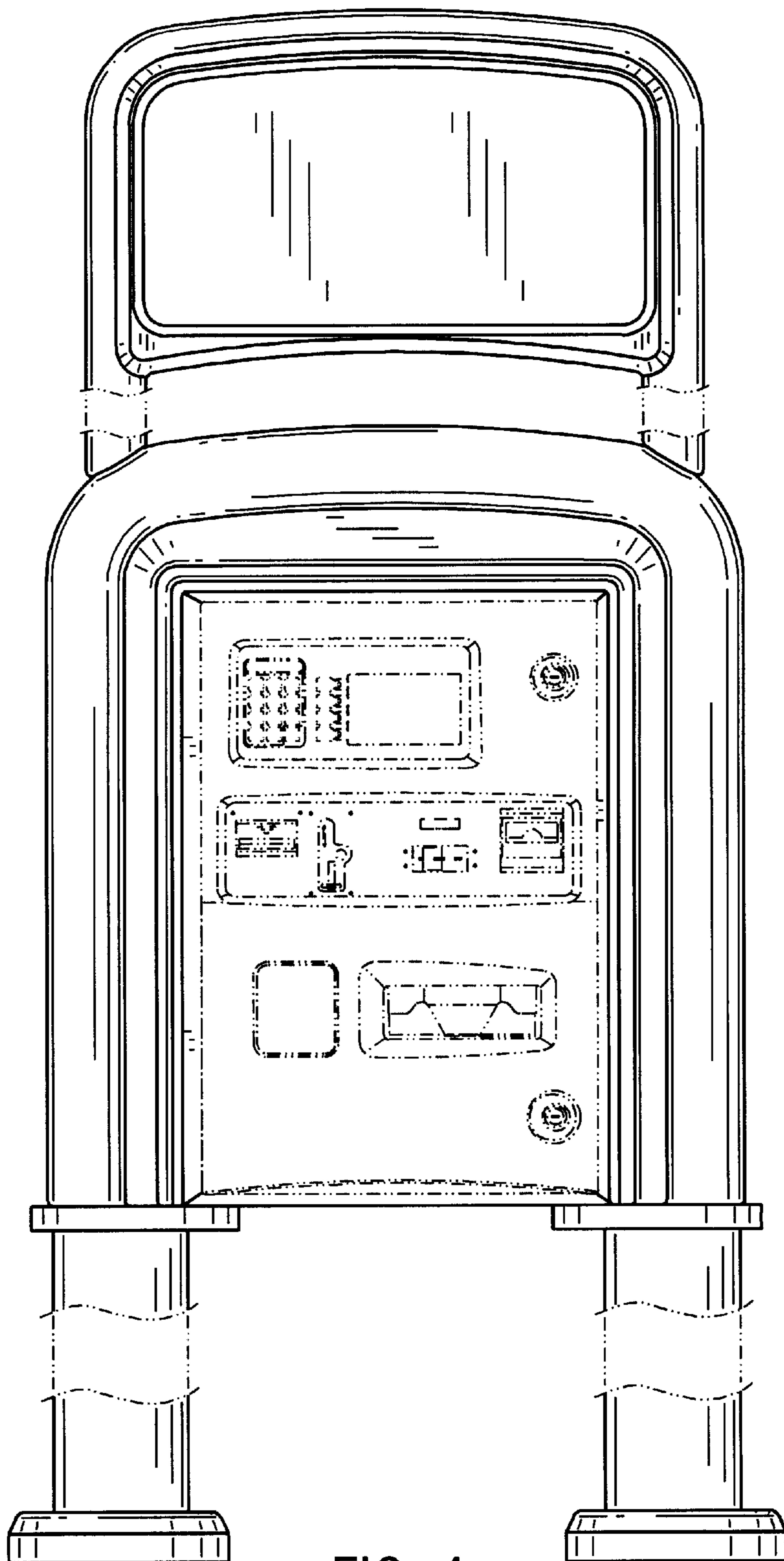


FIG. 4

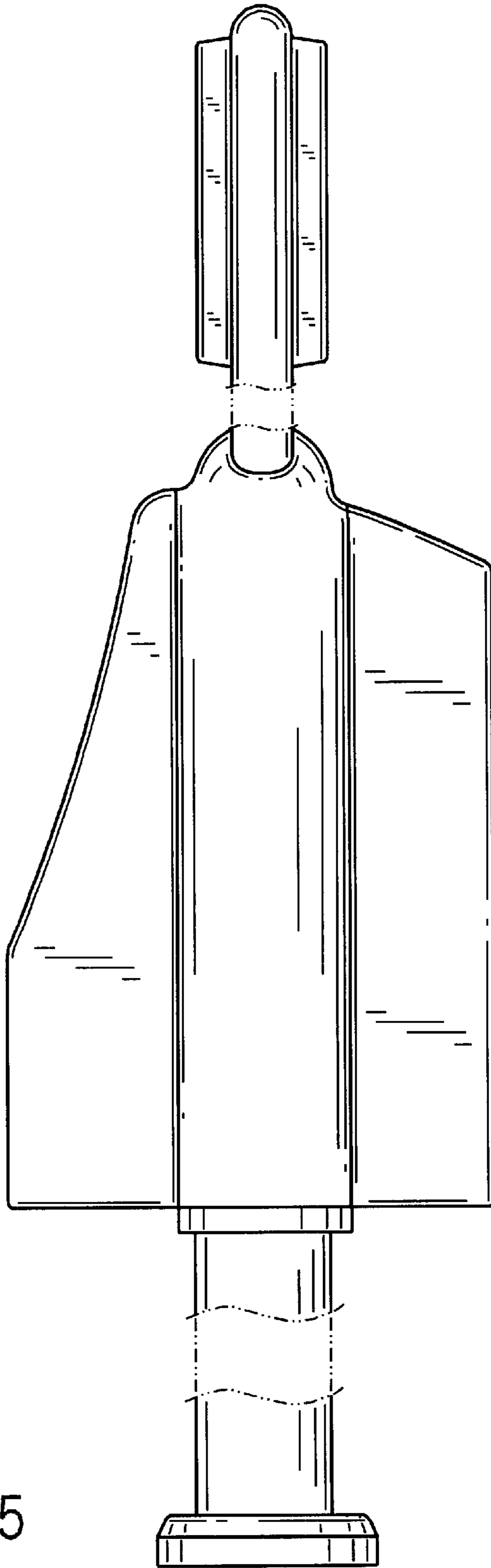


FIG. 5




FIG. 6