



US00D473589S

(12) **United States Design Patent**
Mandel

(10) **Patent No.:** **US D473,589 S**

(45) **Date of Patent:** **** Apr. 22, 2003**

(54) **BINDER**

(76) **Inventor:** **Yaron Nahum Mandel**, 14 Nottinghill Road, Thornhill, Ontario (CA), L3T 4X9

(**) **Term:** **14 Years**

(21) **Appl. No.:** **29/138,530**

(22) **Filed:** **Mar. 16, 2001**

(51) **LOC (7) Cl.** **19-04**

(52) **U.S. Cl.** **D19/26; D19/32**

(58) **Field of Search** D19/65, 26-33; 402/17, 18, 19, 15, 16, 13, 14, 20, 21, 60, 79, 80 R, 80 P, 500; 281/15.1, 27.1-27.3, 28, 29, 35, 36-38, 45

(56) **References Cited**

U.S. PATENT DOCUMENTS

1,112,637 A * 10/1914 Merrill 402/18
1,138,872 A * 5/1915 Hub, Jr. 402/18
D136,016 S * 7/1943 Pollock D19/65

D136,017 S * 7/1943 Pollock D19/65
4,135,832 A * 1/1979 Saltz 402/15
4,192,620 A * 3/1980 Jahn 402/15
D292,295 S * 10/1987 Wan D19/32

OTHER PUBLICATIONS

Catalog for 2001, Grand and Toy, Canada.
Catalog for 2001, Business Depot, Canada.
Catalog for 2001, Office Place, Canada.

* cited by examiner

Primary Examiner—Martie K. Holtje

(57) **CLAIM**

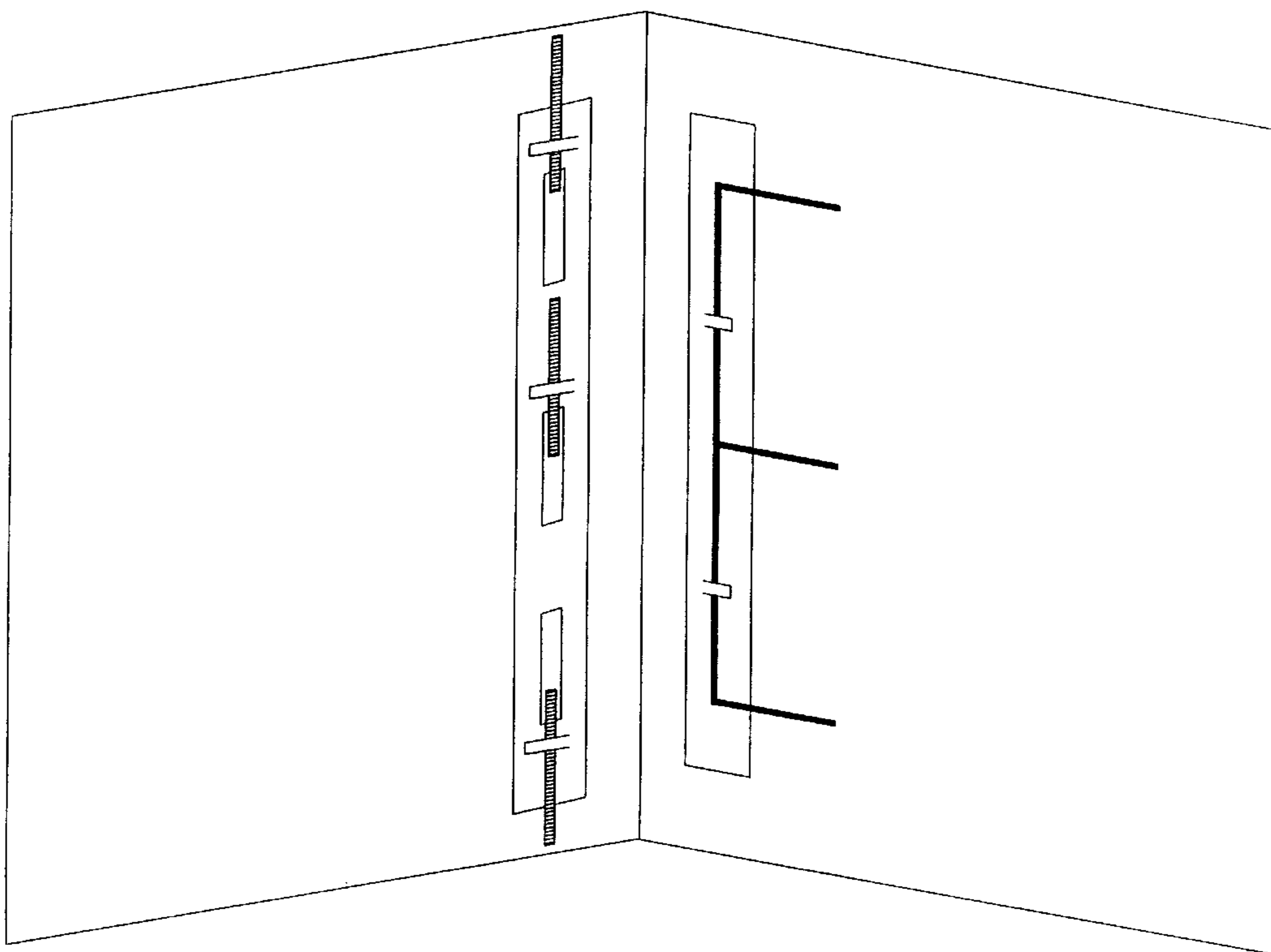
The ornamental design for a binder, as shown and described.

DESCRIPTION

FIG. 1 is a perspective view of a binder in an opened position with the fastener in a closed position showing my new design; and,

FIG. 2 is a perspective view of the binder in an exploded condition with the fastener in an opened position.

1 Claim, 2 Drawing Sheets



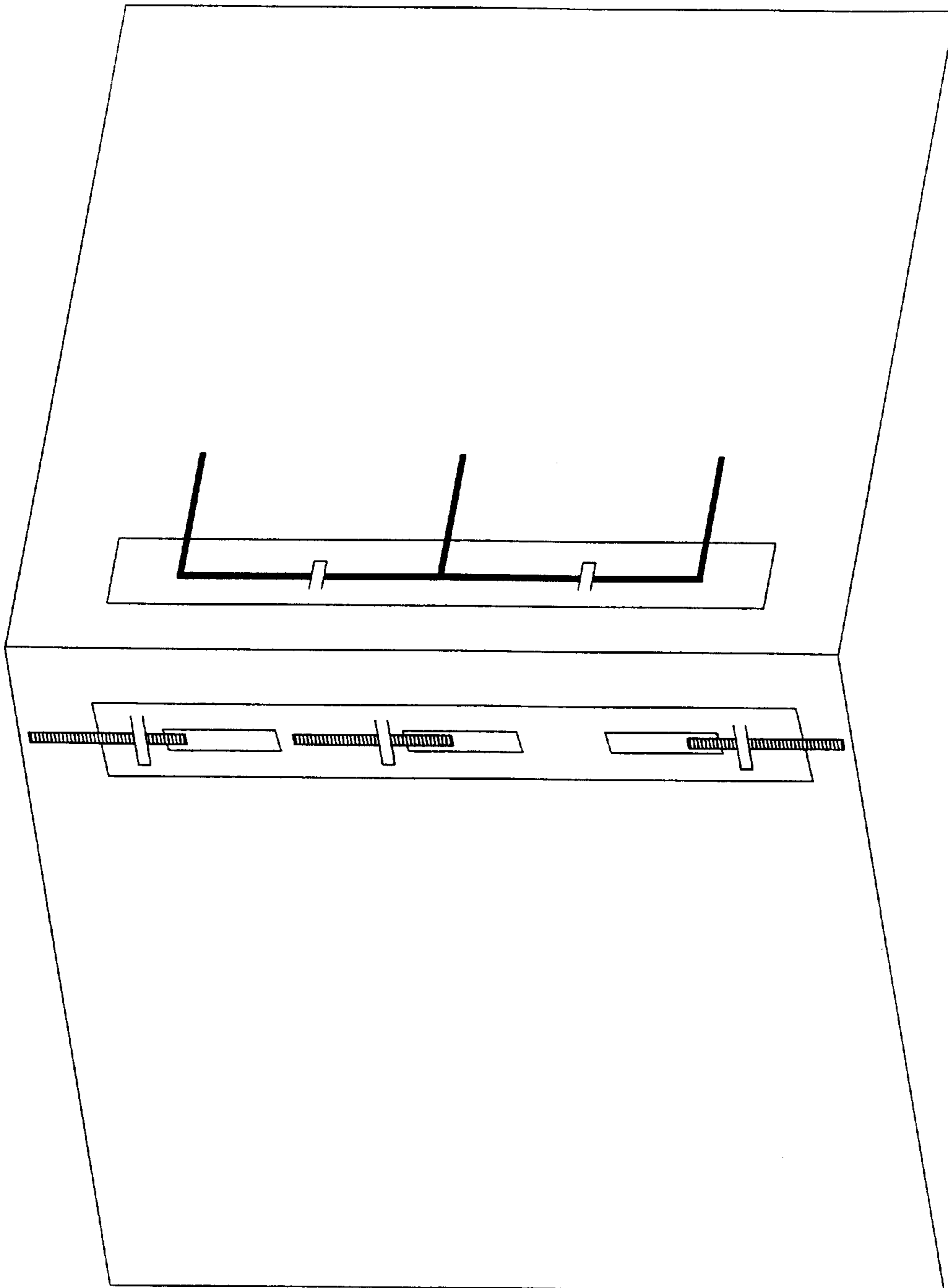


Fig. 1

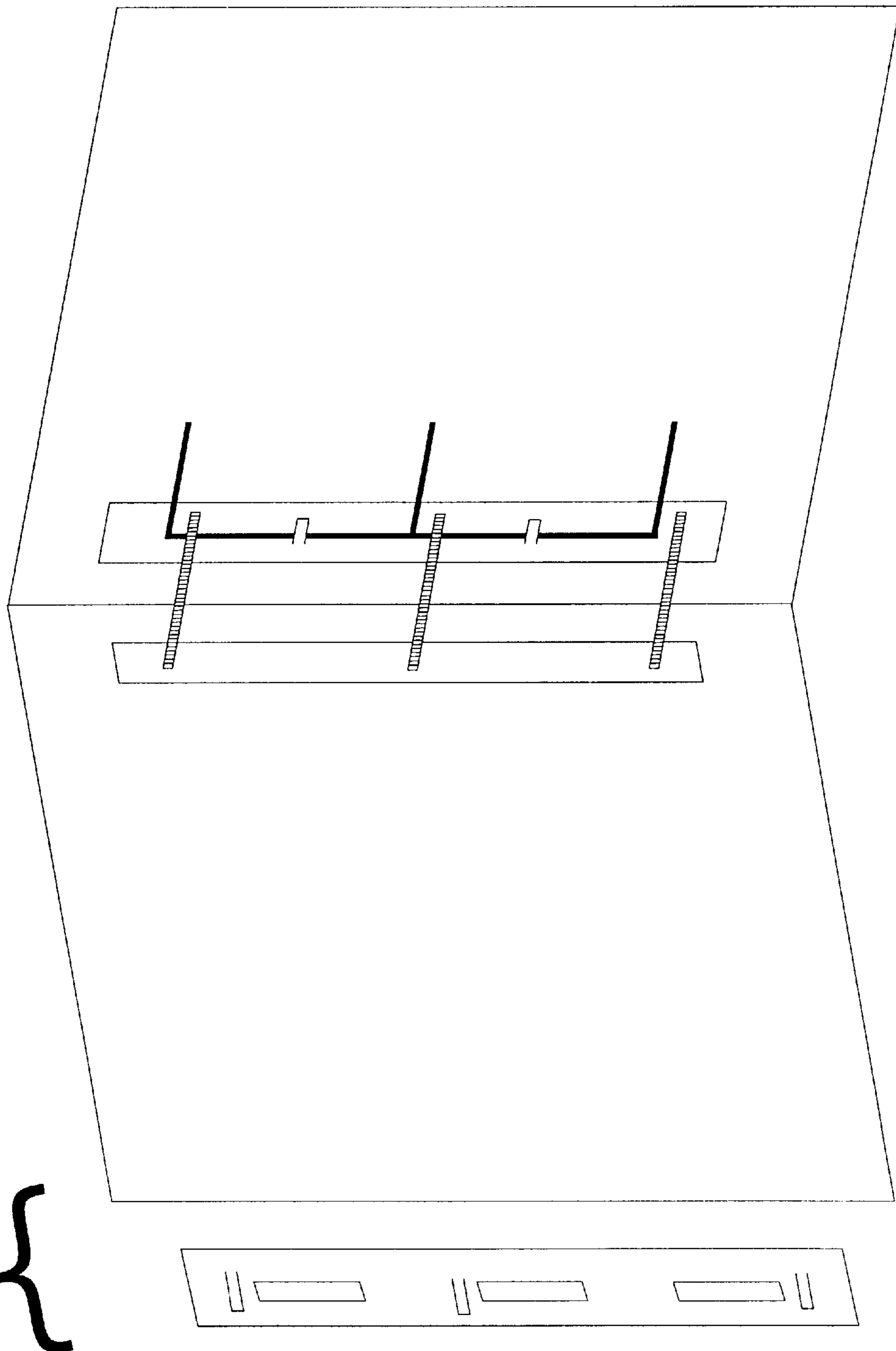


Fig. 2