



US00D473583S

(12) **United States Design Patent**
Thixton et al.

(10) **Patent No.:** **US D473,583 S**

(45) **Date of Patent:** **** Apr. 22, 2003**

(54) **EYEGLASS FRONT**

D425,103 S 5/2000 Yee et al.

D446,803 S 8/2001 Jannard et al.

(75) Inventors: **Lek Thixton**, Eastsound, WA (US);
Colin Baden, Irvine, CA (US); **James H. Jannard**, Spieden Island, WA (US)

FOREIGN PATENT DOCUMENTS

GB 1184347 2/1968

(73) Assignee: **Oakley, Inc.**, Foothill Ranch, CA (US)

OTHER PUBLICATIONS

(**) Term: **14 Years**

B.B. Sol—Les lunettes/sonr equipees de verres SOVIREL (1971).

B.B. Sol—Lunetes de Soleil (1986).

Berther—Bonder (1995).

(21) Appl. No.: **29/162,874**

U.S. pending patent application Ser. No. 29/134,462, Jannard, et al. filed Dec. 20, 2000.

(22) Filed: **Jun. 20, 2002**

U.S. pending patent application Ser. No. 29/142,084, Moritz filed May 16, 2001.

Related U.S. Application Data

(62) Division of application No. 29/154,706, filed on Jan. 28, 2002.

U.S. pending patent application Ser. No. 29/142,308, Jannard, et al. filed May. 23, 2001.

(51) **LOC (7) Cl.** **16-06**

U.S. pending patent application Ser. No. 29/146,178, Yee, et al. filed Aug. 3, 2001.

(52) **U.S. Cl.** **D16/326**

U.S. co-pending patent application Ser. No. 29/154,706, Thixton et al. filed Jan. 28, 2002.

(58) **Field of Search** D16/101, 300–330;
D29/109, 110; 351/41, 44, 51, 52, 158,
90; 2/447, 448

Primary Examiner—Raphael Barkai

(74) *Attorney, Agent, or Firm*—Gregory K. Nelson

(56) **References Cited**

CLAIM

U.S. PATENT DOCUMENTS

The ornamental design for an eyeglass front, as shown and described.

- D198,719 S 7/1964 McCulloch
- 3,684,356 A 8/1972 Bates
- D383,149 S 9/1997 Simioni
- 5,708,489 A 1/1998 Jannard
- D392,662 S 3/1998 Jannard et al.
- D397,350 S 8/1998 Jannard et al.
- D397,351 S 8/1998 Simioni
- D398,326 S 9/1998 Jannard et al.
- D400,230 S 10/1998 Arnette
- D404,754 S 1/1999 Yee et al.
- D407,099 S 3/1999 Wang
- D407,428 S 3/1999 Jannard et al.
- D408,049 S 4/1999 Jannard et al.
- D410,484 S 6/1999 Jannard et al.
- D410,485 S 6/1999 Jannard et al.
- D415,188 S 10/1999 Thixton et al.
- D422,298 S 4/2000 Jannard et al.
- D423,548 S 4/2000 Yee et al.

DESCRIPTION

FIG. 1 is a front perspective view of the eyeglass of the present invention;

FIG. 2 is a rear elevational view;

FIG. 3 is a front elevational view thereof;

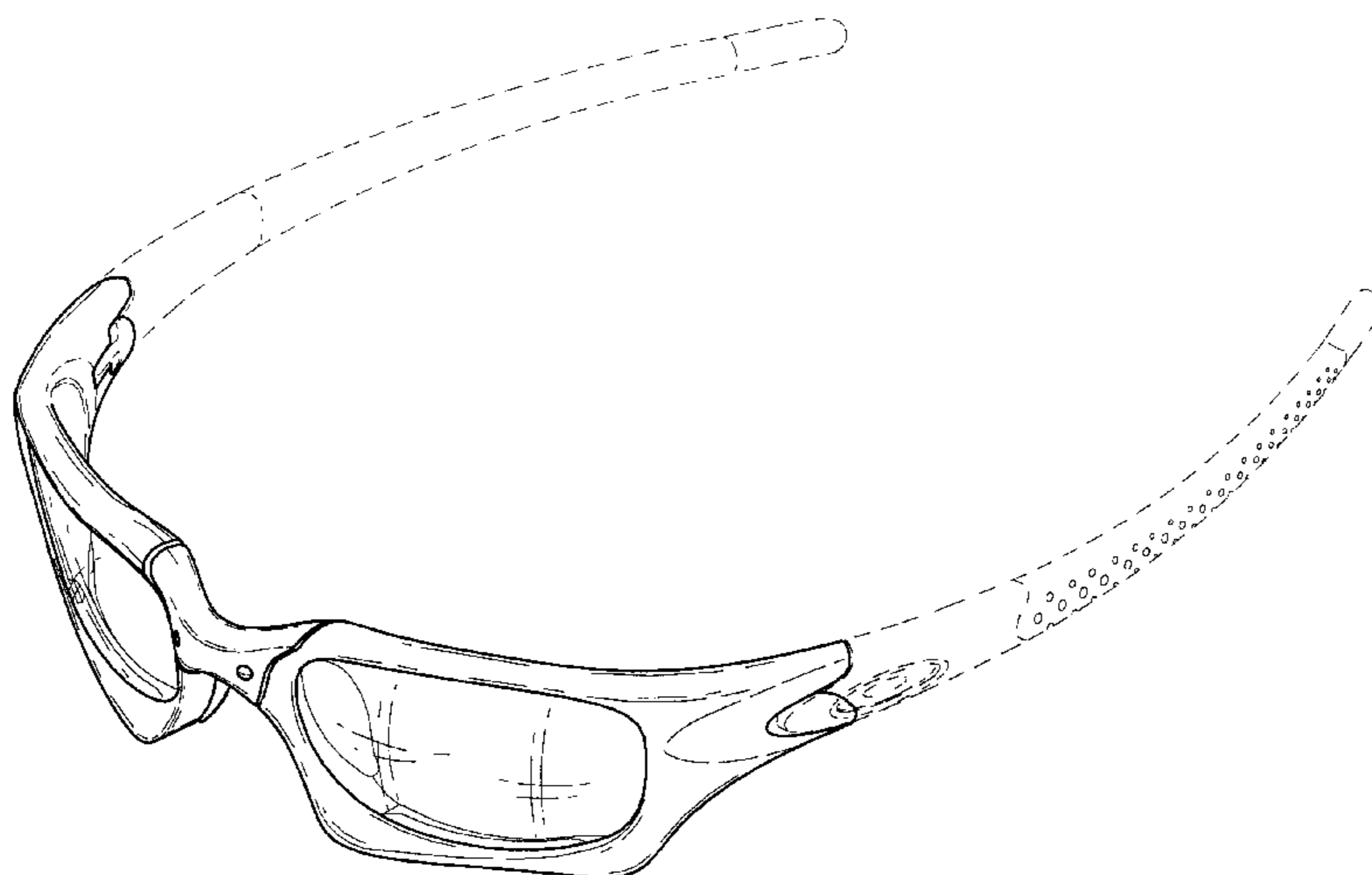
FIG. 4 is a left-side elevational view thereof, the right-side elevational view being a mirror image thereof;

FIG. 5 is a top plan view thereof; and,

FIG. 6 is a bottom plan view thereof.

Phantom lining, where utilized, is for illustrative purposes only and is not intended to limit the claimed design to the features shown in phantom.

1 Claim, 3 Drawing Sheets



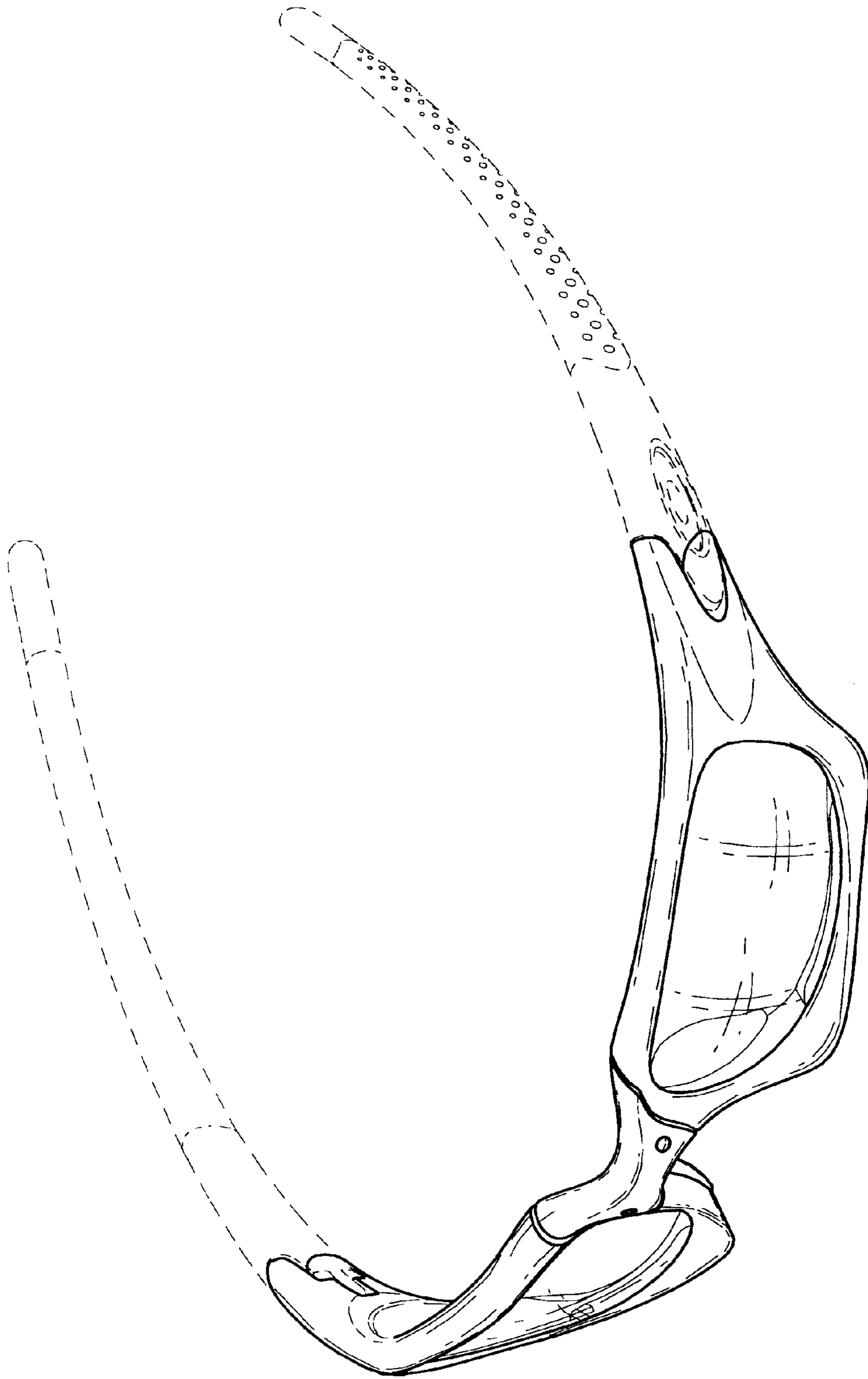


FIG. 1

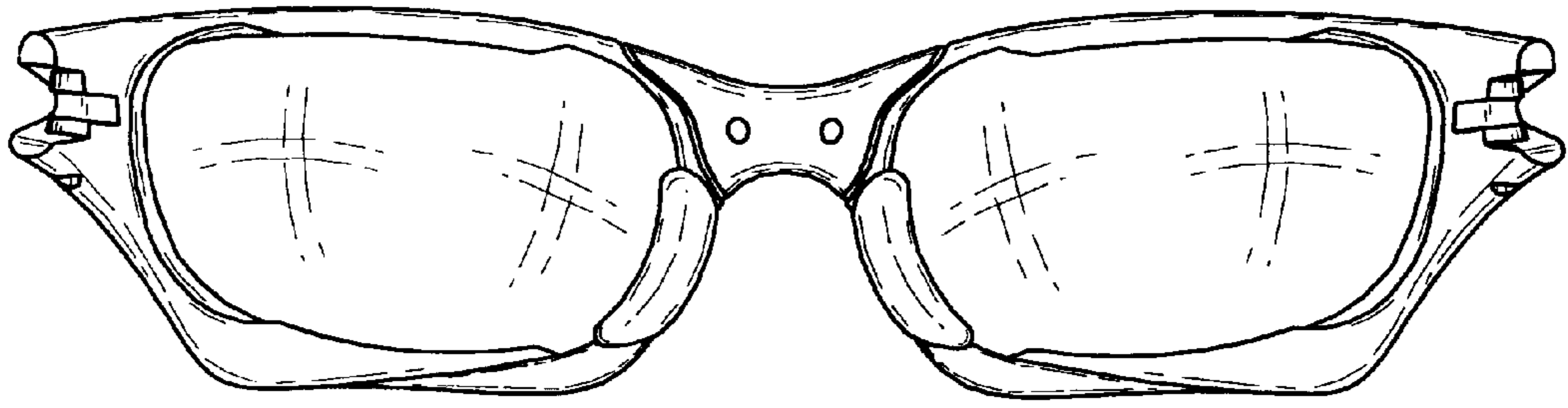


FIG. 2

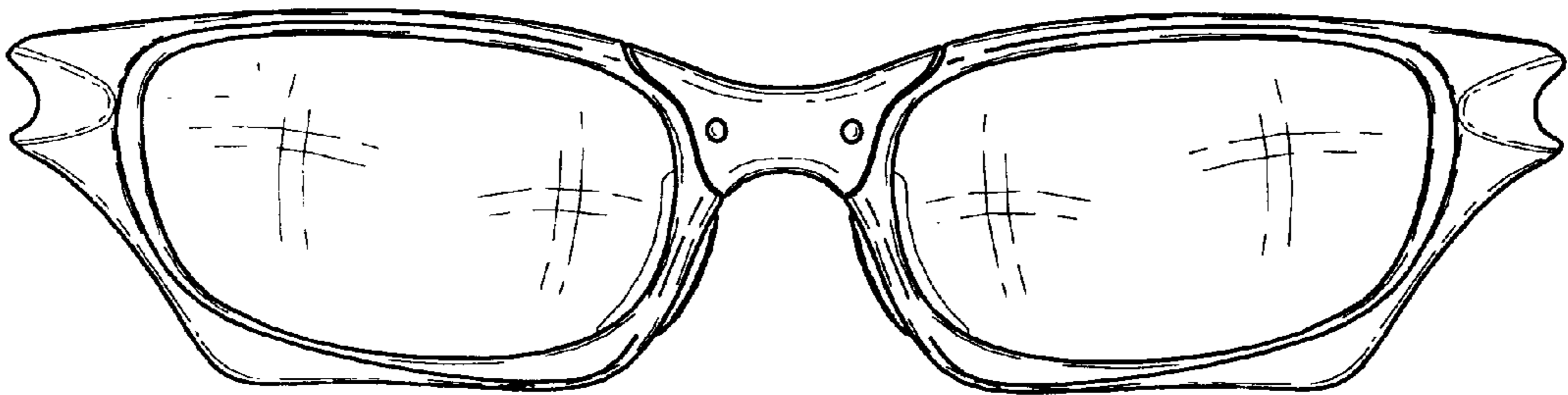


FIG. 3

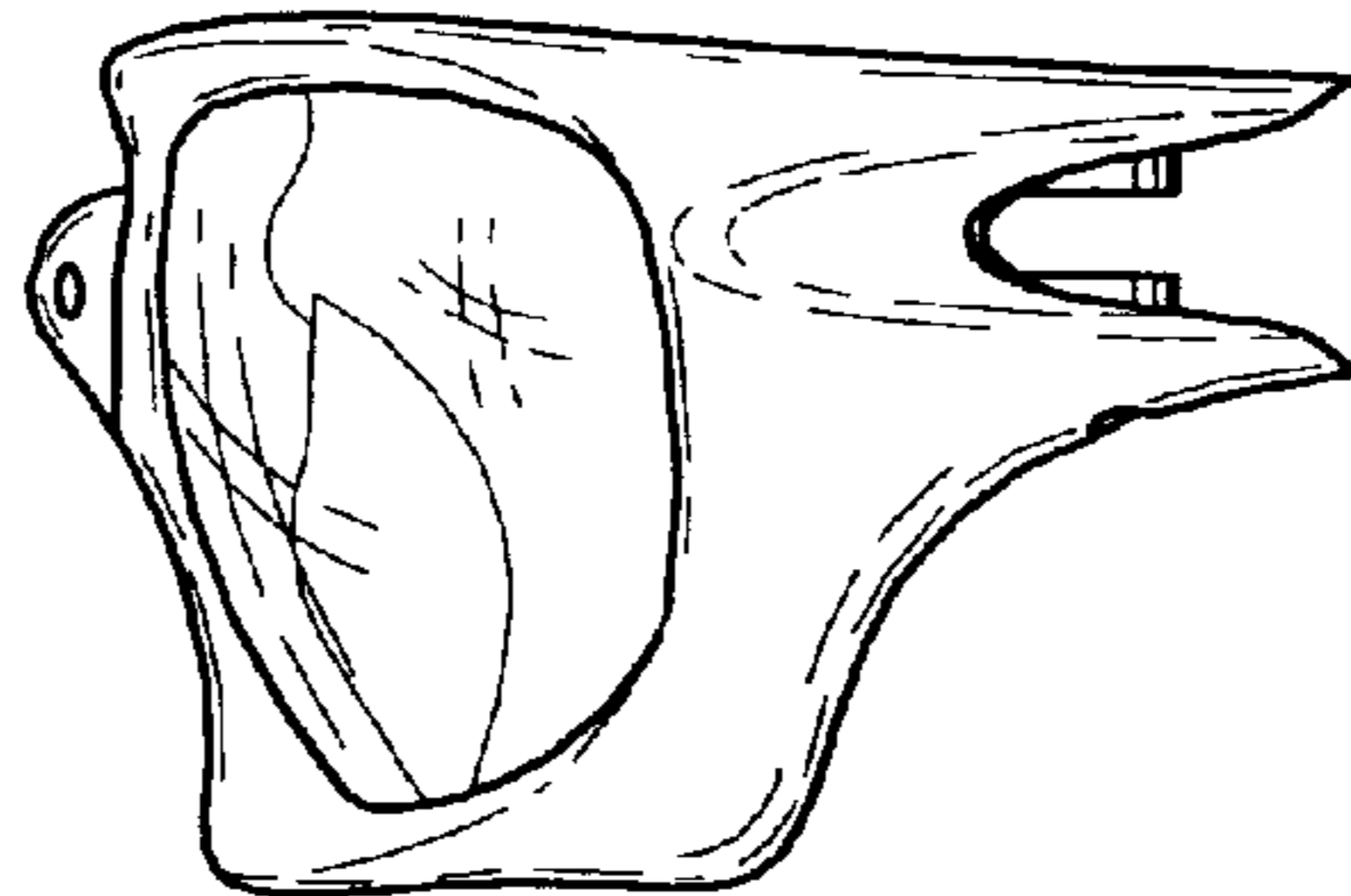


FIG. 4

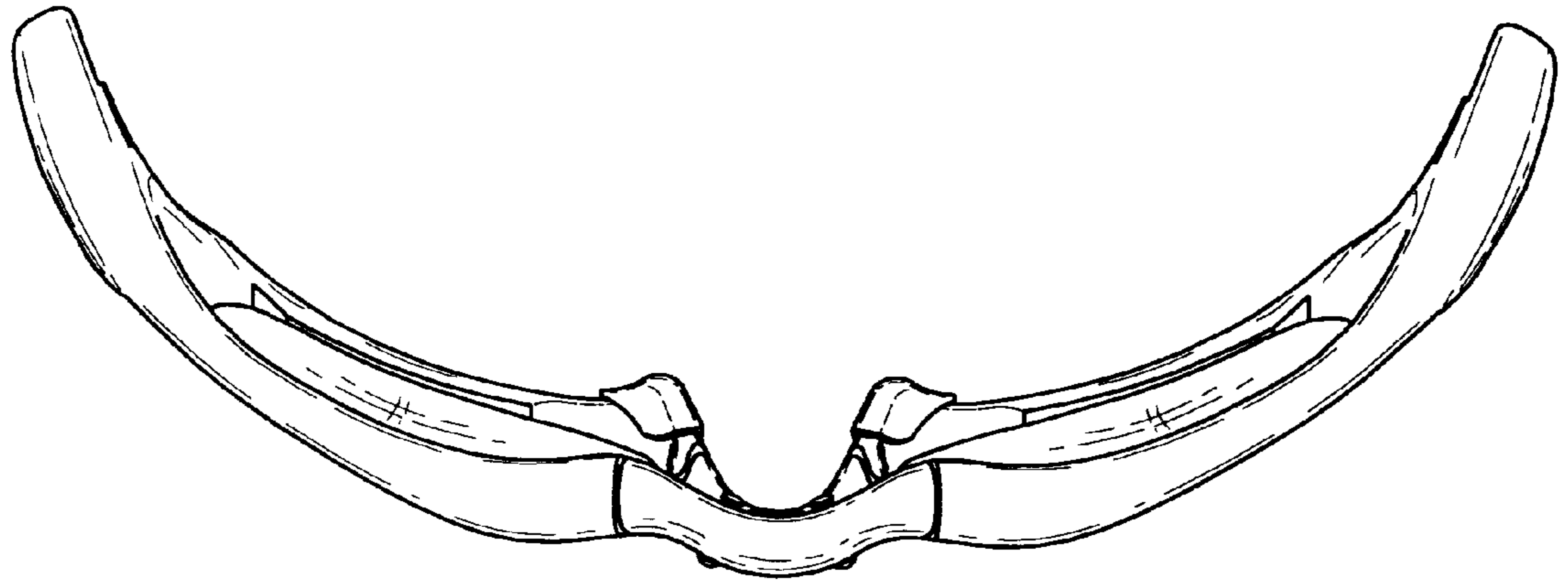


FIG. 5

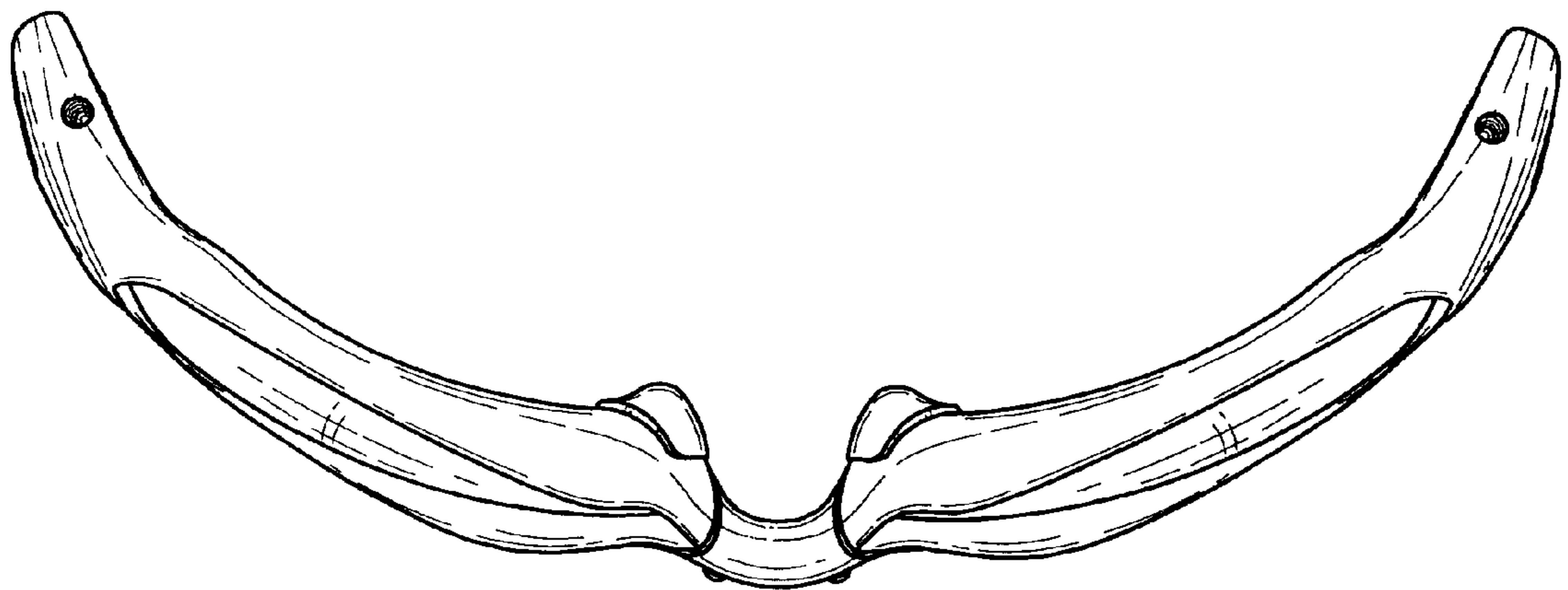


FIG. 6