



US00D473547S

(12) **United States Design Patent**
Tanaka

(10) **Patent No.:** **US D473,547 S**

(45) **Date of Patent:** **** Apr. 22, 2003**

(54) **MODEM**

(75) **Inventor:** **Keita Tanaka, Tokyo (JP)**

(73) **Assignee:** **Kabushiki Kaisha Toshiba (JP)**

(**) **Term:** **14 Years**

(21) **Appl. No.:** **29/152,867**

(22) **Filed:** **Jan. 4, 2002**

(30) **Foreign Application Priority Data**

Jul. 6, 2001 (JP) 2001-019967

(51) **LOC (7) Cl.** **14-03**

(52) **U.S. Cl.** **D14/242**

(58) **Field of Search** D14/137, 240,
D14/138, 242, 356, 357, 358, 241, 243,
245, 144, 370, 341-347, 125, 432-438,
155, 299, 257, 439, 140, 188, 230; 379/433.01-433.13,
419, 434, 93.01, 93.28, 428.01-428.04,
420.01-420.04, 440, 441, 442; 455/550-575,
90; D13/184, 123, 182, 147, 110, 164;
361/600, 622, 684, 724-728, 702; 375/220-225

(56) **References Cited**

U.S. PATENT DOCUMENTS

- D335,489 S * 5/1993 Sander D14/352
- D338,453 S * 8/1993 Martin D14/351
- D339,115 S * 9/1993 Eilertsen D14/242
- D364,605 S * 11/1995 Backs D14/351
- D365,808 S * 1/1996 Alden et al. D14/432
- D366,455 S * 1/1996 Cheng D13/147
- D384,649 S * 10/1997 Heberling et al. D14/352
- D386,479 S 11/1997 Lassmann et al.
- D386,753 S * 11/1997 Han D14/351
- 5,697,809 A * 12/1997 Chung 439/501
- D406,849 S * 3/1999 Tanaka D14/242
- D411,185 S * 6/1999 Isshiki D14/358
- D413,894 S * 9/1999 Matthews et al. D14/240
- D414,188 S * 9/1999 Matthews et al. D14/240
- D415,123 S * 10/1999 Murphy D14/311
- D417,203 S * 11/1999 Figueroa et al. D14/352
- D417,223 S * 11/1999 Groves et al. D14/242
- D417,453 S * 12/1999 Du D14/242
- D417,864 S * 12/1999 Holtzman et al. D14/351

- D425,866 S * 5/2000 Nagasawa et al. D13/147
- D431,243 S * 9/2000 Oba D14/351
- D433,381 S * 11/2000 Talesfore D13/123
- D434,411 S * 11/2000 Chen D14/301
- D437,289 S * 2/2001 Chase et al. D13/123
- D442,925 S * 5/2001 Backs et al. D14/126
- D447,139 S * 8/2001 Mache et al. D14/351
- D449,607 S * 10/2001 Lee et al. D14/348
- D453,507 S * 2/2002 Probasco et al. D14/240
- D454,557 S * 3/2002 Do et al. D14/242
- D459,349 S * 6/2002 Wei et al. D14/349
- D463,792 S * 10/2002 Stokes et al. D14/240

FOREIGN PATENT DOCUMENTS

- JP 1094819 12/2000
- JP 1095418 1/2001
- JP 1114898 7/2001
- TW 322303 12/1997

OTHER PUBLICATIONS

www.cable-modems.org, site visited Mar. 20, 2002, Das-
sault Modem (certified Mar. 2000) and LG Innotek (certified
Sep. 2001). 2pp.*

AIWA Kabushi Kaisha PV-BW5610SM, dated Feb. 17,
2000.

* cited by examiner

Primary Examiner—Jeffrey Asch

(74) *Attorney, Agent, or Firm*—Banner & Witcoff, Ltd.

(57) **CLAIM**

The ornamental design for a modem, as shown and
described.

DESCRIPTION

FIG. 1 is a top, front and right side perspective view of a
modem showing my new design,
FIG. 2 is a front elevational view thereof,
FIG. 3 is a top plan view thereof,
FIG. 4 is a bottom plan view thereof,
FIG. 5 is a rear elevational view thereof,
FIG. 6 is a right side elevational view thereof; and,
FIG. 7 is a left side elevational view thereof.

1 Claim, 3 Drawing Sheets

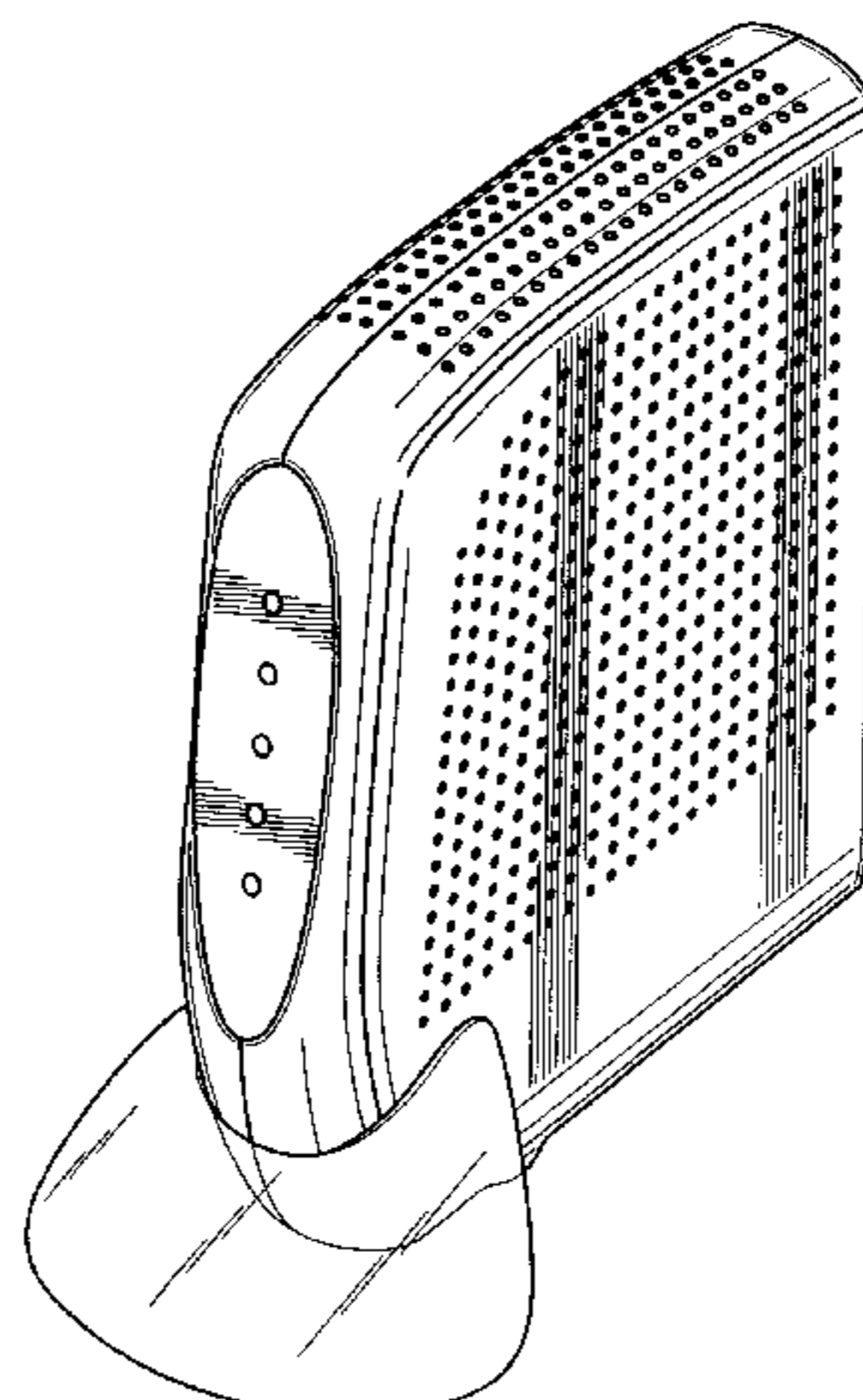


FIG. 1

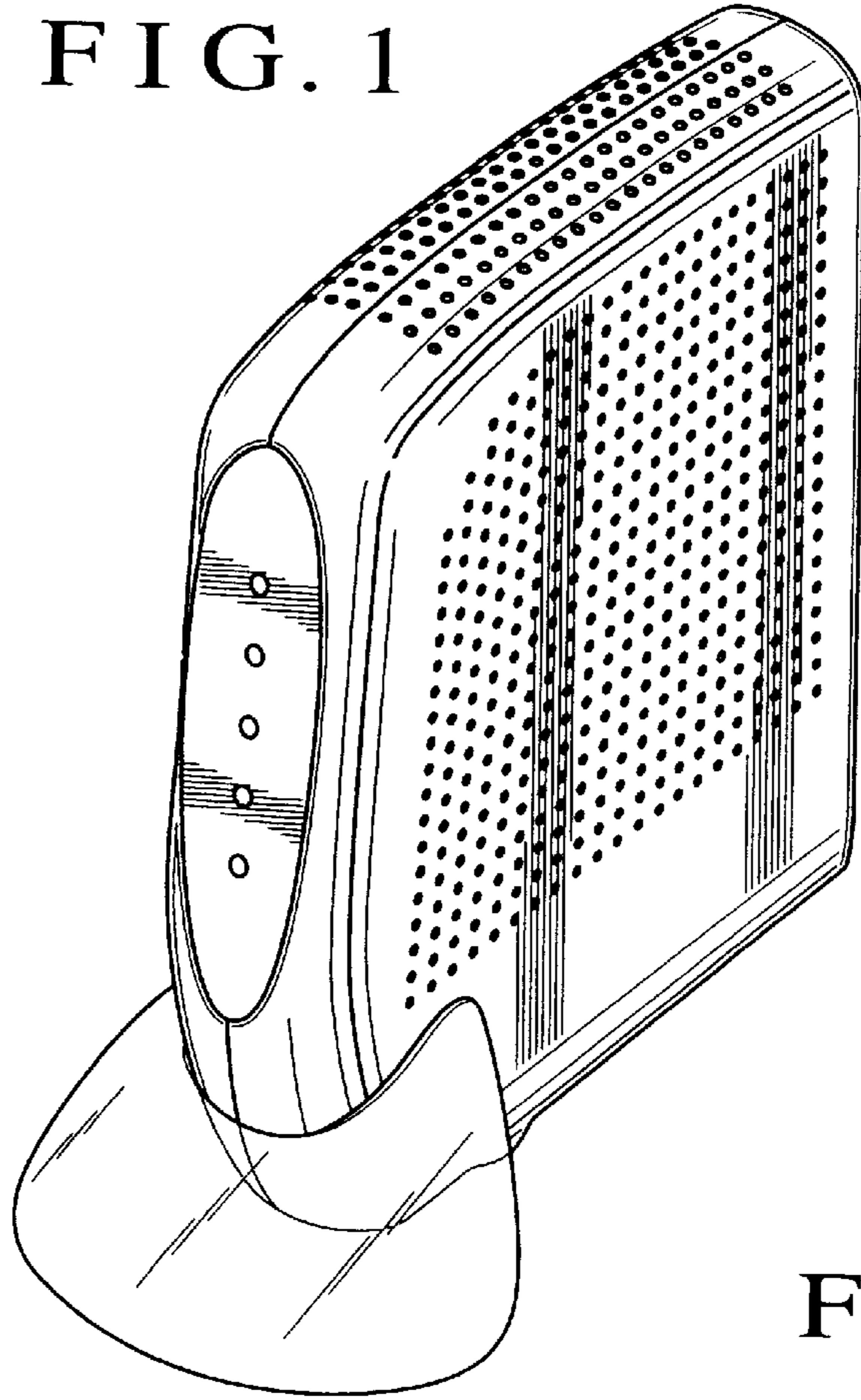


FIG. 2

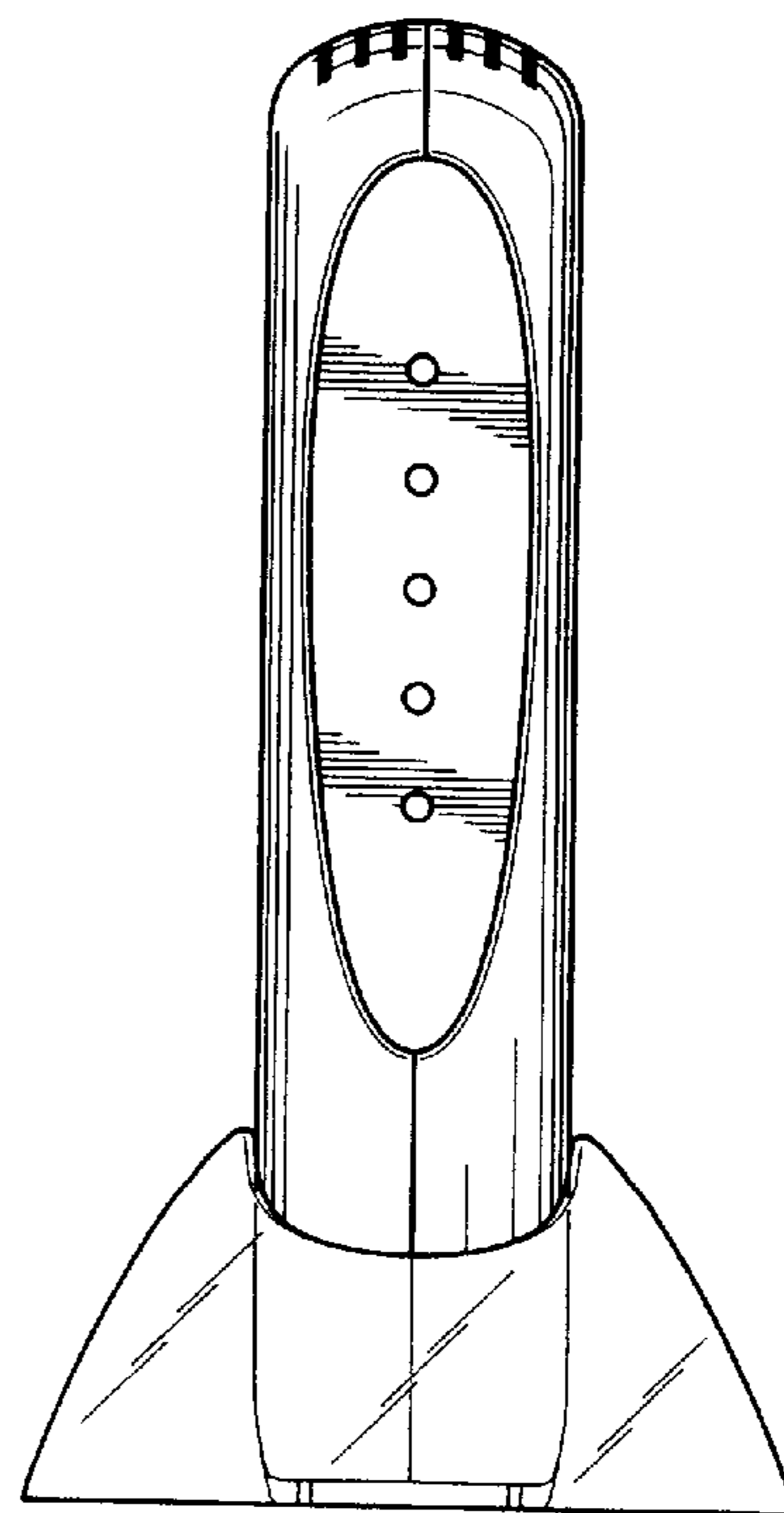


FIG. 3

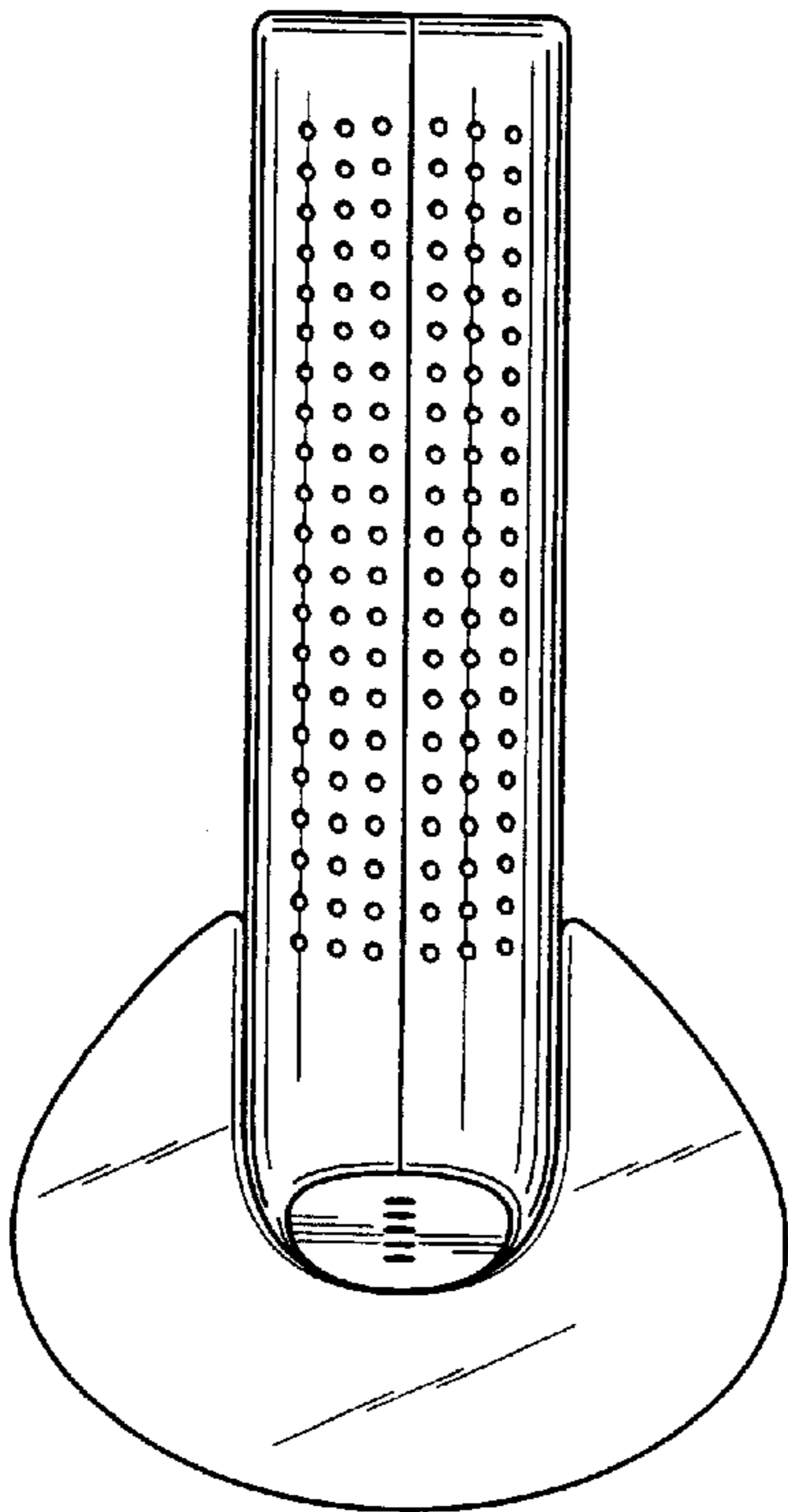


FIG. 4

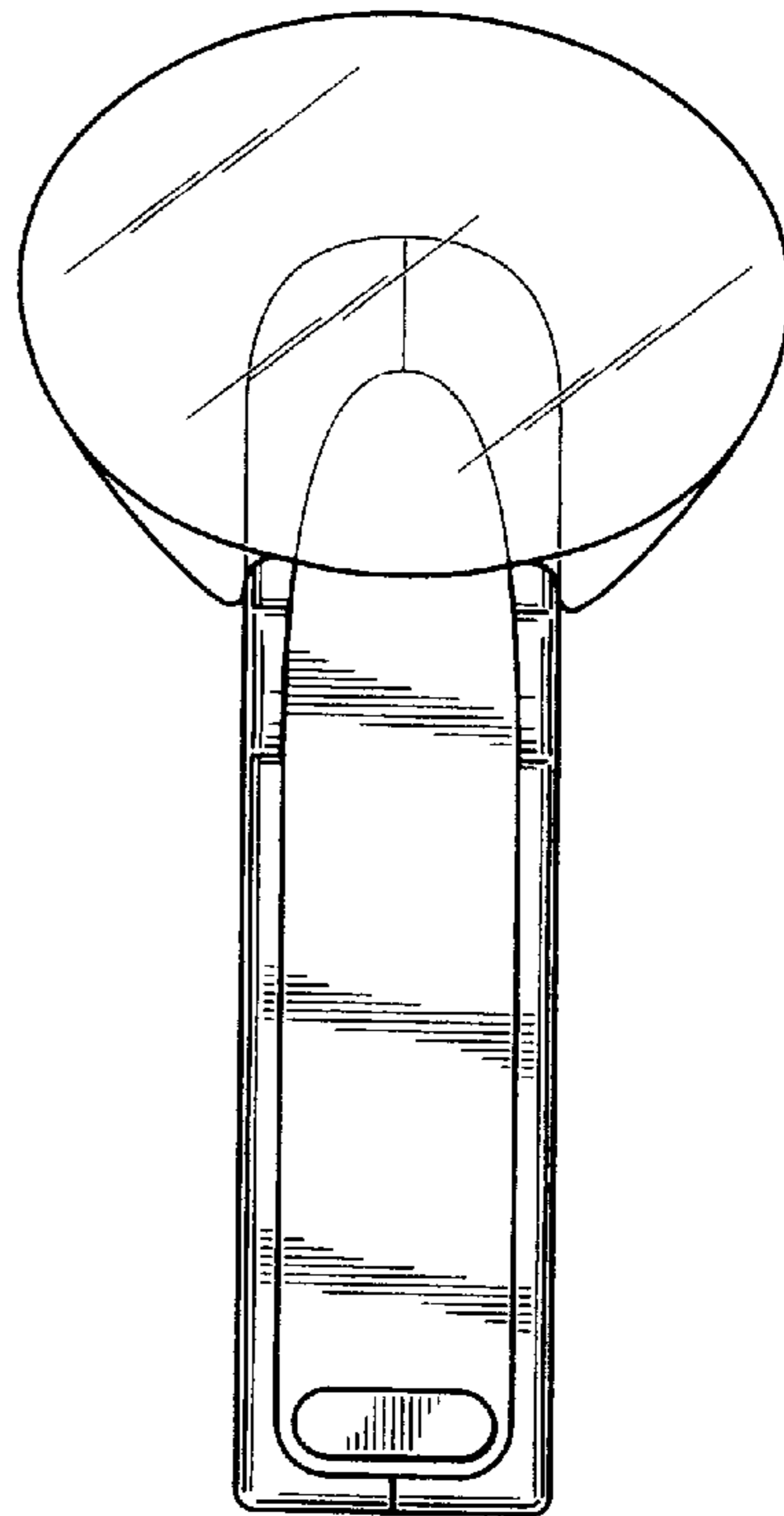


FIG. 5

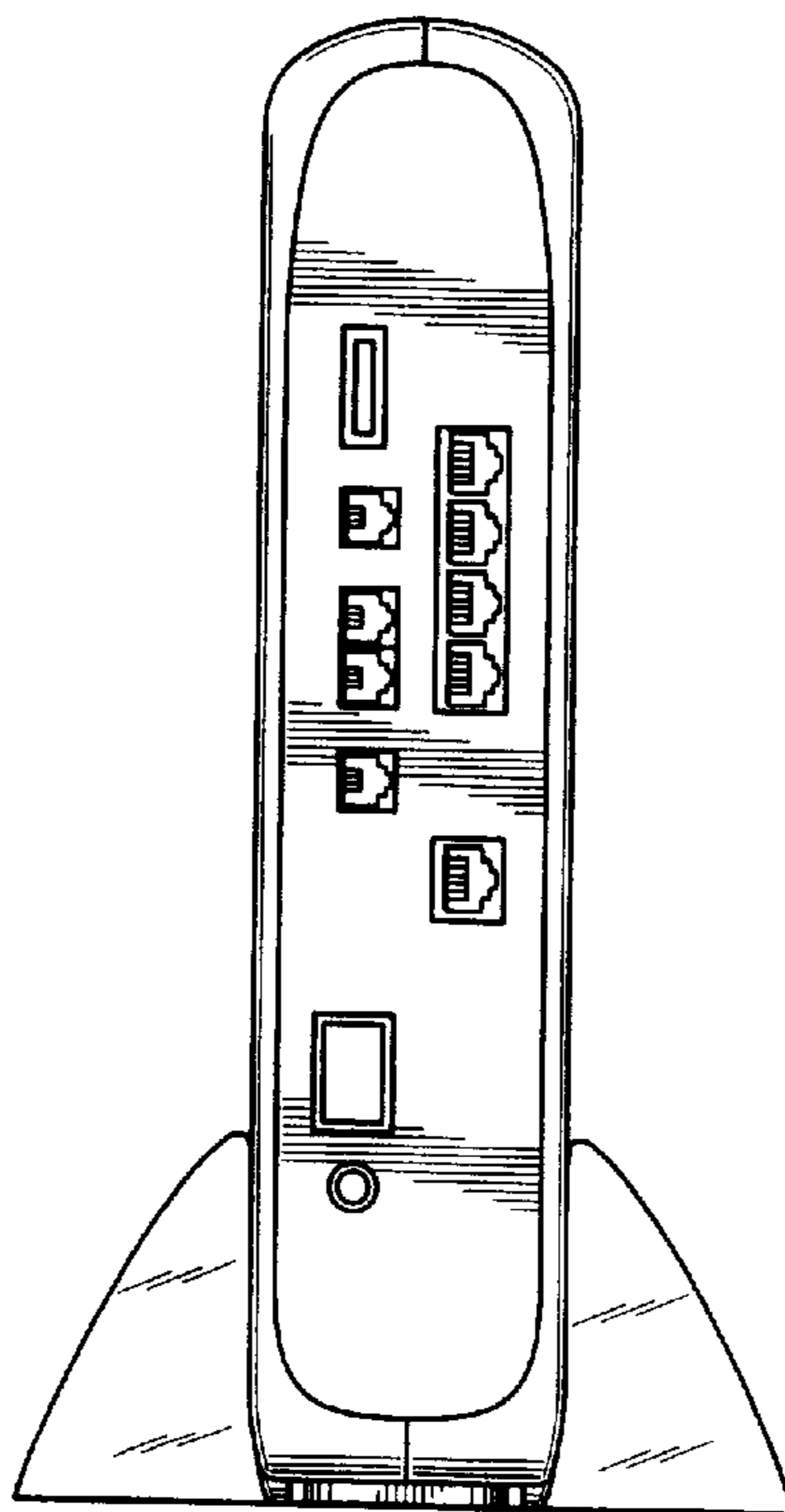


FIG. 6

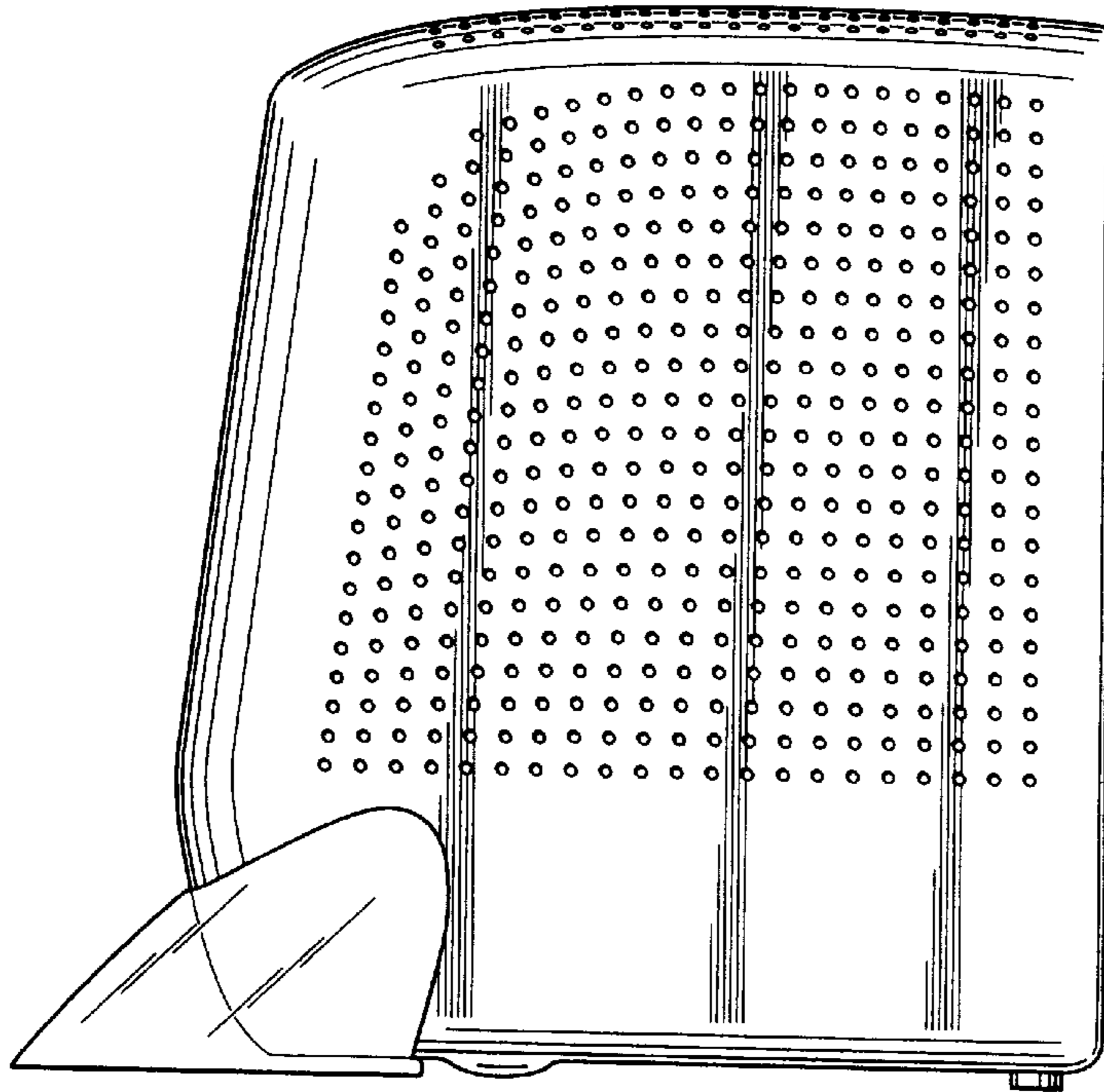


FIG. 7

