



US00D473528S

(12) **United States Design Patent**
Wengrower

(10) **Patent No.:** **US D473,528 S**

(45) **Date of Patent:** **** Apr. 22, 2003**

(54) **COVER AND DECORATIVE FRAME FOR ELECTRIC SWITCH**

5,213,204 A * 5/1993 Sommer 200/303
D379,453 S 5/1997 Fabrizi
6,005,308 A * 12/1999 Bryde et al. 307/157
D461,113 S * 8/2002 Aubert Capella D8/353

(75) Inventor: **César Wengrower**, Provincia de Buenos Aires (AR)

* cited by examiner

(73) Assignee: **Industrias Sica S.A.I.C.**, Buenos Aires (AR)

Primary Examiner—Ted Shooman
Assistant Examiner—Selina Sikder

(**) Term: **14 Years**

(74) *Attorney, Agent, or Firm*—Gottlieb, Rackman & Reisman, P.C.

(21) Appl. No.: **29/157,332**

(57) **CLAIM**

(22) Filed: **Mar. 15, 2002**

The ornamental design for a cover and decorative frame for electric switch, as shown and described.

(51) **LOC (7) Cl.** **13-03**

(52) **U.S. Cl.** **D13/169**

(58) **Field of Search** D8/353; D13/169, D13/170, 171, 173, 174, 177; 174/50, 50.51, 53, 66, 67, 138 F; 200/437, 553, 237, 277.2, 302.3, 315, 329, 339; 337/66, 74

DESCRIPTION

FIG. 1. is a perspective view representative of a cover and decorative frame for electric switch, illustrating my new design.

FIG. 2 is a front elevation view of the set described in FIG. 1.

FIG. 3 is a right-side elevation view of the set described in FIG. 1; and,

FIG. 4 is top view of the set described in FIG. 1.

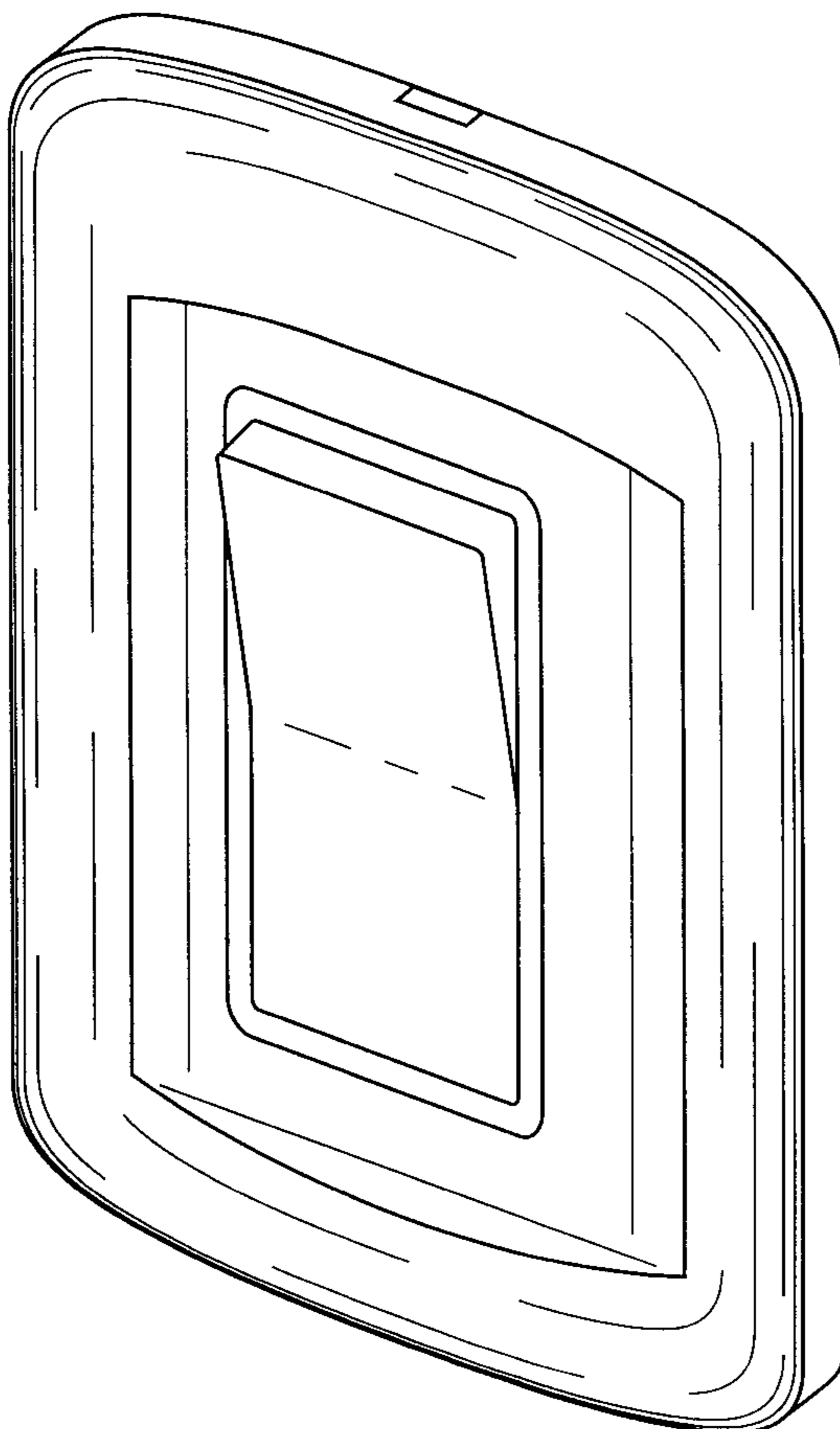
The broken line showing of environment is for illustrative purposes only and forms no part of the claimed design.

(56) **References Cited**

U.S. PATENT DOCUMENTS

4,221,941 A * 9/1980 Genovese 200/457
D298,733 S 11/1988 Pool
5,036,168 A 7/1991 Kikuchi et al.
5,041,698 A 8/1991 Takagi et al.
D327,212 S 6/1992 Hubben et al.

1 Claim, 2 Drawing Sheets



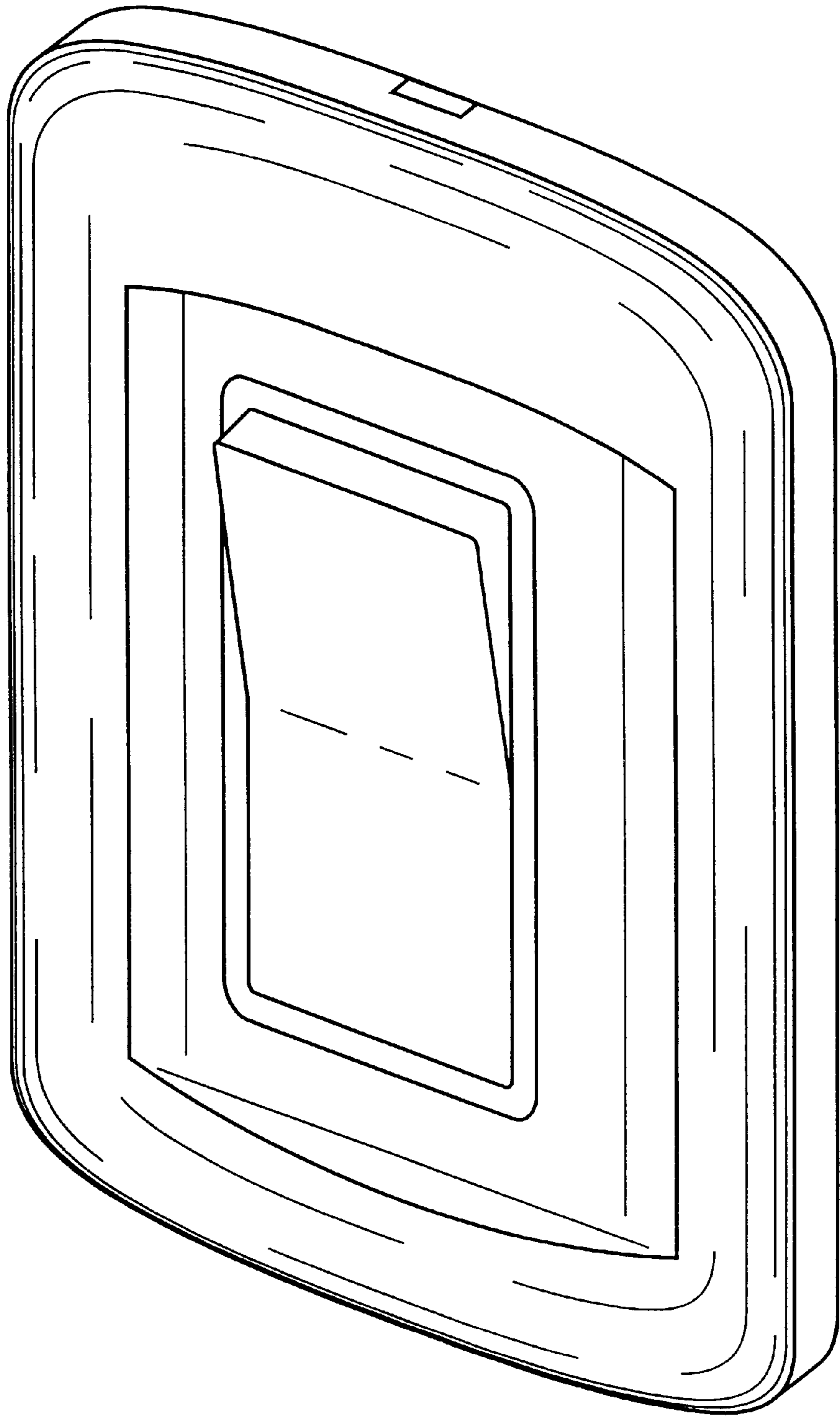


FIG. 1

FIG. 2




FIG. 3

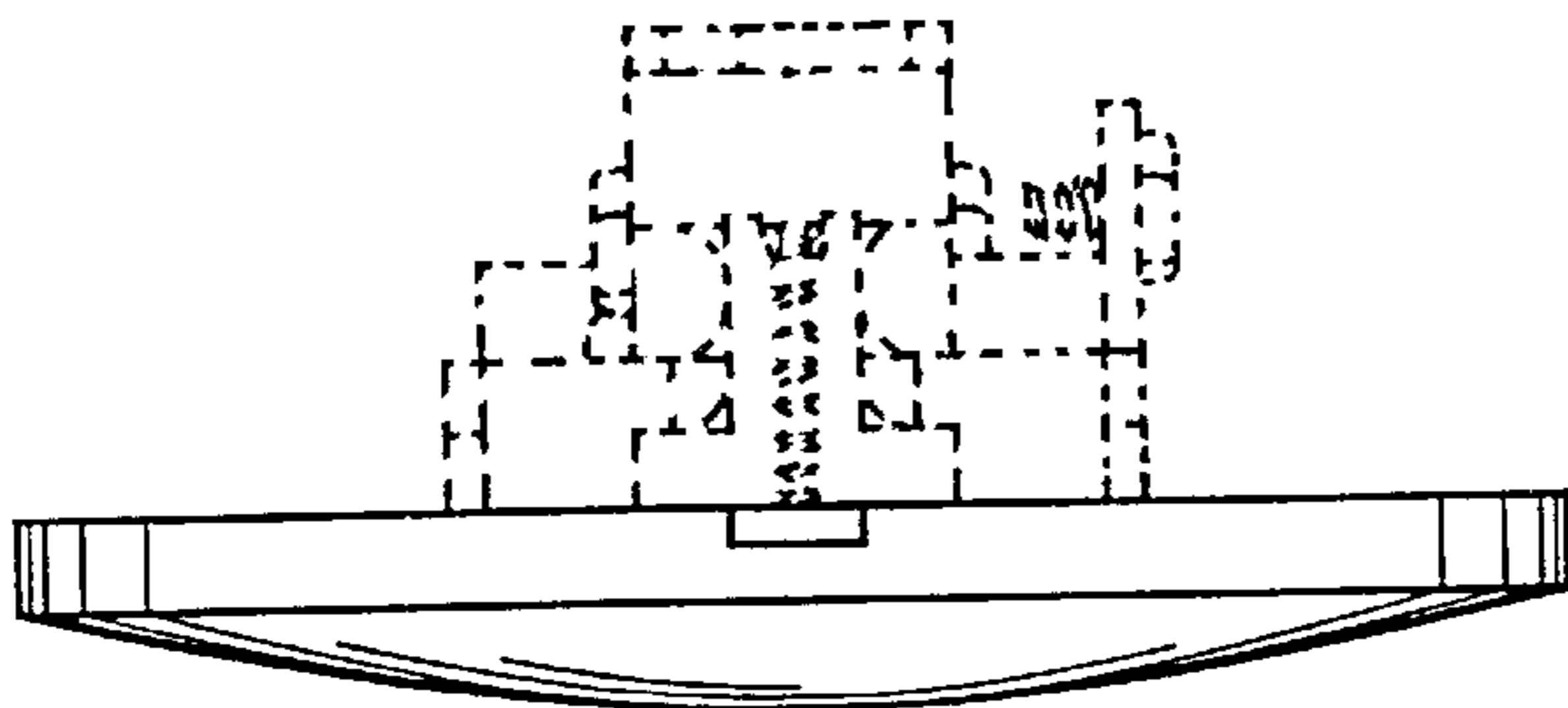
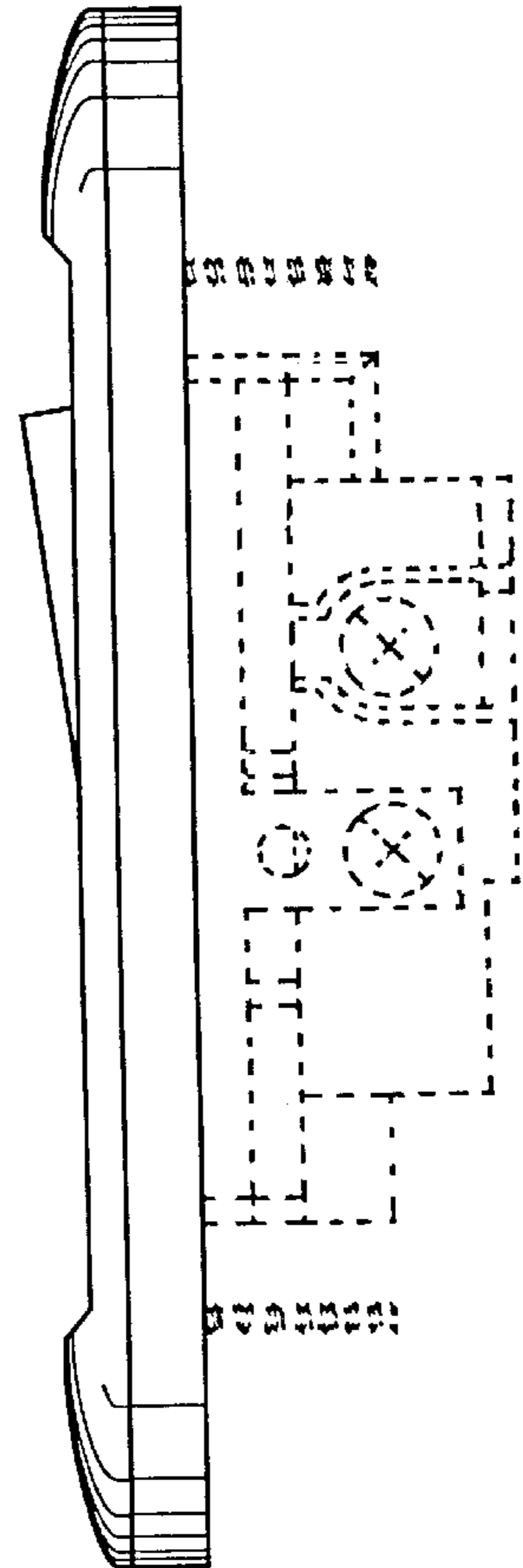


FIG. 4