



US00D473527S

(12) **United States Design Patent**  
**Wengrower**

(10) **Patent No.:** **US D473,527 S**

(45) **Date of Patent:** **\*\* Apr. 22, 2003**

(54) **COVER AND DECORATIVE FRAME FOR ELECTRIC SWITCH**

(75) **Inventor:** **César Wengrower, Lanús Oeste (AR)**

(73) **Assignee:** **Industrias Sica S.A.I.C., Lanus Oeste (AR)**

(\*\*) **Term:** **14 Years**

(21) **Appl. No.:** **29/157,238**

(22) **Filed:** **Mar. 15, 2002**

(51) **LOC (7) Cl.** ..... **13-03**

(52) **U.S. Cl.** ..... **D13/169**

(58) **Field of Search** ..... D8/353; D13/169, D13/170, 171, 173, 174, 177; 174/50, 50.51, 53, 66, 67, 138 F; 200/437, 553, 237, 277.2, 302.3, 315, 329, 339; 337/66, 74

(56) **References Cited**

**U.S. PATENT DOCUMENTS**

4,221,941 A	*	9/1980	Genovese	.....	200/457
D298,733 S		11/1988	Pool		
5,036,168 A		7/1991	Kikuchi et al.		
5,041,698 A		8/1991	Takagi et al.		
D327,212 S		6/1992	Hubben et al.		

5,213,204 A	*	5/1993	Sommer	.....	200/303
D379,453 S		5/1997	Fabrizi		
6,005,308 A	*	12/1999	Bryde et al.	.....	307/157
D461,113 S	*	8/2002	Aubert Capella	.....	D8/353

\* cited by examiner

*Primary Examiner*—Ted Shooman

*Assistant Examiner*—Selina Sikder

(74) *Attorney, Agent, or Firm*—Gottlieb, Rackman & Reisman, P.C.

(57) **CLAIM**

The ornamental design for a cover and decorative frame for electric switch, as shown and described.

**DESCRIPTION**

FIG. 1. is a perspective view representative of a cover and decorative frame for electric switch, illustrating my new design.

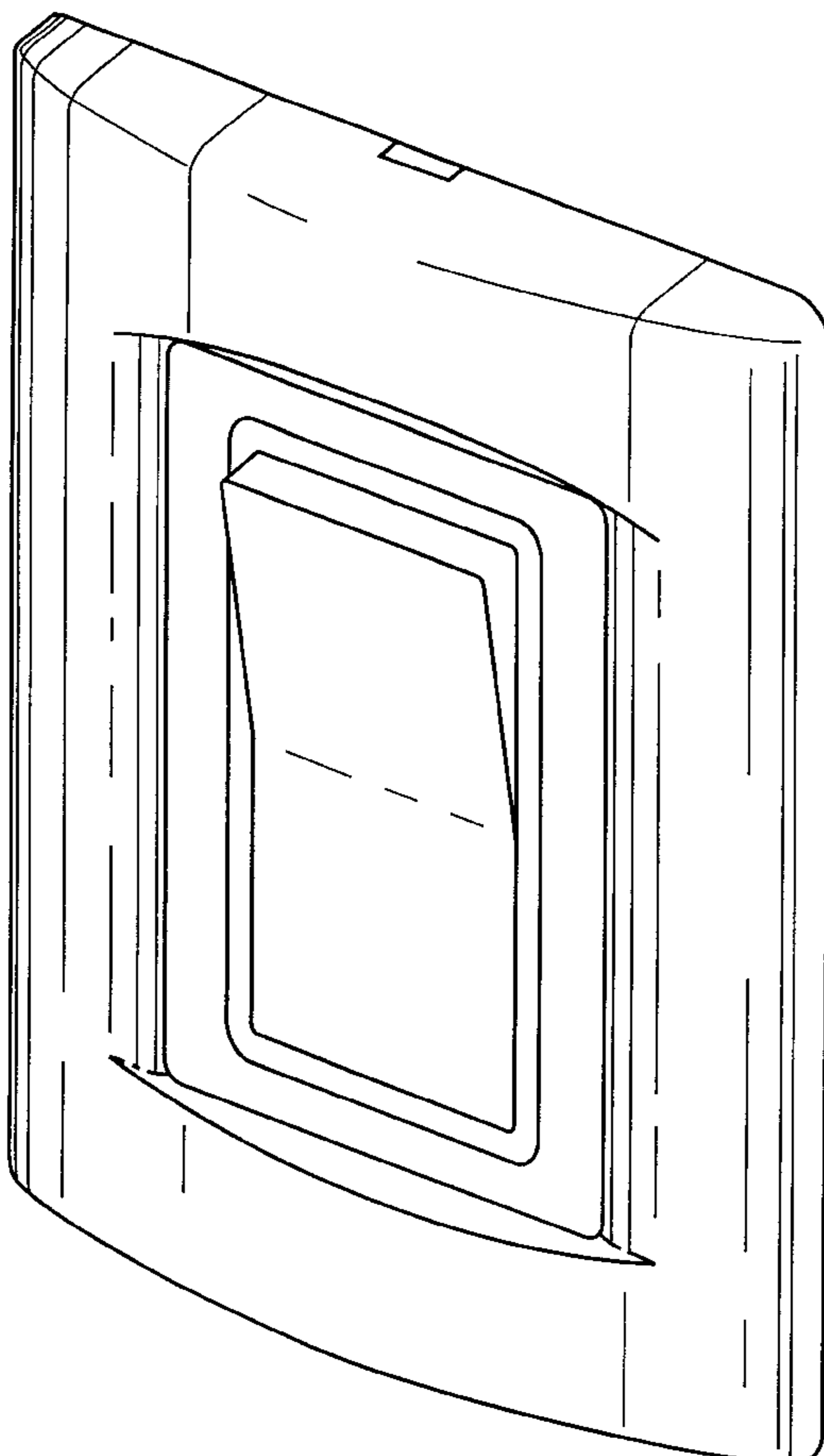
FIG. 2 is a front elevation view of the set described in FIG. 1.

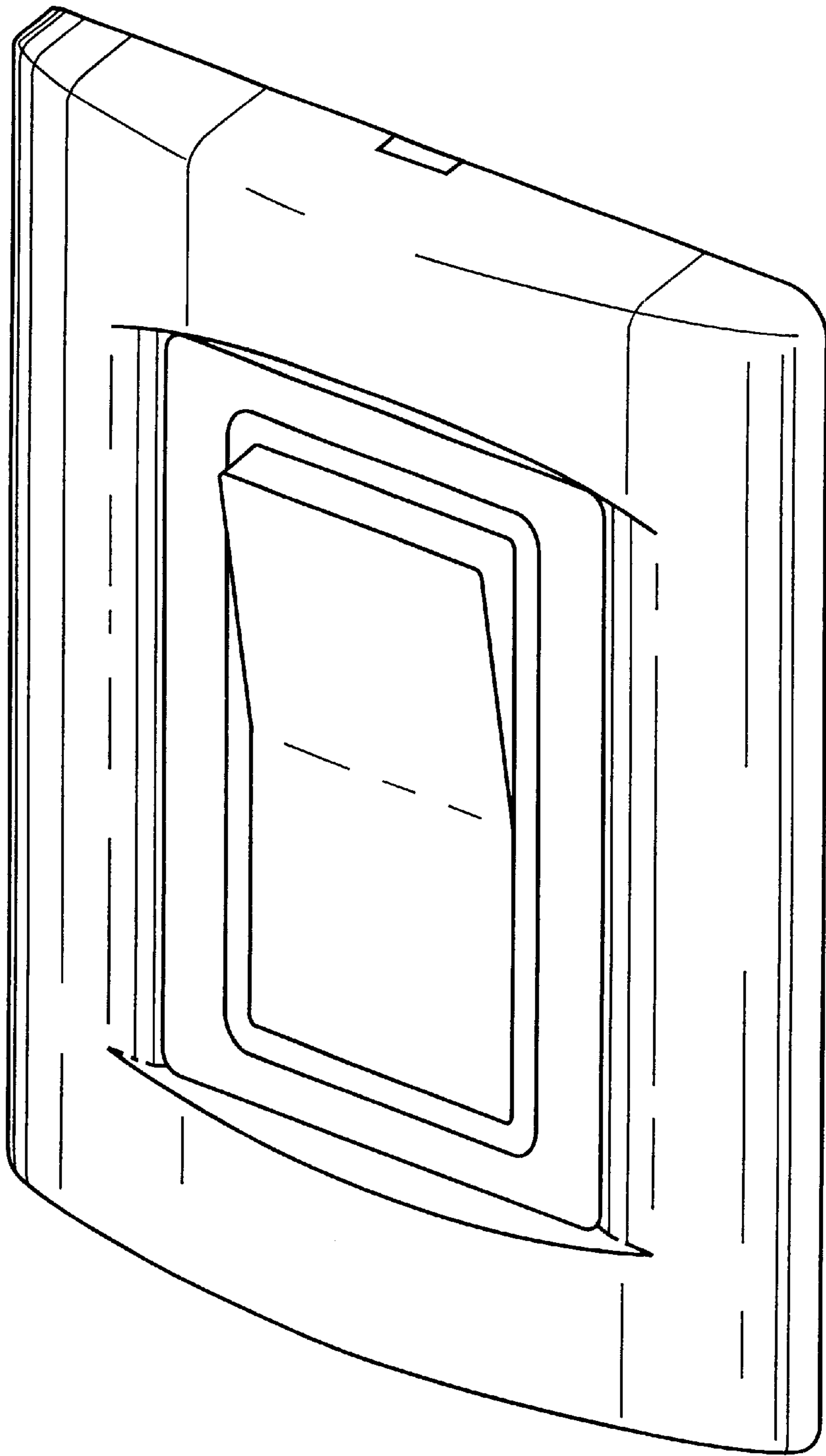
FIG. 3 is a right-side elevation view of the set described in FIG. 1; and,

FIG. 4 is top view of the set described in FIG. 1.

The broken line showing of environment is for illustrative purposes only and forms no part of the claimed design.


**1 Claim, 2 Drawing Sheets**



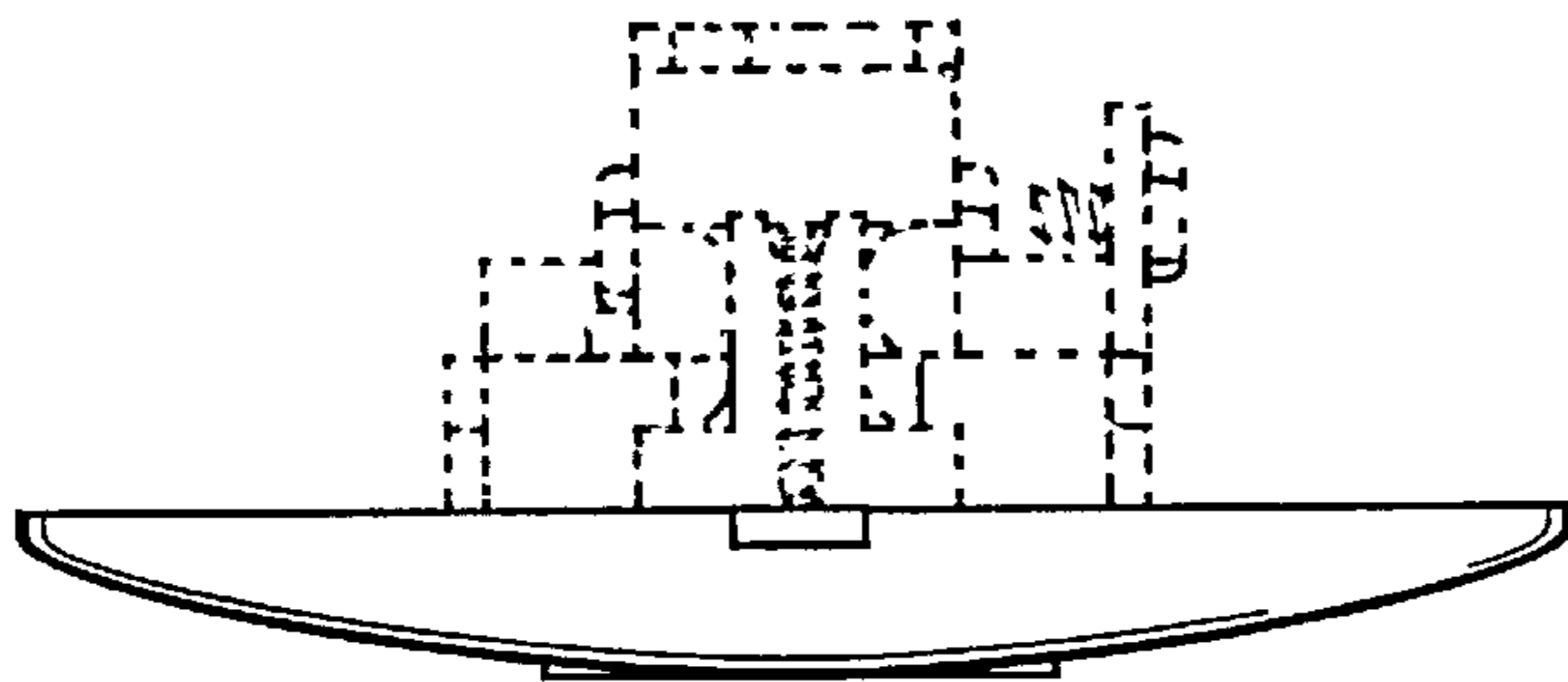
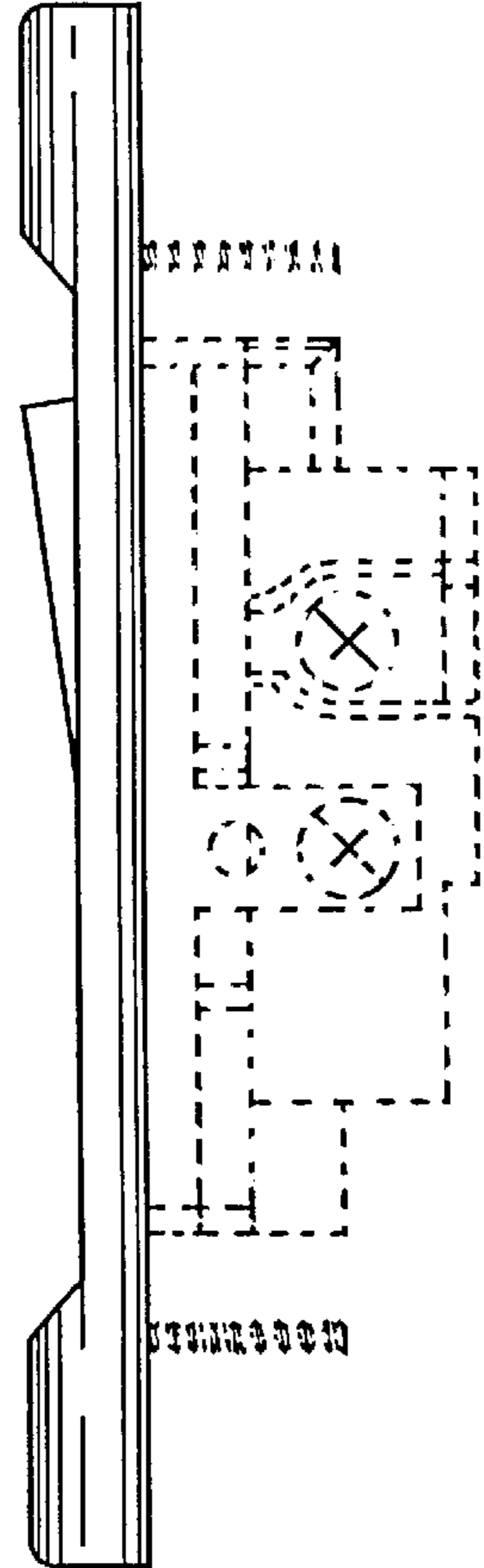


**FIG. 1**

**FIG. 2**



**FIG. 3**



**FIG. 4**