



US00D473504S

(12) **United States Design Patent**
Harbin

(10) **Patent No.:** **US D473,504 S**

(45) **Date of Patent:** **** Apr. 22, 2003**

(54) **VEHICLE REAR EXHAUST SUPPORT**

(76) Inventor: **Tyrone Harbin**, 34676 Fontana Dr.,
Sterling Heights, MI (US) 48312

(**) Term: **14 Years**

(21) Appl. No.: **29/162,744**

(22) Filed: **Jun. 20, 2002**

(51) **LOC (7) Cl.** **12-16**

(52) **U.S. Cl.** **D12/196**

(58) **Field of Search** D12/196, 194,
D12/223, 169, 167, 90-92, 400; 296/185,
191; 428/31

(56) **References Cited**

U.S. PATENT DOCUMENTS

D377,467 S	*	1/1997	Howlett	D12/169
D397,667 S	*	9/1998	White	D12/223
D435,815 S	*	1/2001	Larson	D12/196
D447,459 S	*	9/2001	Oh	D12/196

* cited by examiner

Primary Examiner—Melody N. Brown
(74) *Attorney, Agent, or Firm*—Gifford, Krass, Groh, Groh,
Sprinkle, Anderson & Citkowski, P.C.

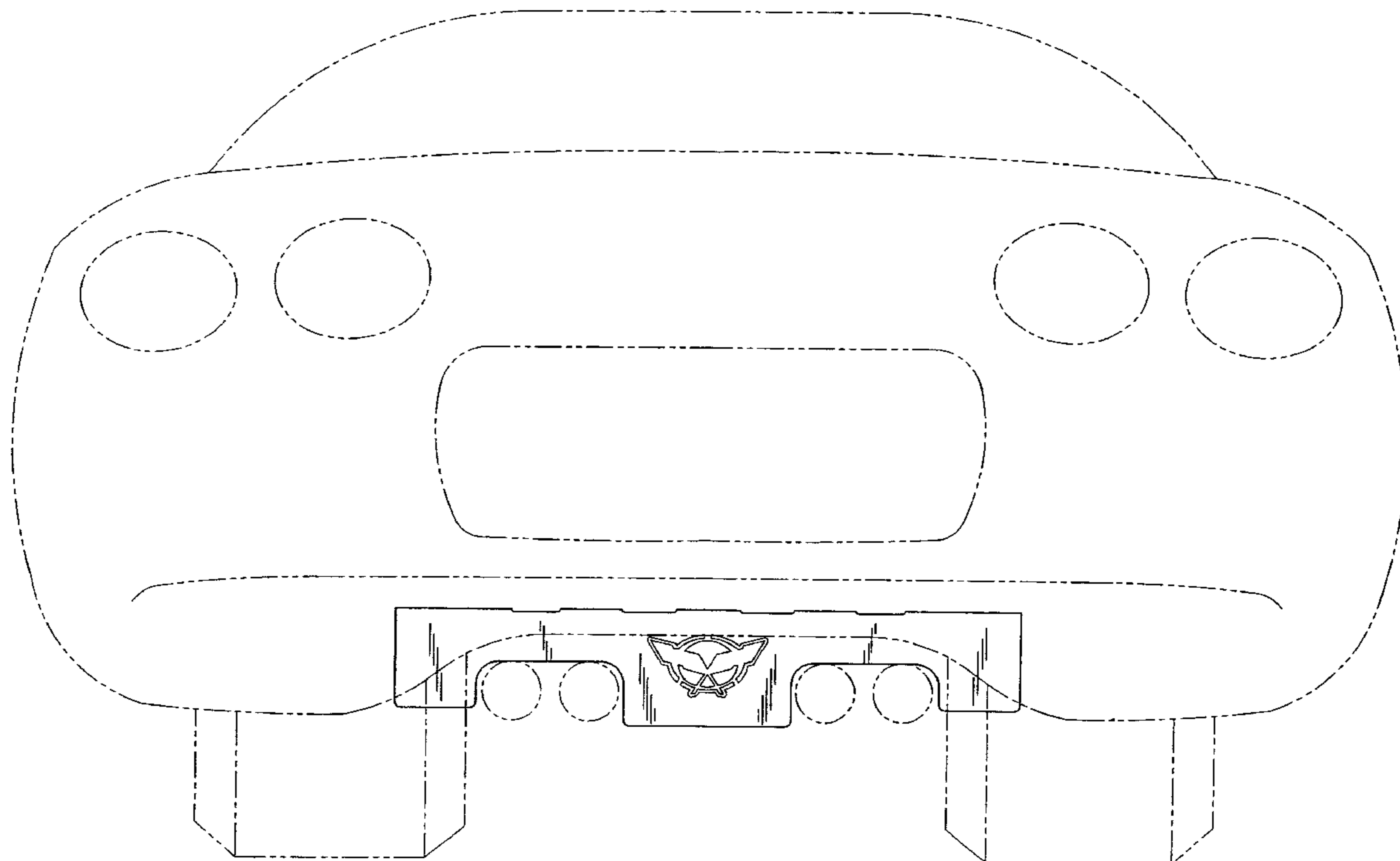
(57) **CLAIM**

The ornamental design for a vehicle rear exhaust support, as shown and described.

DESCRIPTION

FIG. 1 is a rear view of the vehicle rear exhaust support according to the present design;
FIG. 2 is a top view of the vehicle exhaust support as generally illustrated in FIG. 1;
FIG. 3 is a front plan view of the vehicle exhaust support;
FIG. 4 is a bottom view of the vehicle exhaust support; and,
FIG. 5 is a first side view of the vehicle support, a corresponding second side view being a mirror image thereof.
The broken lines shown in the drawing are for illustrative purposes only and form no part of the claim design.

1 Claim, 2 Drawing Sheets



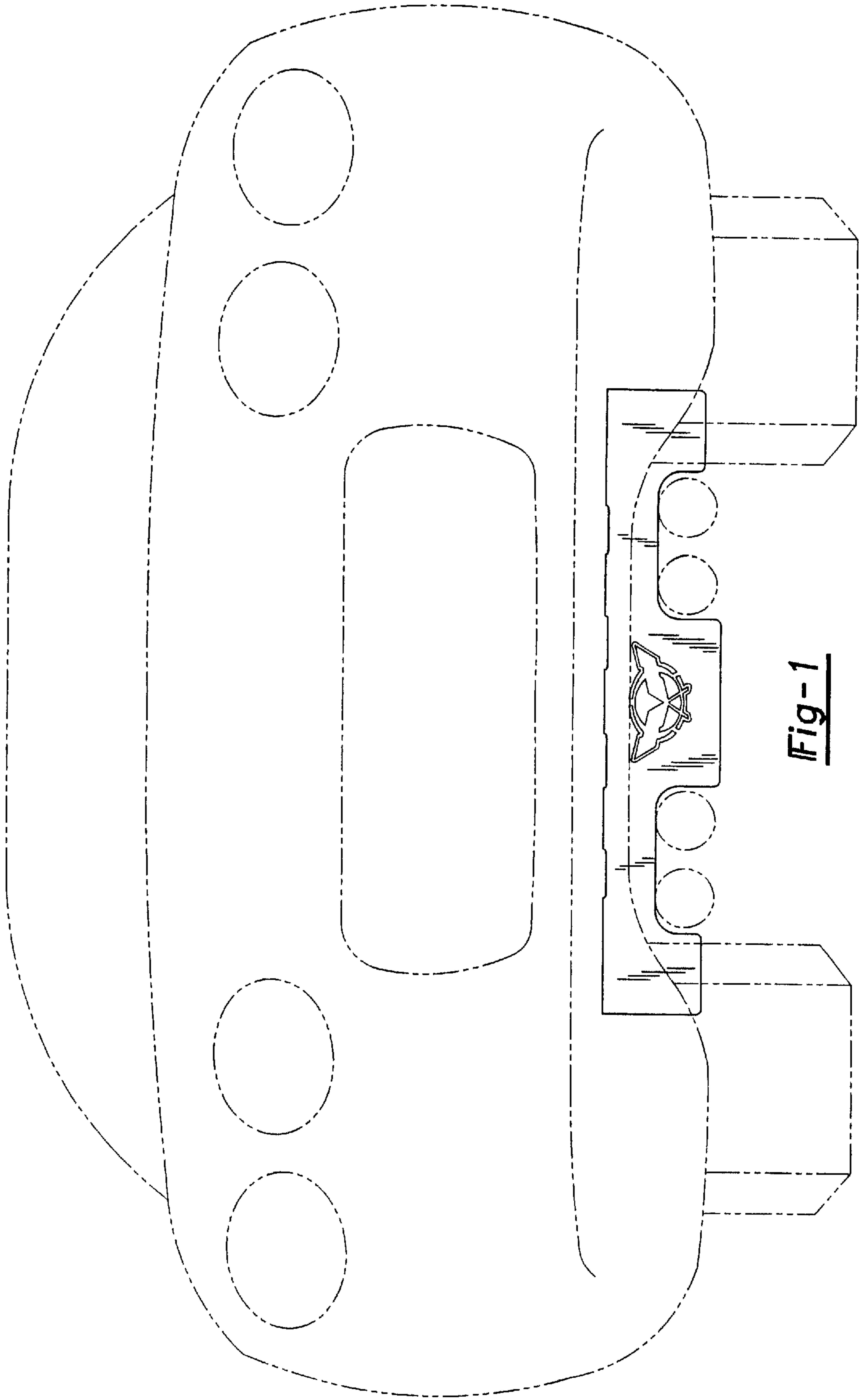


Fig-1



Fig-2

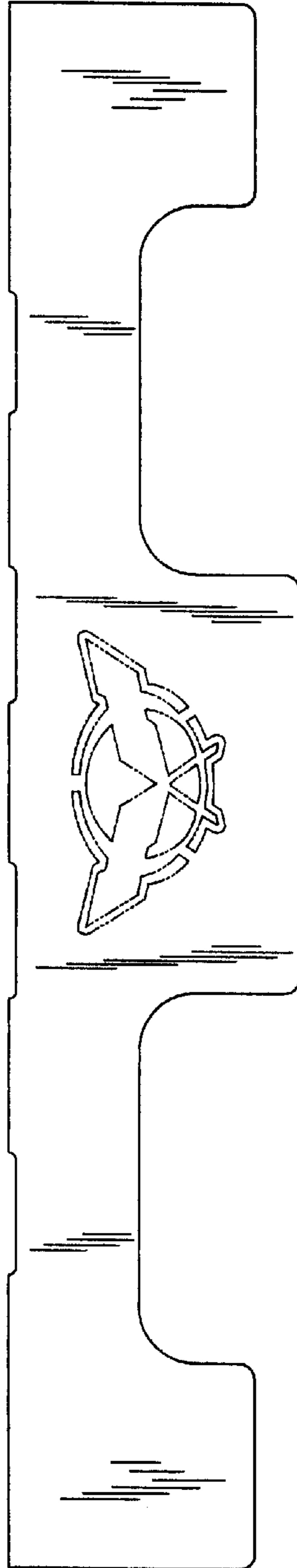


Fig-3



Fig-4




Fig-5