



US00D473486S

(12) **United States Design Patent**
Gravois

(10) **Patent No.:** **US D473,486 S**

(45) **Date of Patent:** **** Apr. 22, 2003**

(54) **DECORATIVE RACECAR GLOBE**

(76) **Inventor:** **James K. Gravois**, 13297 Fern St.,
Vacherie, LA (US) 70090

(**) **Term:** **14 Years**

(21) **Appl. No.:** **29/155,129**

(22) **Filed:** **Feb. 6, 2002**

(51) **LOC (7) Cl.** **11-02**

(52) **U.S. Cl.** **D11/157; D11/163**

(58) **Field of Search** D11/131, 157,
D11/163, 164, 184; D6/472; 40/409, 410,
411; D19/96-97; 428/13, 14

(56) **References Cited**

U.S. PATENT DOCUMENTS

2,046,854 A * 7/1936 Simpson D19/97 X
2,361,425 A * 10/1944 Snyder 428/13
D357,645 S * 4/1995 Wang D11/164

5,456,031 A * 10/1995 Hou 40/410
D384,909 S * 10/1997 Lenhard D11/157
D411,483 S * 6/1999 Greene, Jr. D11/157

* cited by examiner

Primary Examiner—Dominic Simone

(57) **CLAIM**

The ornamental design for a decorative racecar globe, as shown and described.

DESCRIPTION

FIG. 1 is a side view of a decorative racecar globes showing my new design.

FIG. 2 is a front view of the decorative racecar globe.


FIG. 3 is a rear view of the decorative racecar globe.

FIG. 4 is a top view of the decorative racecar globe.

FIG. 5 is a bottom view of the decorative racecar globe; and,

FIG. 6 is a perspective view of the decorative racecar globe.

1 Claim, 4 Drawing Sheets



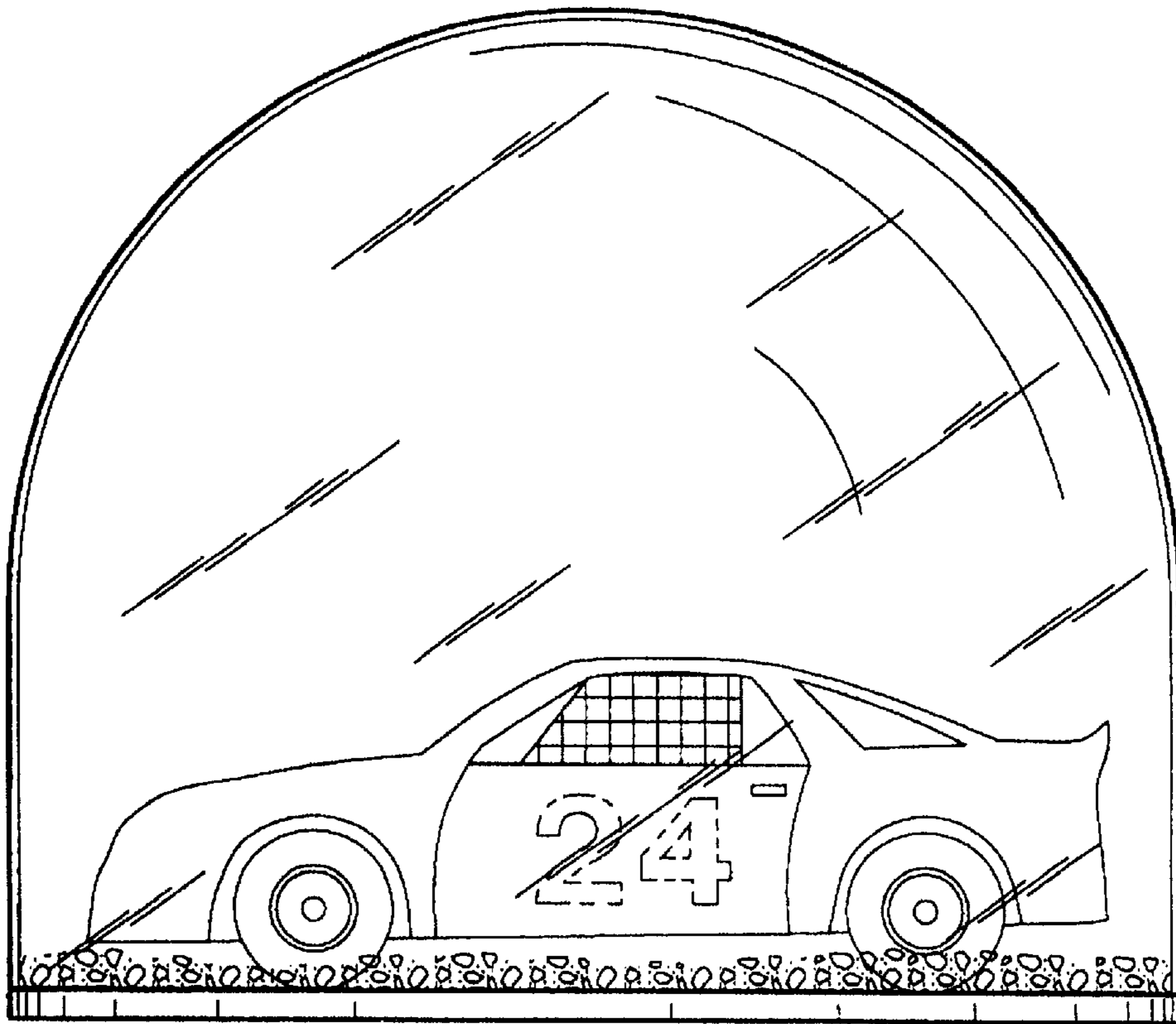


FIG. 1




FIG. 2




FIG. 3

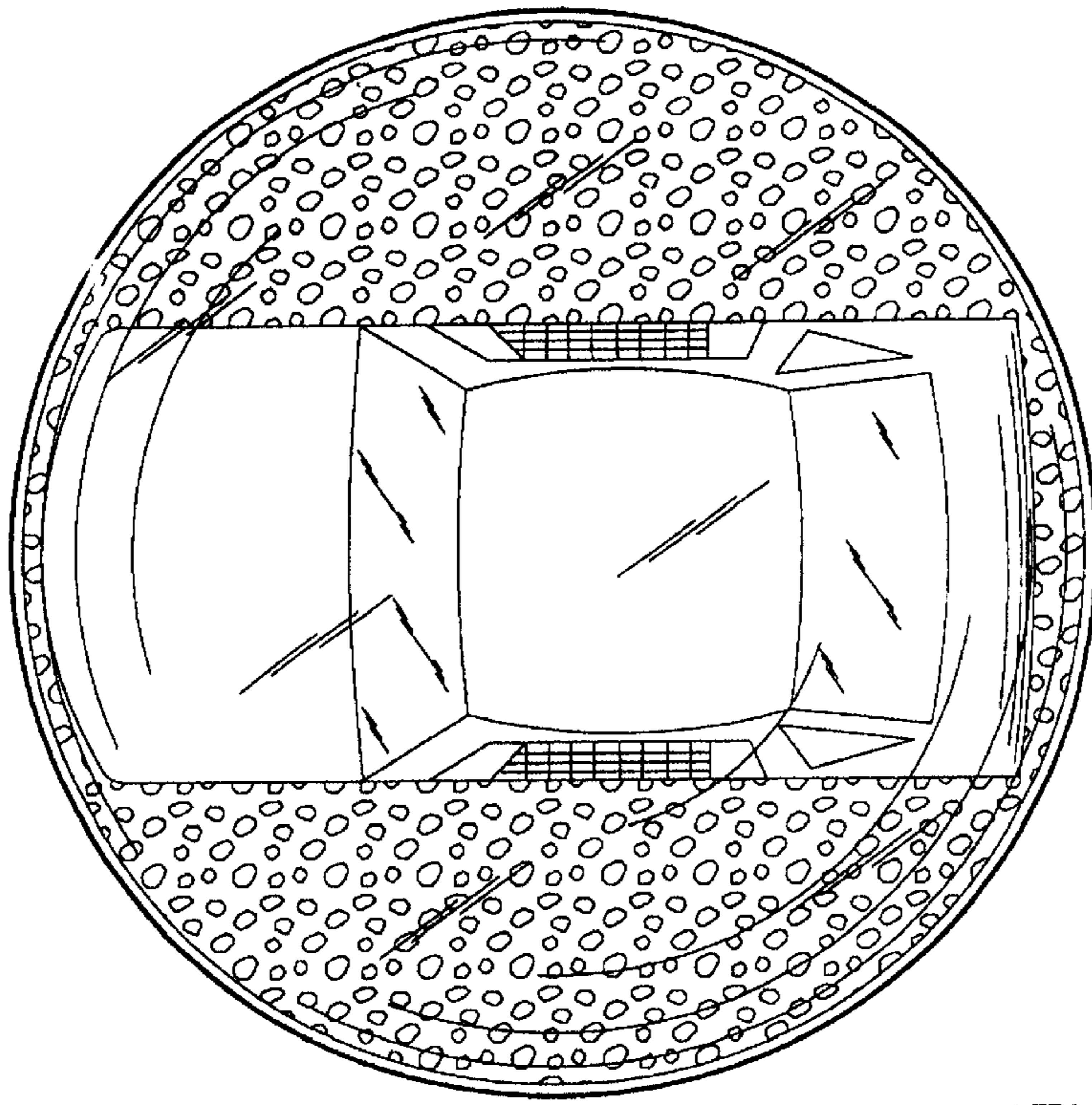


FIG. 4

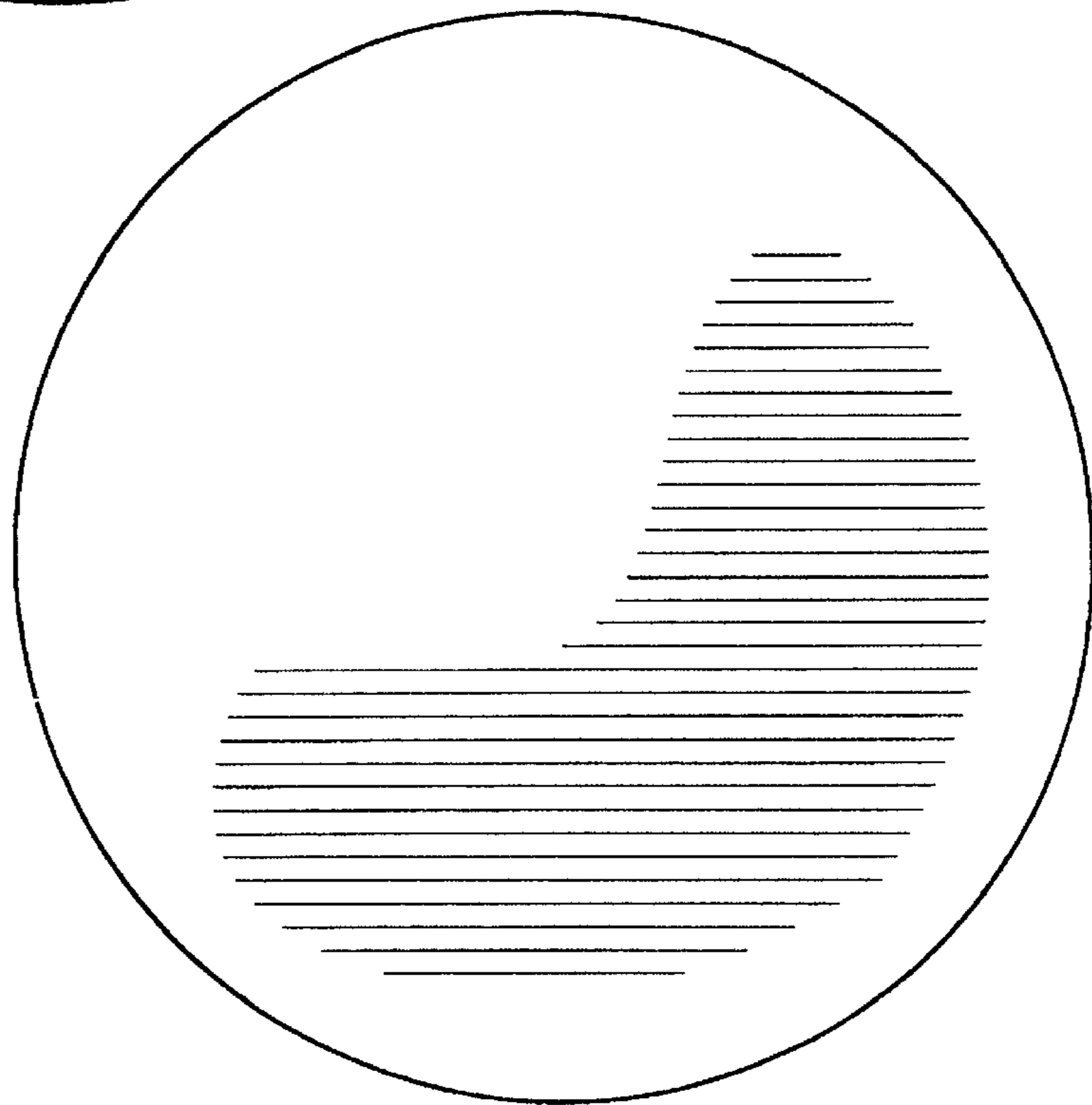


FIG. 5




FIG. 6