



US00D473485S

(12) **United States Design Patent**  
**Danon et al.**

(10) **Patent No.:** **US D473,485 S**

(45) **Date of Patent:** **\*\* Apr. 22, 2003**

(54) **CHRISTMAS ORNAMENT**

(75) Inventors: **Sandra R. Danon**, Los Angeles, CA  
(US); **Margaret Nordgren**, Burbank,  
CA (US); **Michael Nordgren**, Burbank,  
CA (US)

(73) Assignee: **Stravina Operating Company, LLC**,  
Chatsworth, CA (US)

(\*\*) Term: **14 Years**

(21) Appl. No.: **29/151,283**

(22) Filed: **Dec. 4, 2001**

(51) **LOC (7) Cl.** ..... **11-05**

(52) **U.S. Cl.** ..... **D11/128**

(58) **Field of Search** ..... D11/117, 121,  
D11/125, 128, 136; 428/7

(56) **References Cited**

**U.S. PATENT DOCUMENTS**

D169,123 S \* 3/1953 Butzko ..... D11/128

D221,867 S \* 9/1971 Trush ..... D11/128  
D230,161 S \* 1/1974 Fritsche ..... D11/128  
D249,027 S \* 8/1978 Dibble ..... D11/128  
D274,710 S \* 7/1984 Sun ..... D11/128  
D393,231 S \* 4/1998 Bueza ..... D11/128

\* cited by examiner

*Primary Examiner*—Dominic Simone

(74) *Attorney, Agent, or Firm*—Kelly Bauersfeld Lowry &  
Kelley, LLP

(57) **CLAIM**

The ornamental design for a Christmas ornament, as shown.

**DESCRIPTION**

FIG. 1 is a front elevational view of a Christmas ornament  
embodying my new design;  
FIG. 2 is a rear elevational view thereof;  
FIG. 3 is a right side elevational view thereof;  
FIG. 4 is a left side elevational view thereof;  
FIG. 5 is a top plan view thereof; and,  
FIG. 6 is a bottom plan view thereof.

**1 Claim, 2 Drawing Sheets**





FIG. 1




FIG. 2

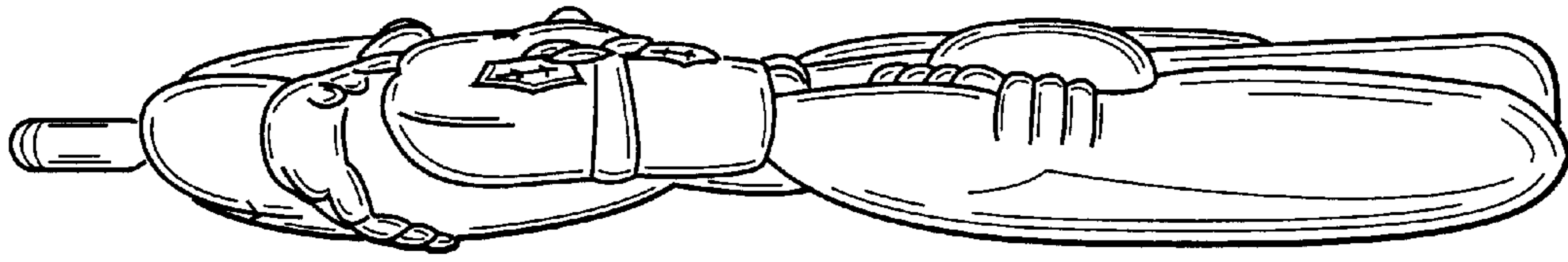


FIG. 3

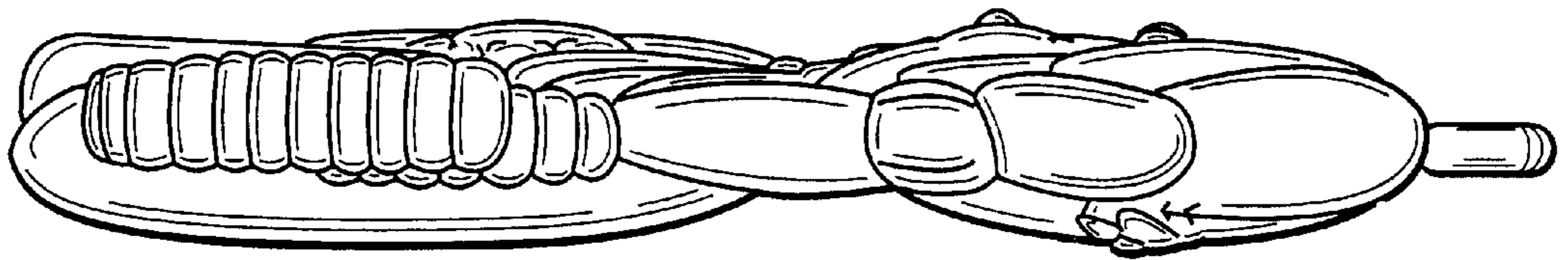


FIG. 4

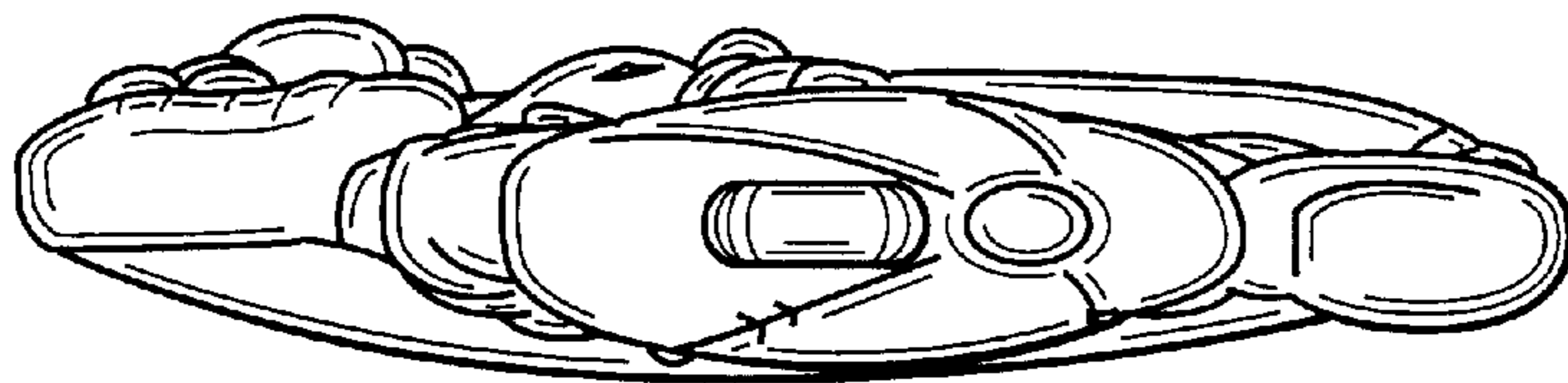


FIG. 5




FIG. 6