



US00D473483S

(12) **United States Design Patent**
Hardy

(10) **Patent No.:** **US D473,483 S**

(45) **Date of Patent:** **** Apr. 22, 2003**

(54) **BRACELET**

D459,672 S * 7/2002 Bodino D11/3

(75) Inventor: **Pierre Hardy**, Paris (FR)

* cited by examiner

(73) Assignee: **Hermes Sellier**, Paris (FR)

Primary Examiner—Ralf Seifert

(**) Term: **14 Years**

(74) *Attorney, Agent, or Firm*—Darby & Darby

(21) Appl. No.: **29/159,556**

(57) **CLAIM**

(22) Filed: **Apr. 23, 2002**

The ornamental design for a bracelet, as shown and described.

(30) **Foreign Application Priority Data**

DESCRIPTION

Feb. 18, 2002 (XH) DM/058 979

FIG. 1 is a first perspective view of a design for a bracelet showing my new design;

(51) **LOC (7) Cl.** **11-01**

FIG. 2 is a second perspective view thereof;

(52) **U.S. Cl.** **D11/3**

FIG. 3 is a first side elevational view thereof;

(58) **Field of Search** D11/1-25, 91-93;
63/3, 4, 9, 21, 38

FIG. 4 is a second side elevational view thereof, with the second side being opposite the first side;

(56) **References Cited**

FIG. 5 is a perspective view of several external links that are a part of the bracelet of my new design; and,

U.S. PATENT DOCUMENTS

FIG. 6 is a perspective view of several internal links that are a part of the bracelet of my new design.

1,836,955 A * 12/1931 Carlson D11/12

D168,596 S * 1/1953 Rubel D11/87

1 Claim, 2 Drawing Sheets




Fig. 1




Fig. 2




Fig. 3

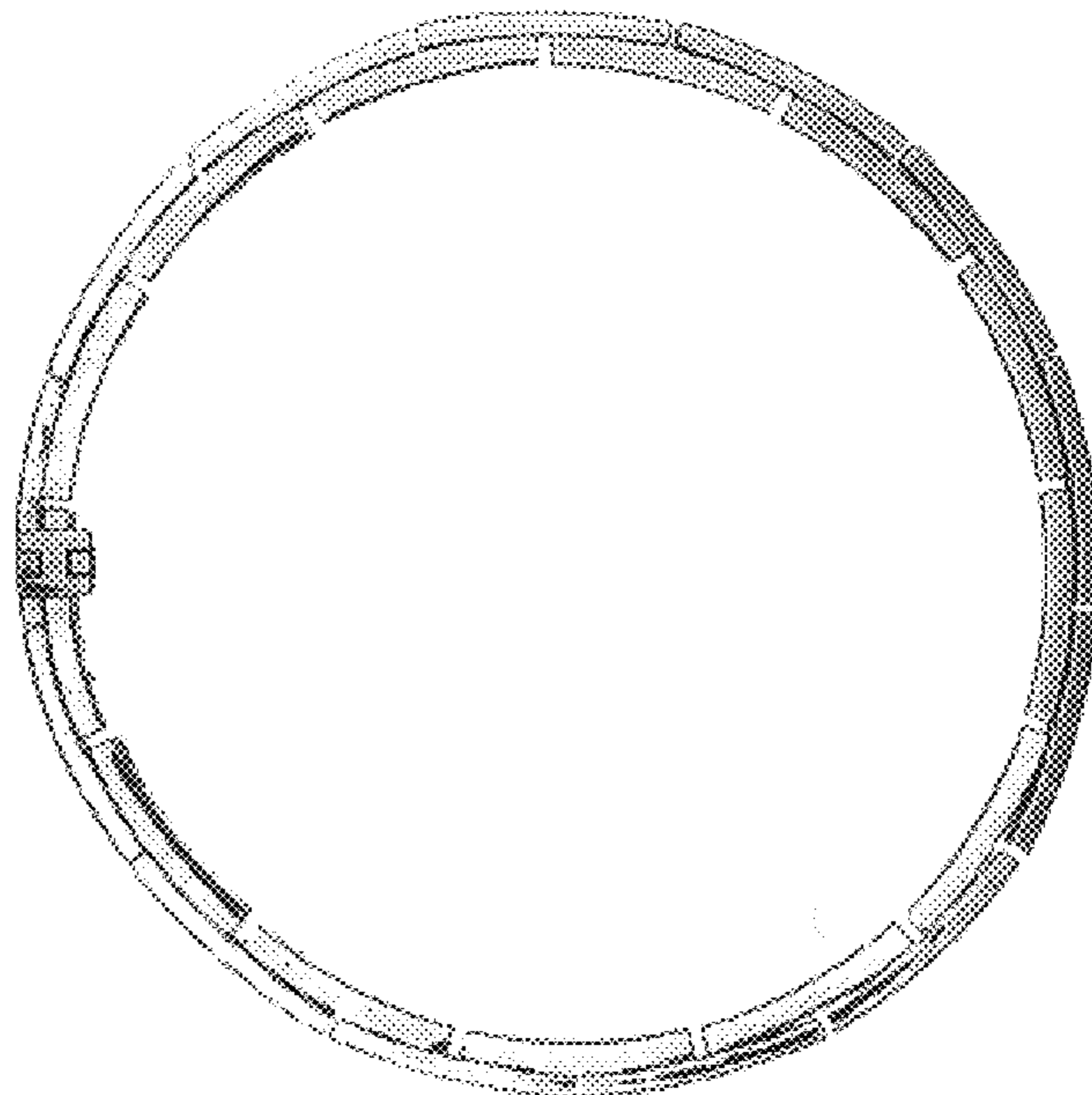


Fig. 4

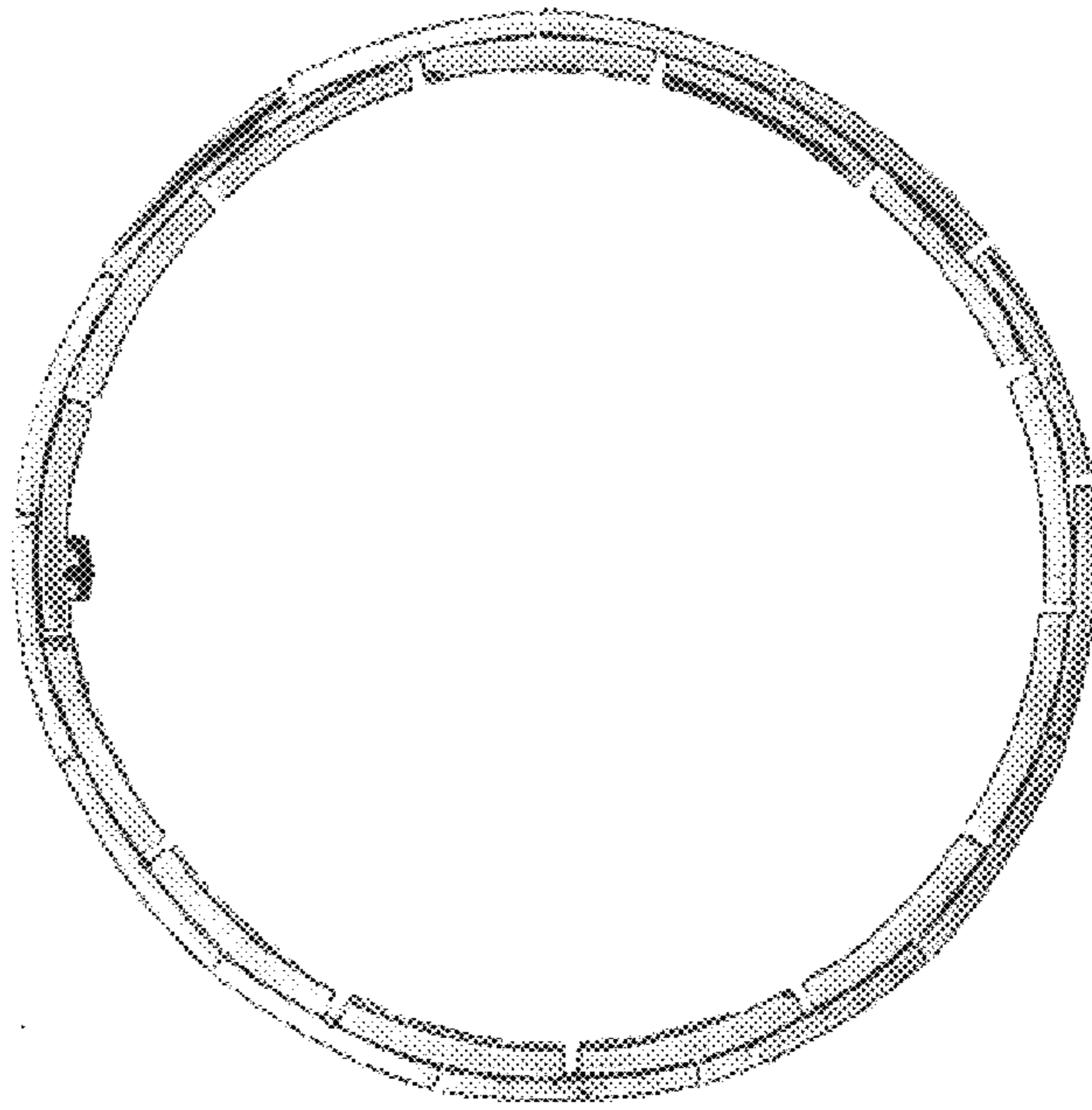


Fig. 5




Fig. 6

