



US00D473475S

(12) **United States Design Patent**
Baumann

(10) **Patent No.:** **US D473,475 S**

(45) **Date of Patent:** **** Apr. 22, 2003**

(54) **WRISTWATCH**

D459,242 S * 6/2002 Wunderman D10/32

(75) Inventor: **René Baumann**, Erlenbach (CH)

OTHER PUBLICATIONS

(73) Assignee: **Desco Von Schulthess AG**, Zurich (CH)

Swiss Watch & Jewelry Journal—Feb. 1989—p. 474—watches at left.*

(**) Term: **14 Years**

European Jeweler(G.Z.)—Jan. 1987—p. 53—watches at top.*

(21) Appl. No.: **29/167,181**

Hong Kong Enterprise—Oct. 1999—p=n/a—watch at top.*

(22) Filed: **Sep. 11, 2002**

* cited by examiner

(30) **Foreign Application Priority Data**

Primary Examiner—Nelson C. Holtje

Mar. 13, 2002 (XH) DMA/005 641

(74) *Attorney, Agent, or Firm*—Sughrue Mion, PLLC

(51) **LOC (7) Cl.** **10-02**

(57) **CLAIM**

(52) **U.S. Cl.** **D10/32**

The ornamental design for a wristwatch, as shown.

(58) **Field of Search** D10/1-40, 122-132;
368/276-277, 281-282, 285; D11/3-25;
63/1.1, 3, 5, 11; 224/164, 168, 178

DESCRIPTION

(56) **References Cited**

FIG. 1 is a perspective view of the front and right side of a wristwatch showing my new design;
FIG. 2 is a front view thereof;
FIG. 3 is a rear view thereof;
FIG. 4 is a right side view thereof;
FIG. 5 is a left side view thereof;
FIG. 6 is an end view of one end thereof; and,
FIG. 7 is an end view of an opposite end thereof.

U.S. PATENT DOCUMENTS

4,924,453 A * 5/1990 Ray et al. 368/294
D323,784 S * 2/1992 Gueit D10/32
D377,614 S * 1/1997 Wunderman D10/32
D457,817 S * 5/2002 Brandt D10/39

1 Claim, 2 Drawing Sheets



FIG. 1



FIG. 2



FIG. 3




FIG. 4




FIG. 6




FIG. 5



FIG. 7

