



US00D473463S

(12) **United States Design Patent**
Armstrong et al.

(10) **Patent No.:** **US D473,463 S**

(45) **Date of Patent:** **** Apr. 22, 2003**

(54) **CONDIMENT TUB**

D439,839 S * 4/2001 Wolf et al. D9/431
D459,991 S * 7/2002 Middelbrink D9/431

(75) Inventors: **David R. Armstrong**, Otsego, MI (US);
Gary D. Bryant, Albion, MI (US)

* cited by examiner

(73) Assignee: **Fabri-Kal Corporation**, Kalamazoo,
MI (US)

Primary Examiner—Ted Shooman

Assistant Examiner—Daniel Bui

(**) Term: **14 Years**

(74) *Attorney, Agent, or Firm*—Flynn, Thiel, Boutell &
Tanis, P.C.

(21) Appl. No.: **29/154,162**

(57) **CLAIM**

(22) Filed: **Jan. 18, 2002**

The ornamental design for a condiment tub, as shown and
described.

(51) **LOC (7) Cl.** **09-03**

DESCRIPTION

(52) **U.S. Cl.** **D9/432; D9/431**

(58) **Field of Search** D3/201; D7/601,
D7/602, 629, 538, 539, 540, 541, 542;
D9/337, 414, 423, 424, 425, 430, 431,
432, 499; 206/459.1, 524.1, 527; 220/890

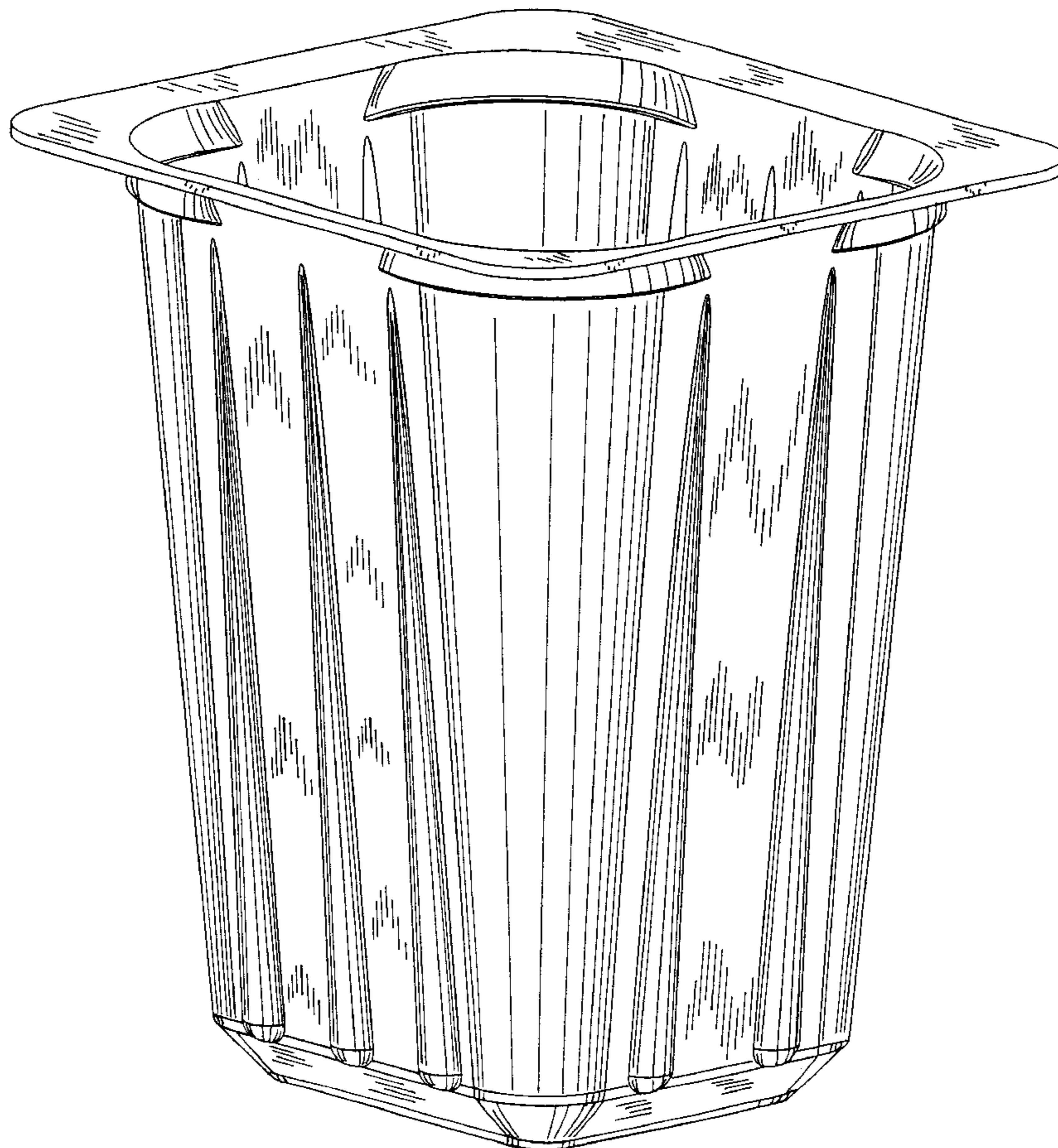
FIG. 1 is a top, front, right isometric view of a condiment tub
embodying our new design;
FIG. 2 is a front view thereof;
FIG. 3 is a right side view thereof;
FIG. 4 is a top view thereof;
FIG. 5 is a bottom view thereof;
FIG. 6 is a sectional view taken along the line 6—6 of FIG.
4; and,
FIG. 7 is a sectional view taken along the line 7—7 of FIG.
4.

(56) **References Cited**

U.S. PATENT DOCUMENTS

D196,392 S * 9/1963 Politis D58/12
D306,974 S * 4/1990 Tholstrup D9/424
D317,567 S * 6/1991 Lane, Sr. D9/425
D351,765 S * 10/1994 Beeler et al. D7/629

1 Claim, 7 Drawing Sheets



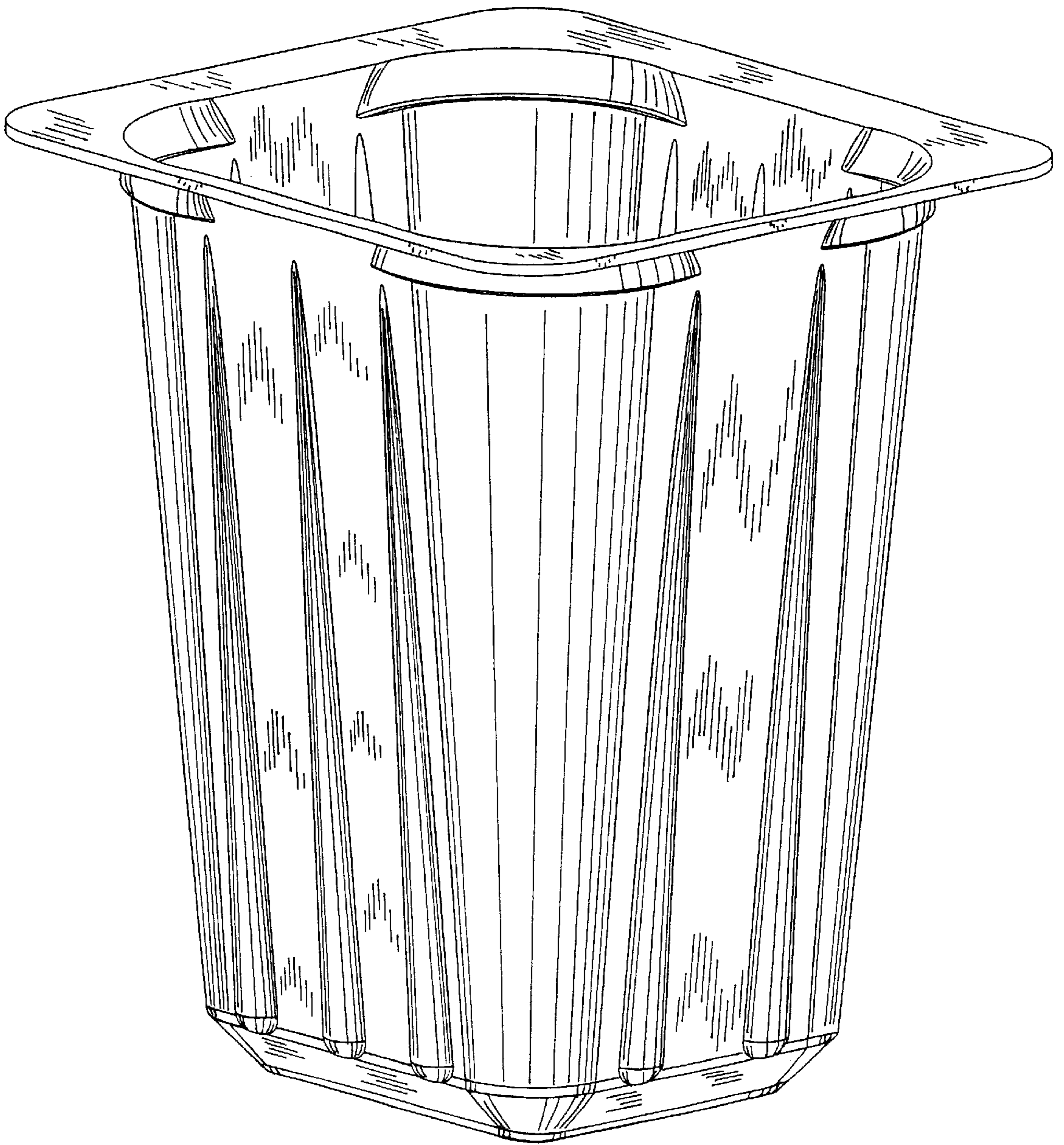


FIG. 1




FIG. 2

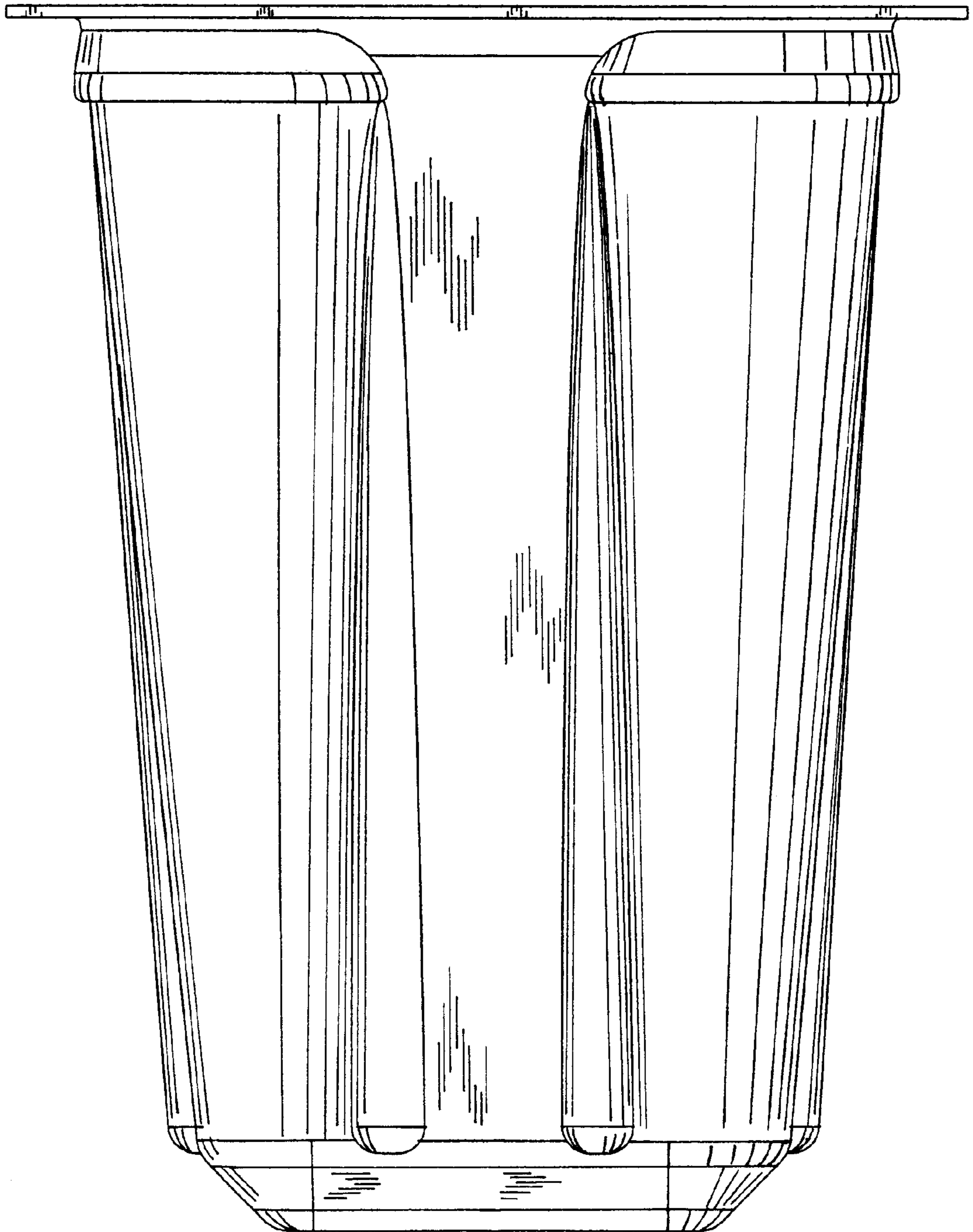


FIG. 3

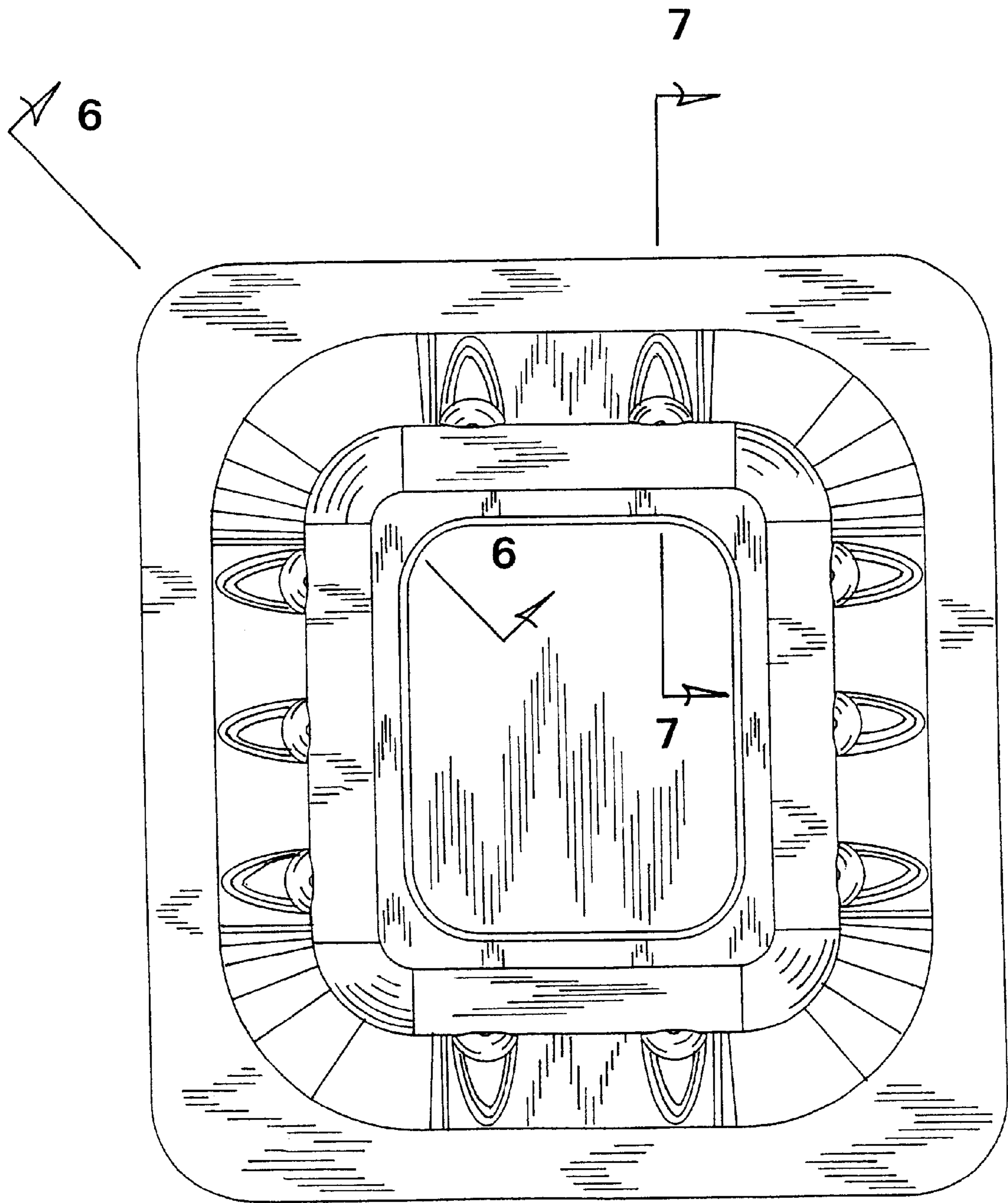


FIG. 4




FIG. 5




FIG. 6




FIG. 7