



US00D473460S

(12) **United States Design Patent**
Whitworth

(10) **Patent No.:** **US D473,460 S**

(45) **Date of Patent:** **** Apr. 22, 2003**

(54) **COMBINED BOTTLE AND CUP**

(75) Inventor: **Cameron Whitworth**, St. Davids (CA)

(73) Assignee: **Perennial Inc.**, Toronto (CA)

(**) Term: **14 Years**

(21) Appl. No.: **29/160,220**

(22) Filed: **May 8, 2002**

(30) **Foreign Application Priority Data**

Mar. 6, 2002 (CA) 98889

(51) **LOC (7) Cl.** **09-01**

(52) **U.S. Cl.** **D9/337; D9/504**

(58) **Field of Search** D9/337, 500, 502,
D9/503, 516, 517, 519, 529, 549, 556,
557, 558, 562, 431; 206/219, 220, 221,
216, 217, 223; 215/400; 220/200, 212,
890

(56) **References Cited**

U.S. PATENT DOCUMENTS

2,500,611	A	*	3/1950	Kereluck	146/3
3,200,817	A	*	8/1965	Brainard	128/173
D221,978	S	*	9/1971	Daenen	D44/9
3,704,545	A	*	12/1972	Reisen	47/69
D230,954	S	*	3/1974	Gregorietti	D9/145
D246,229	S	*	11/1977	Saunders	D9/502
D258,045	S	*	1/1981	Collins	D9/337
D297,308	S	*	8/1988	Lyons	D9/502
D416,491	S	*	11/1999	Gobe	D9/558

* cited by examiner

Primary Examiner—Mitchell Siegel

Assistant Examiner—Daniel Bui

(74) *Attorney, Agent, or Firm*—Dimock Stratton Clarizio;
Mark B. Eisen

(57) **CLAIM**

The ornamental design for a combined bottle and cup, as shown and described.

DESCRIPTION

FIG. 1 is a perspective view of the combined bottle and cup. FIG. 2 is a front elevational view of the combined bottle and cup.

FIG. 3 is a top plan view of the cup of the combined bottle and cup.

FIG. 4 is a front elevational view of the bottle of the combined bottle and cup.

FIG. 5 is a top plan view of the bottle of the combined bottle and cup.

FIG. 6 is a bottom plan view of the bottle of the combined bottle and cup.

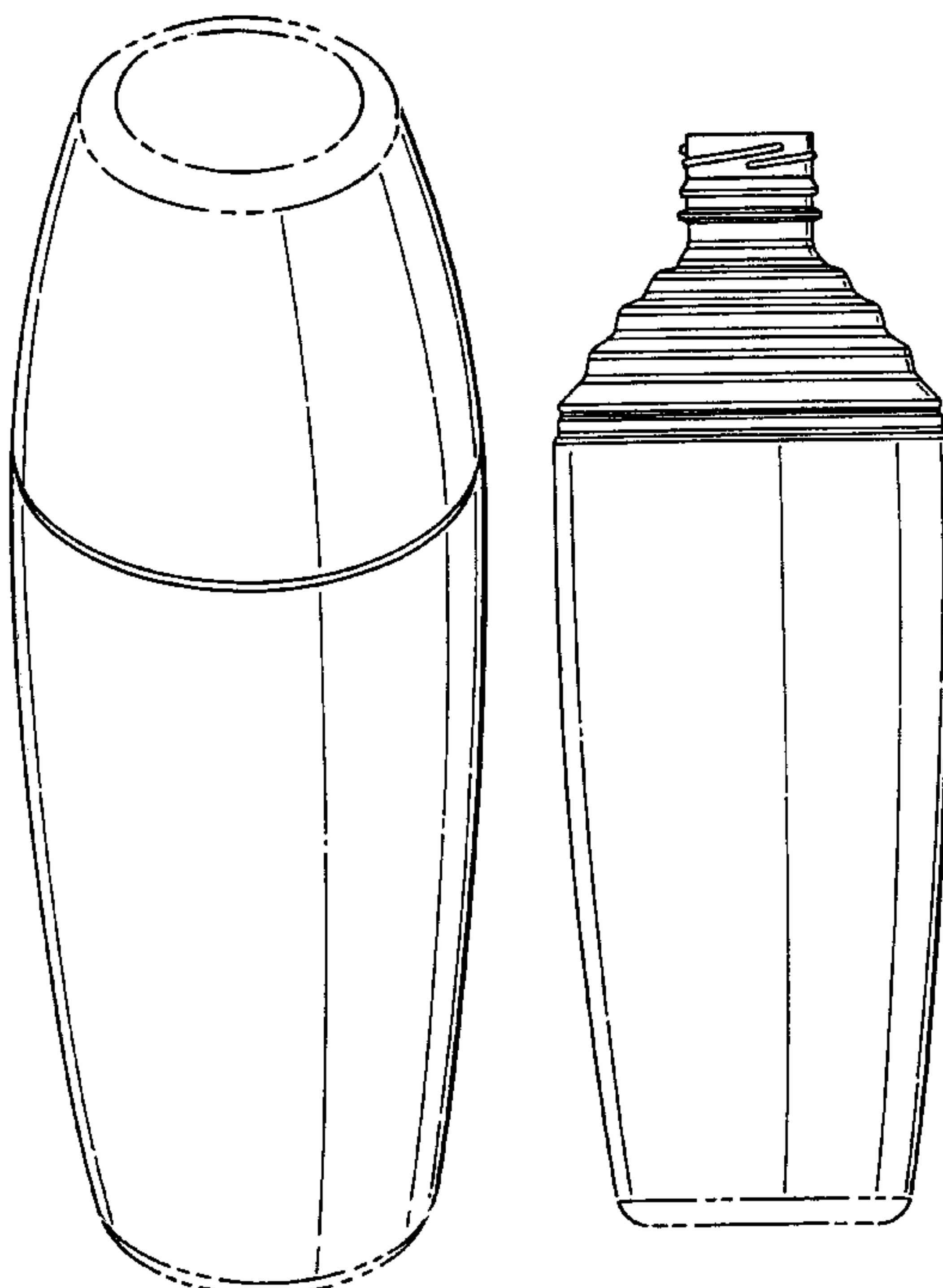
FIG. 7 is a front elevational view of the cup of the combined bottle and cup; and,

FIG. 8 is a bottom plan view of the cup of the combined bottle and cup.

The double ring at the top and bottom of the bottle shown in broken lines in FIGS. 1, 2, 3, 4, 6, 7 and 8 is for illustrative purposes only and does not form part of the design.

The bottle and the cup of the combined bottle and cup are shown separately in FIGS. 3, 4, 5, 6, 7 and 8 for clarify of illustration.

1 Claim, 2 Drawing Sheets



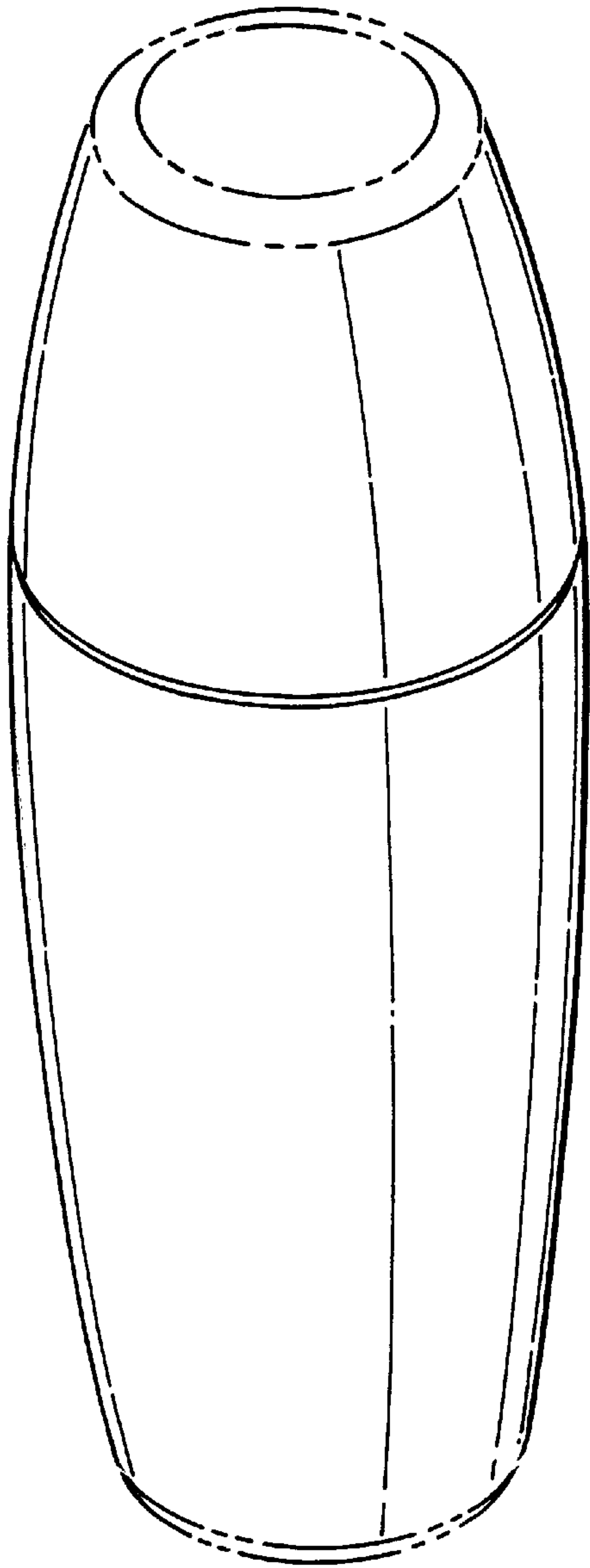


FIG. 1.




FIG. 2.

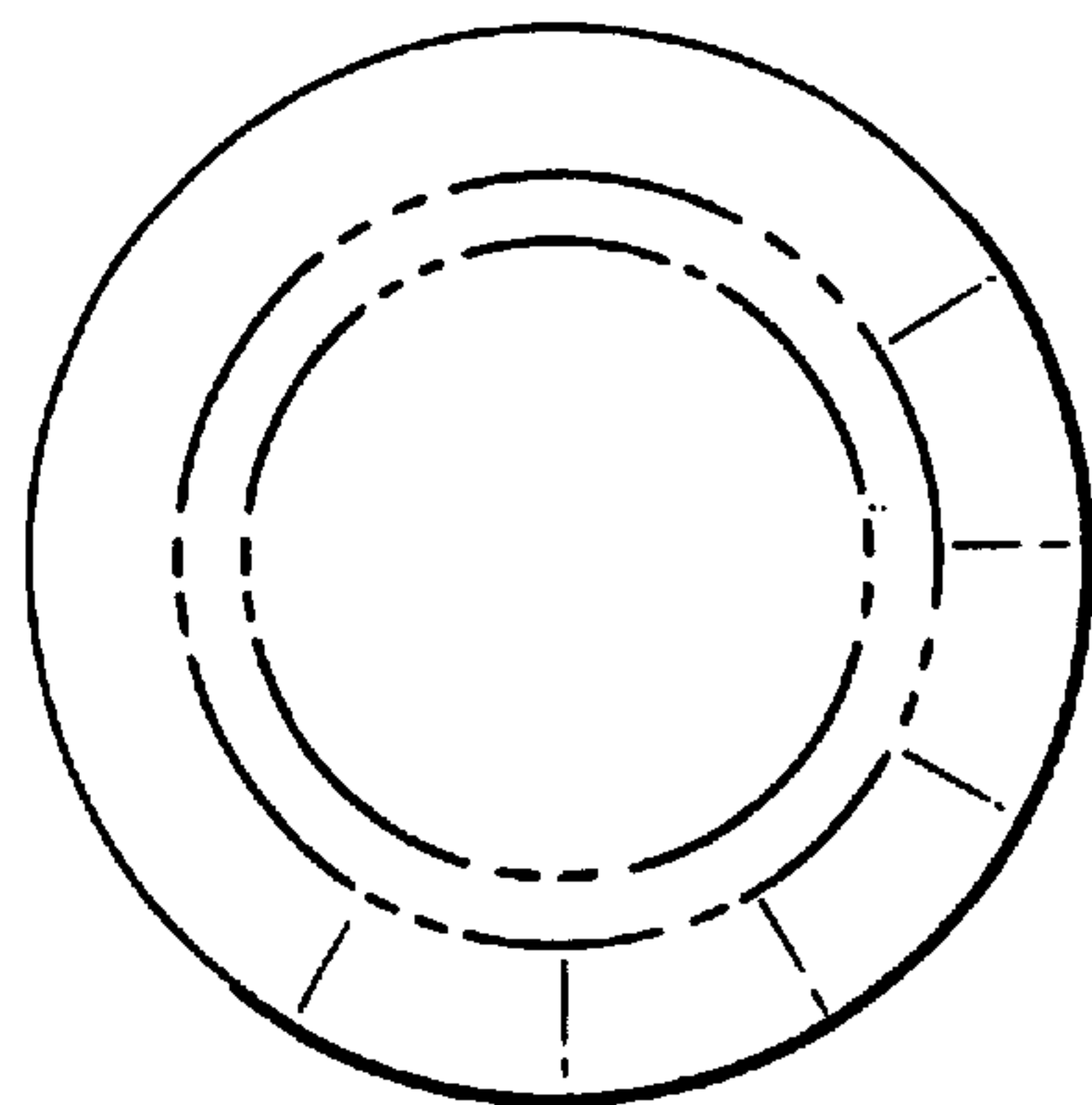


FIG. 3.




FIG. 4.

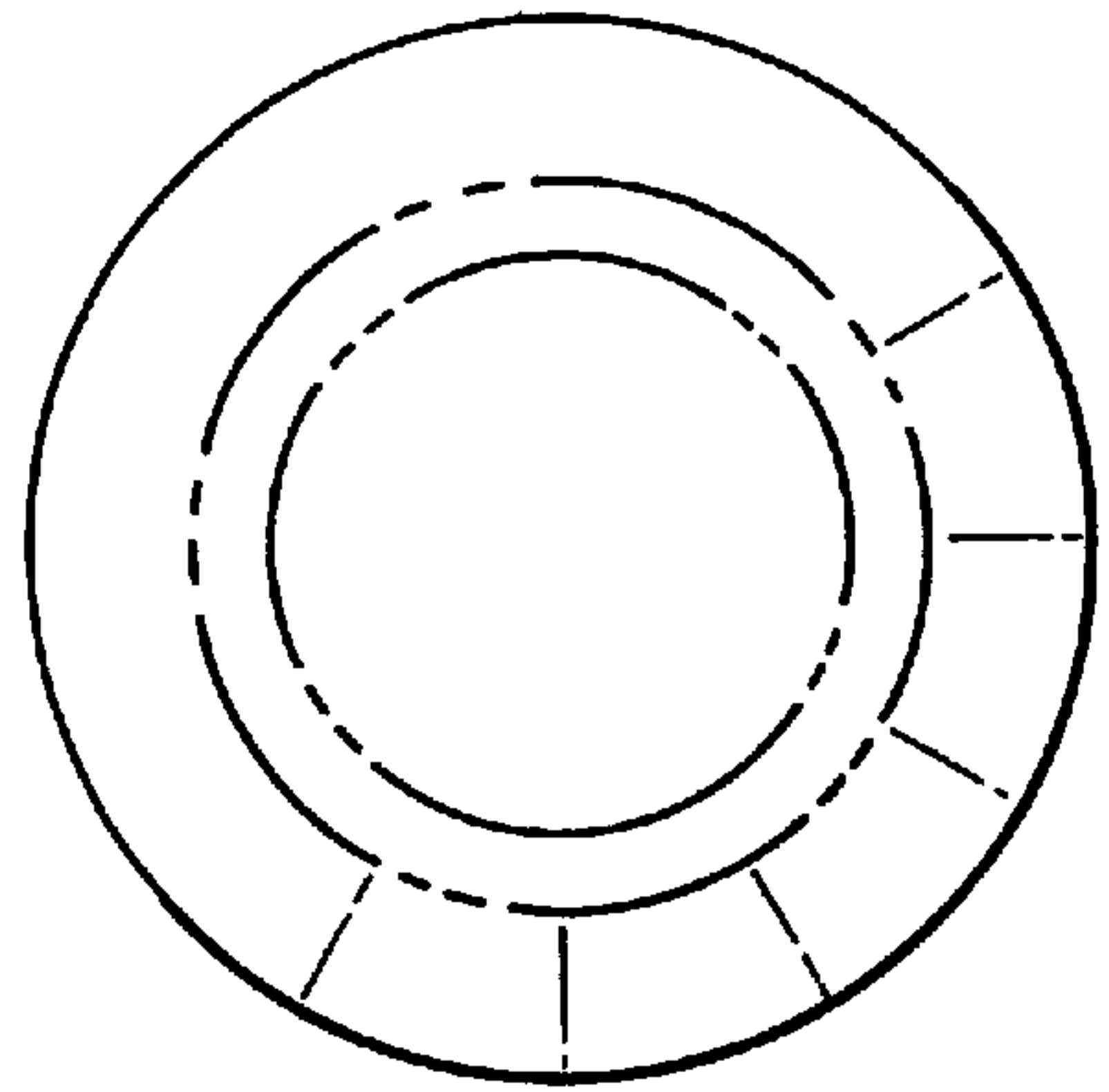


FIG. 6.




FIG. 7.

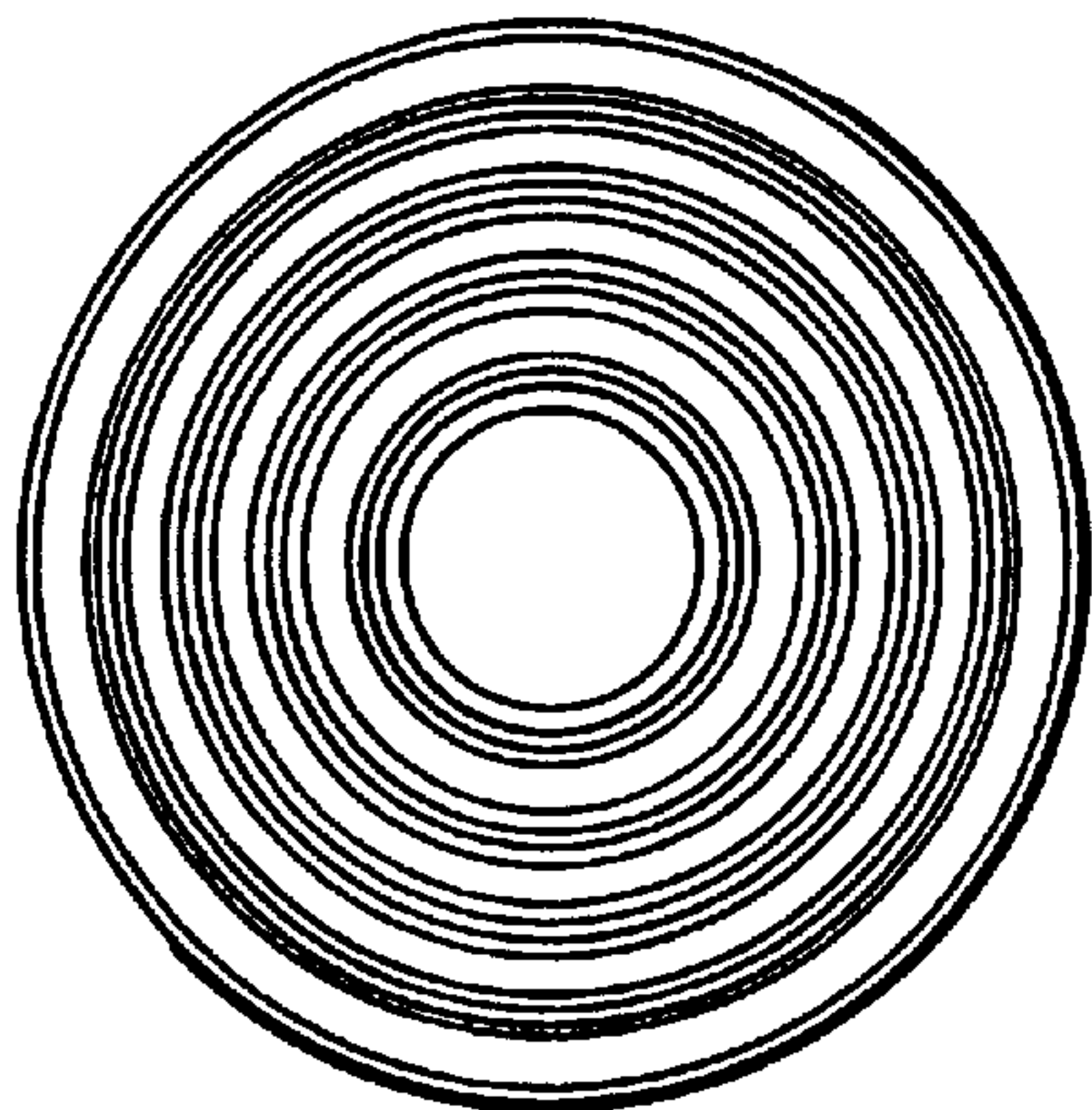


FIG. 5.

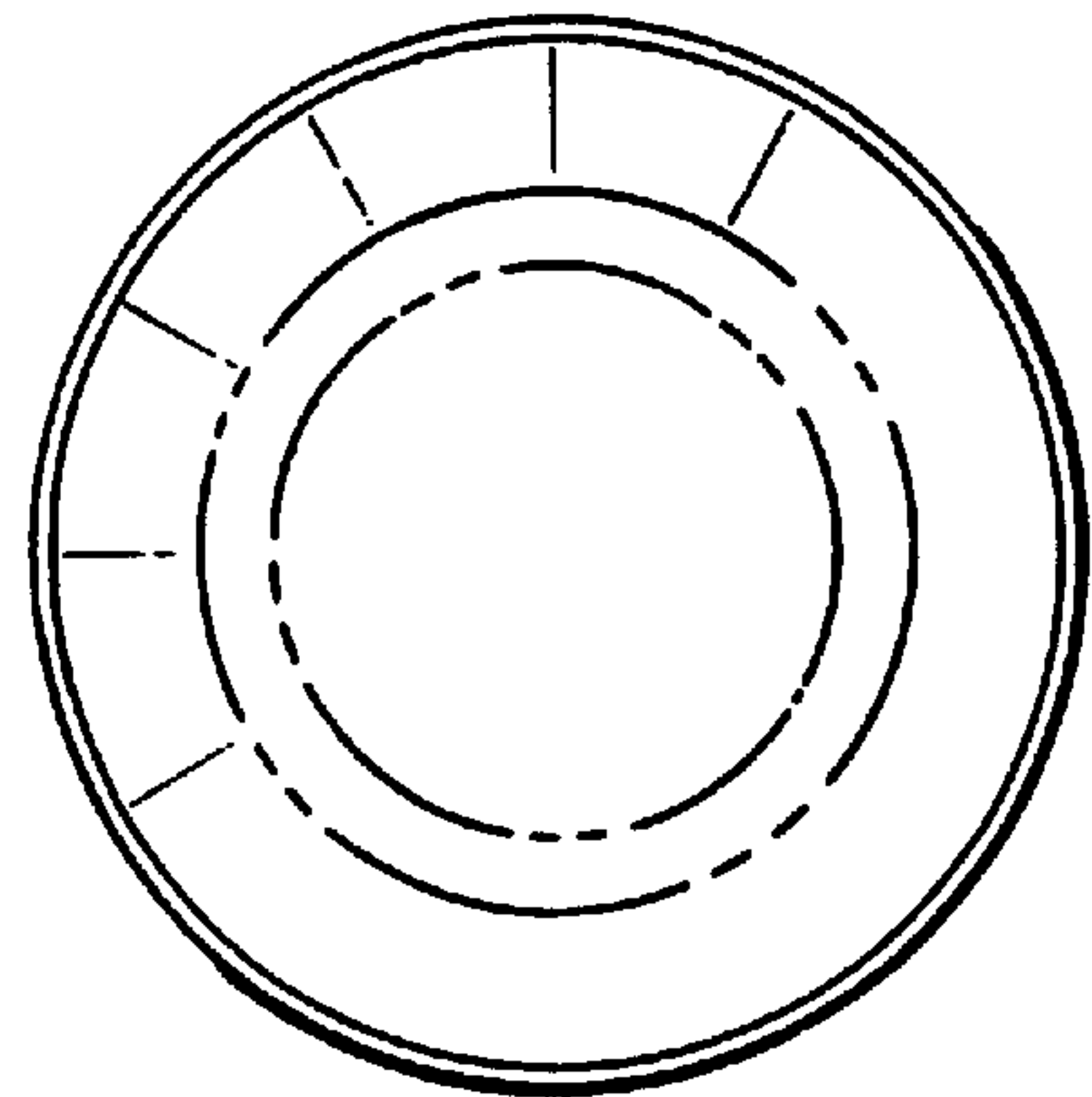


FIG. 8.