



US00D473458S

(12) **United States Design Patent**
Dennis et al.

(10) **Patent No.:** **US D473,458 S**

(45) **Date of Patent:** **** Apr. 22, 2003**

(54) **FLEXIBLE POUCH**

(75) Inventors: **John L. Dennis**, Maple Grove, MN (US); **Shawn D. Zappa**, Elk River, MN (US); **Donald J. Trombley**, Elk River, MN (US)

(73) Assignee: **SoftPac Industries, Inc.**, Minneapolis, MN (US)

(**) Term: **14 Years**

(21) Appl. No.: **29/151,061**

(22) Filed: **Oct. 26, 2001**

(51) **LOC (7) Cl.** **09-05**

(52) **U.S. Cl.** **D9/305**

(58) **Field of Search** D9/305, 306; 383/200, 383/904, 905, 906, 907, 100, 33; 206/484, 632, 822; 222/105, 107, 92; 428/35.4

(56) **References Cited**

U.S. PATENT DOCUMENTS

D173,718 S	12/1954	Cargill et al.	
D195,313 S	5/1963	Satecka	
D206,827 S	1/1967	Arcudi et al.	
D208,272 S	8/1967	Corella et al.	
3,502,487 A *	3/1970	Byrod	206/486 X
D285,412 S	9/1986	Harwell, Jr.	
D299,751 S	2/1989	Hsei	
D301,546 S	6/1989	McCallister	
D306,555 S	3/1990	Lane et al.	
D318,611 S	7/1991	Sherman	
D318,795 S	8/1991	Christine	
D319,176 S	8/1991	Sherman	
5,059,035 A *	10/1991	Kristensen	383/33
D338,399 S	8/1993	Conte, Jr.	
D354,906 S	1/1995	Lane, Jr. et al.	
D362,618 S	9/1995	Paling et al.	
5,512,337 A *	4/1996	Littmann et al.	428/35.4
D386,398 S	11/1997	Davis	
D392,559 S	3/1998	Smith et al.	
D397,608 S	9/1998	Fiore	
5,806,983 A *	9/1998	Millon et al.	383/906
D410,838 S	6/1999	Berman	
D412,665 S	8/1999	Smith et al.	

D419,435 S	1/2000	Bonfigli	
D420,900 S	2/2000	Berman	
D425,409 S	5/2000	Gilliam	
D425,410 S	5/2000	Berman	
D429,459 S	8/2000	Berman	
D430,794 S	9/2000	Parent-Inch	
D433,625 S	11/2000	Berman	
D434,976 S	12/2000	Berman	
D436,847 S	1/2001	Berman	
D436,848 S	1/2001	Berman	
D436,868 S	1/2001	Berman	
D437,549 S	2/2001	Berman	
D440,868 S	4/2001	Berman	
6,244,747 B1 *	6/2001	Caudle	383/200
D451,793 S	12/2001	Berman	
D455,645 S *	4/2002	Bell et al.	D9/305

* cited by examiner

Primary Examiner—Paula A. Mortimer

(74) *Attorney, Agent, or Firm*—Dorsey & Whitney LLP

(57) **CLAIM**

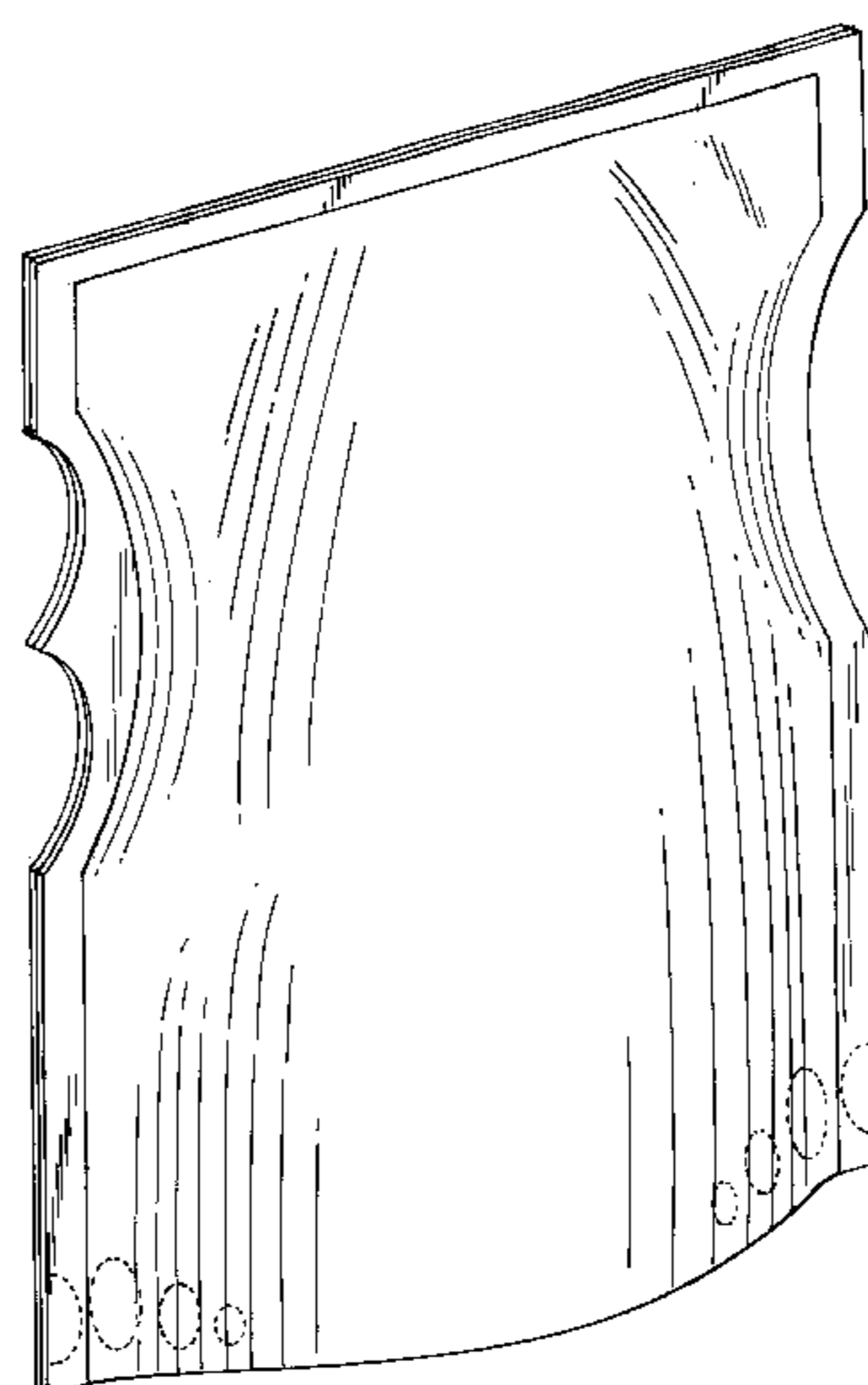
Th ornamental design for the flexible pouch, as shown and described.

DESCRIPTION

FIG. 1 is a perspective view of the front of one embodiment of the edging of the present invention;
 FIG. 2 is plan view of the top of the embodiment of the invention depicted in FIG. 1;
 FIG. 3 is an elevational view of the front of the embodiment of the invention depicted in FIG. 1;
 FIG. 4 is an elevational view of the right of the embodiment of the invention depicted in FIG. 1;
 FIG. 5 is an elevational view of the left of the embodiment of the invention depicted in FIG. 1;
 FIG. 6 is an elevational view of the front of the embodiment of the invention depicted in FIG. 1; and,
 FIG. 7 is an elevational view of the rear of the embodiment of the invention depicted in FIG. 1.

The structure shown in broken lines in the Figures is not part of the design sought to be patented, but instead shows the environment of the claimed design.

1 Claim, 3 Drawing Sheets



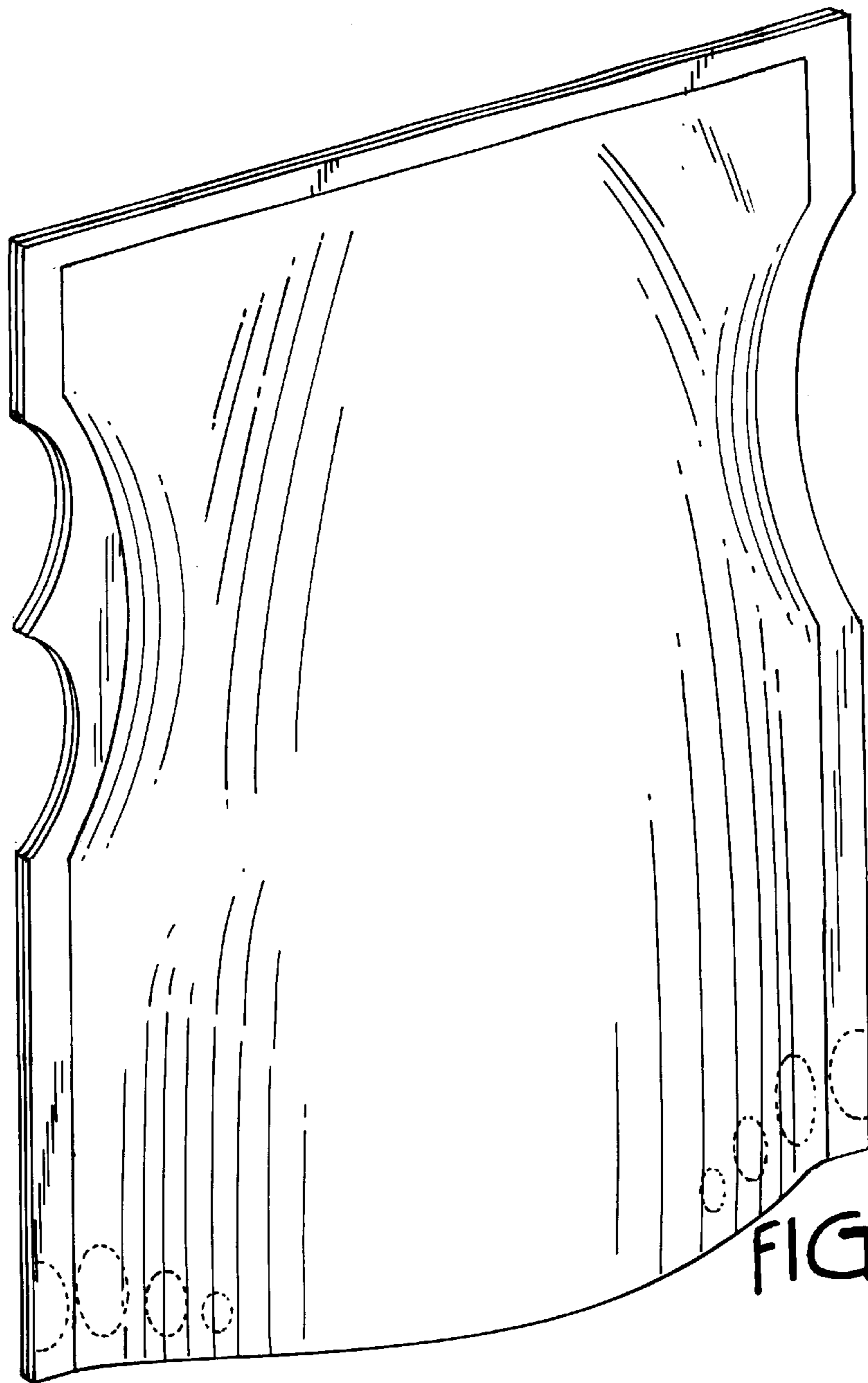


FIG. 1




FIG. 2



FIG. 3

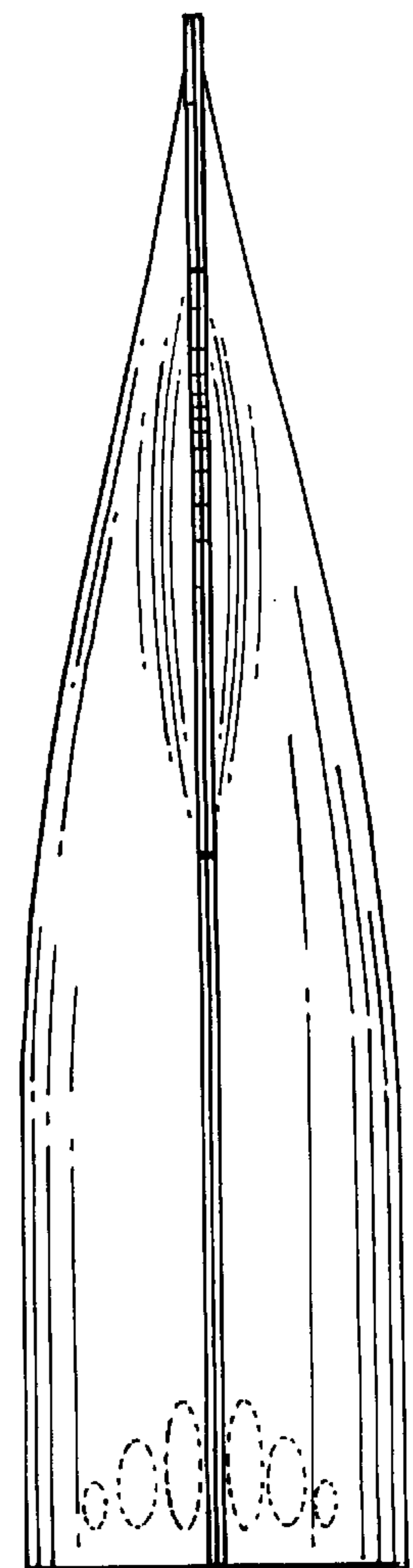


FIG. 4

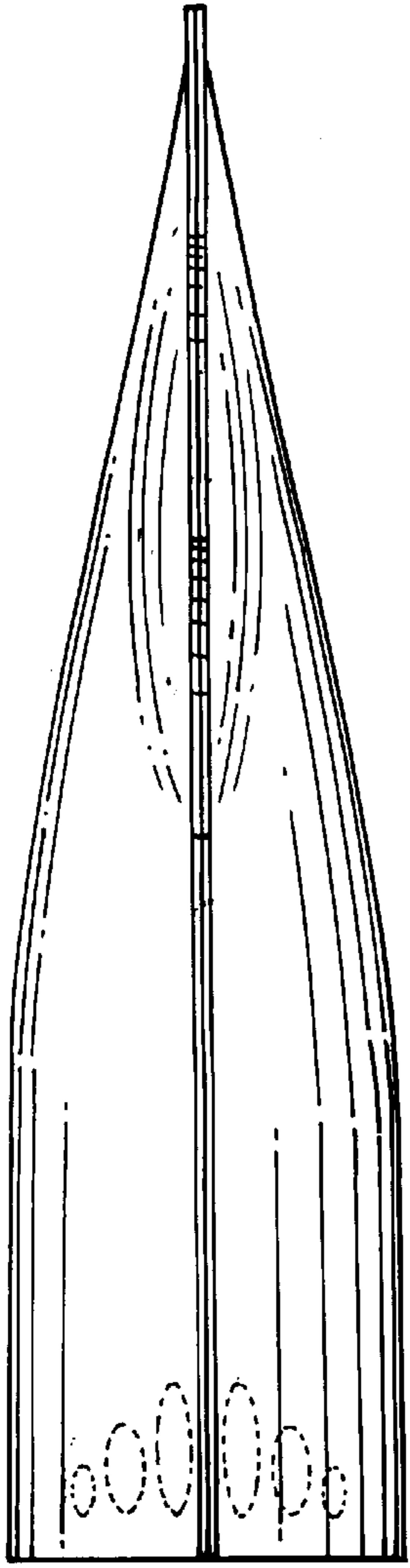


FIG. 5

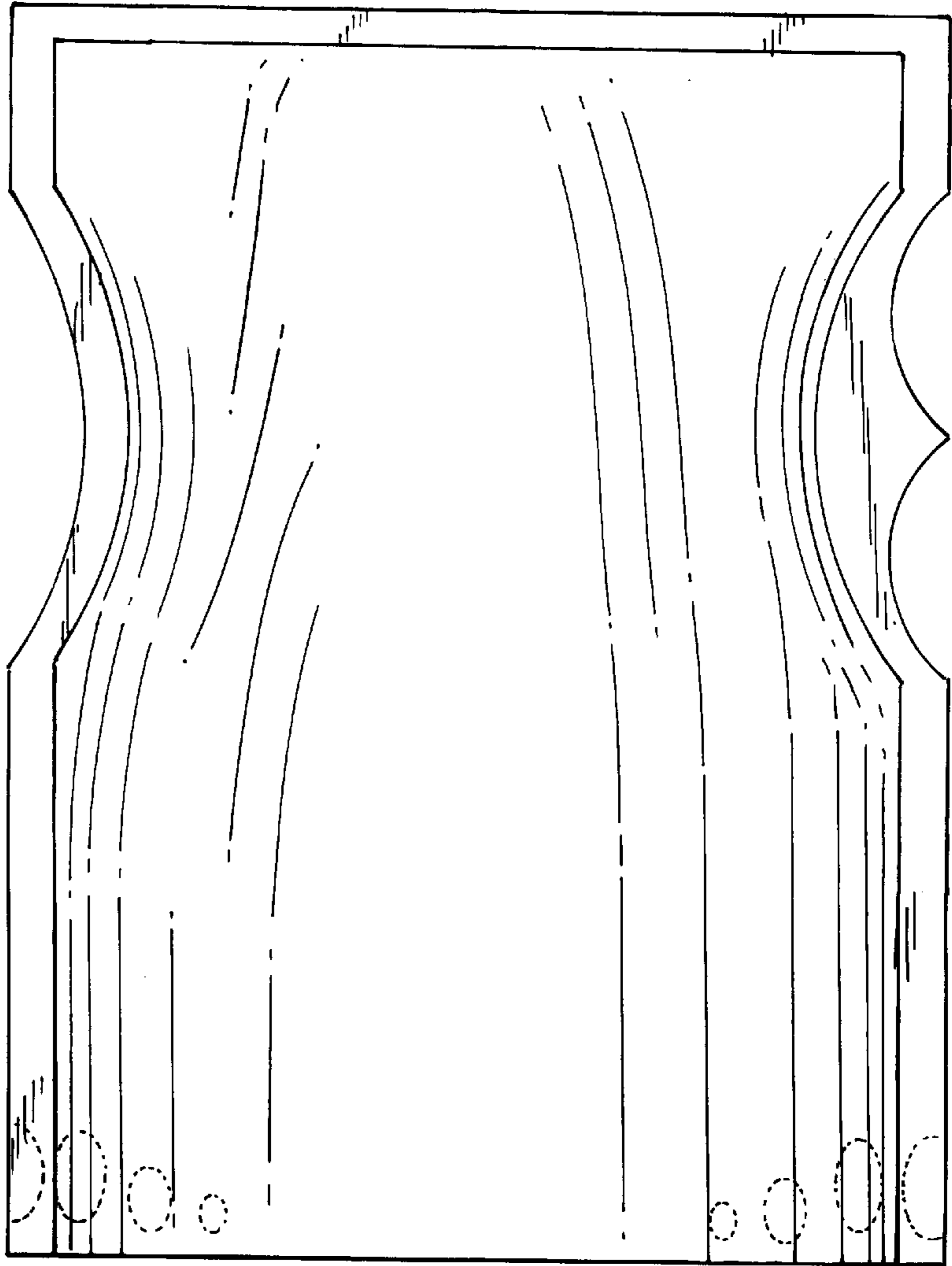


FIG. 6

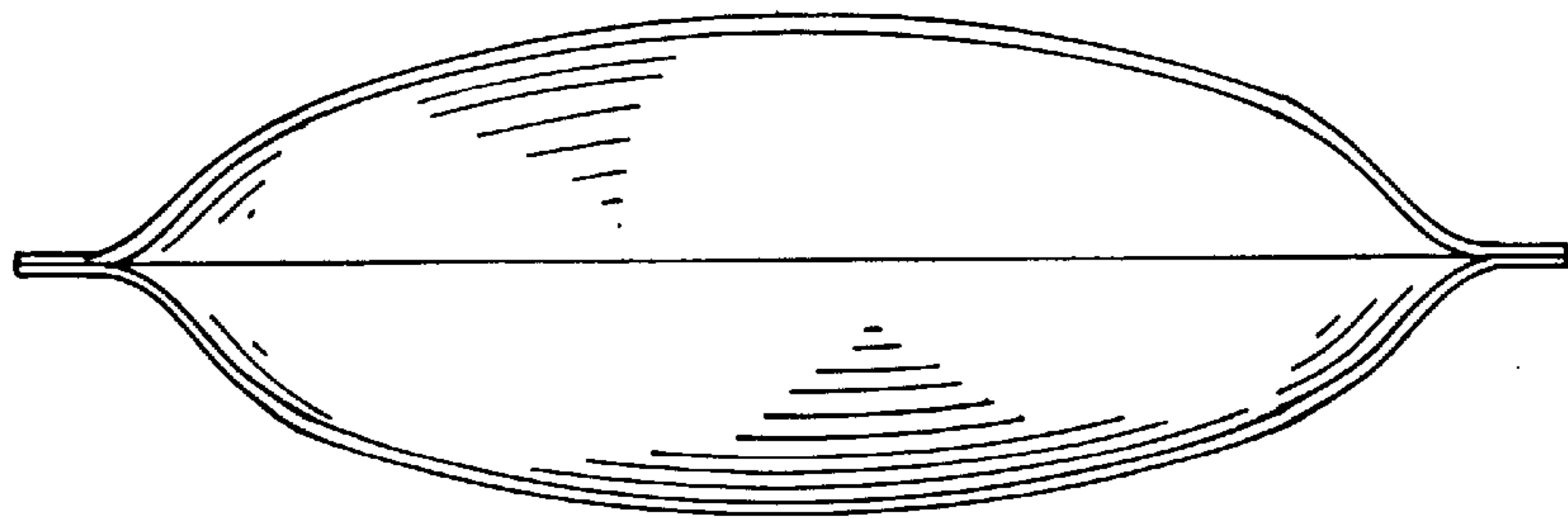


FIG. 7