



US00D473444S

(12) **United States Design Patent**
Lin

(10) **Patent No.:** **US D473,444 S**

(45) **Date of Patent:** **** Apr. 22, 2003**

(54) **HAND TOOL**

(76) **Inventor:** **Fu-Hui Lin**, 11F-2, No. 43 Chai-I Street, Taichung City (TW)

(**) **Term:** **14 Years**

(21) **Appl. No.:** **29/155,281**

(22) **Filed:** **Feb. 11, 2002**

(51) **LOC (7) Cl.** **08-04**

(52) **U.S. Cl.** **D8/85; D8/83; D8/87**

(58) **Field of Search** **D8/82, 83, 14, D8/21, 105, 107, 84, 85; 81/436, 437, 438, 439, 440, 177.1, 177.4**

(56) **References Cited**

U.S. PATENT DOCUMENTS

- D276,211 S * 11/1984 Lee D8/83
- 5,669,492 A * 9/1997 Chao 81/177.4
- 5,704,260 A * 1/1998 Huang 81/177.4
- D400,775 S * 11/1998 Hsu D8/83

- D436,306 S * 1/2001 Fu-Hui D8/83
- 6,186,036 B1 * 2/2001 Huang 81/177.4
- 6,216,858 B1 * 4/2001 Chiu 81/177.4

* cited by examiner

Primary Examiner—Philip S. Hyder
(74) *Attorney, Agent, or Firm*—Charles E. Baxley

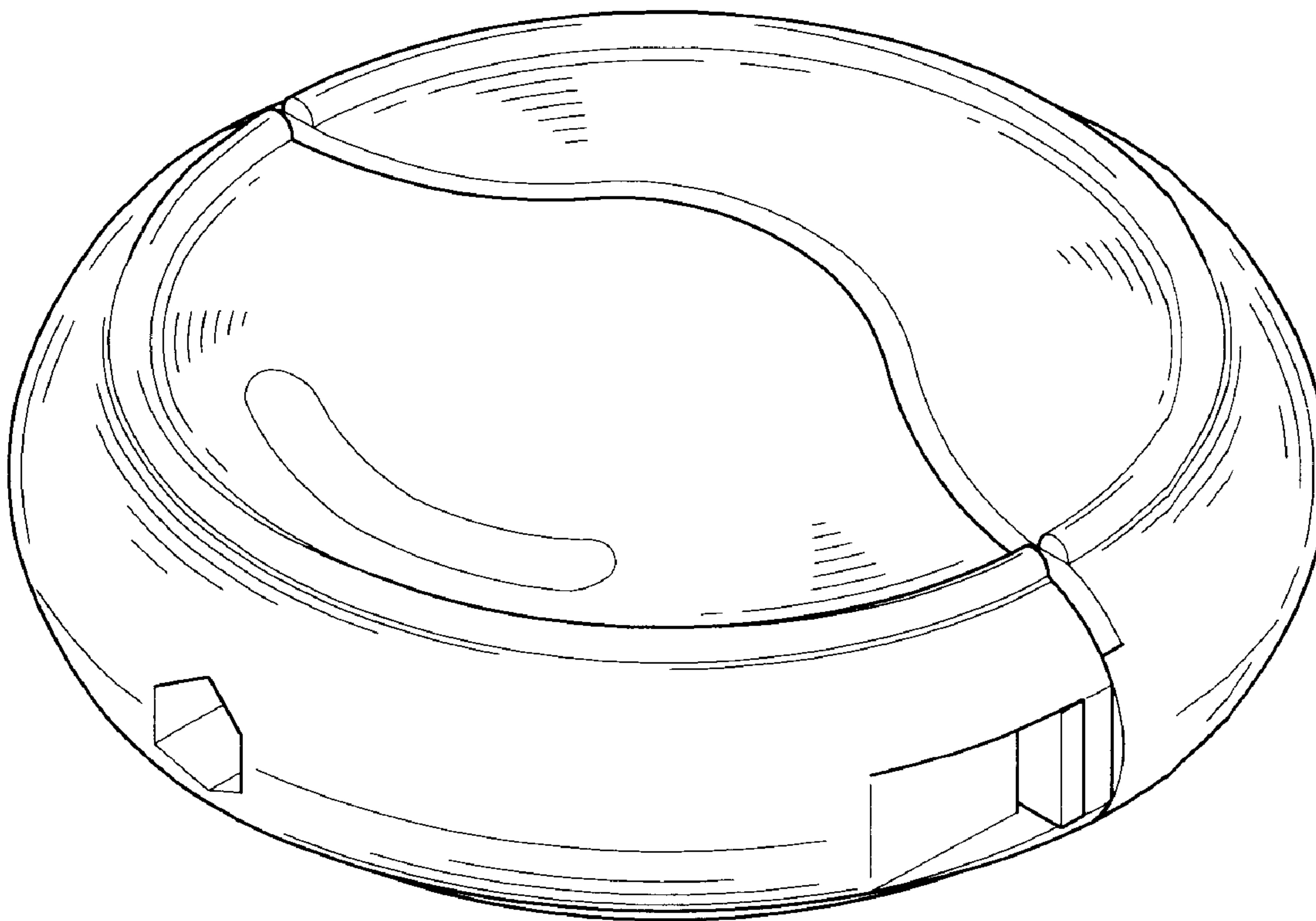
(57) **CLAIM**

The ornamental design for a hand tool, as shown and described.

DESCRIPTION

FIG. 1 is a front-right-top perspective view of a hand tool, showing my new design;
FIG. 2 is a front elevational view thereof;
FIG. 3 is a rear elevational view thereof;
FIG. 4 is a left side elevational view thereof;
FIG. 5 is a right side elevational view thereof; and,
FIG. 6 is a top plan view thereof, the bottom plan view being a mirror image thereof.

1 Claim, 2 Drawing Sheets



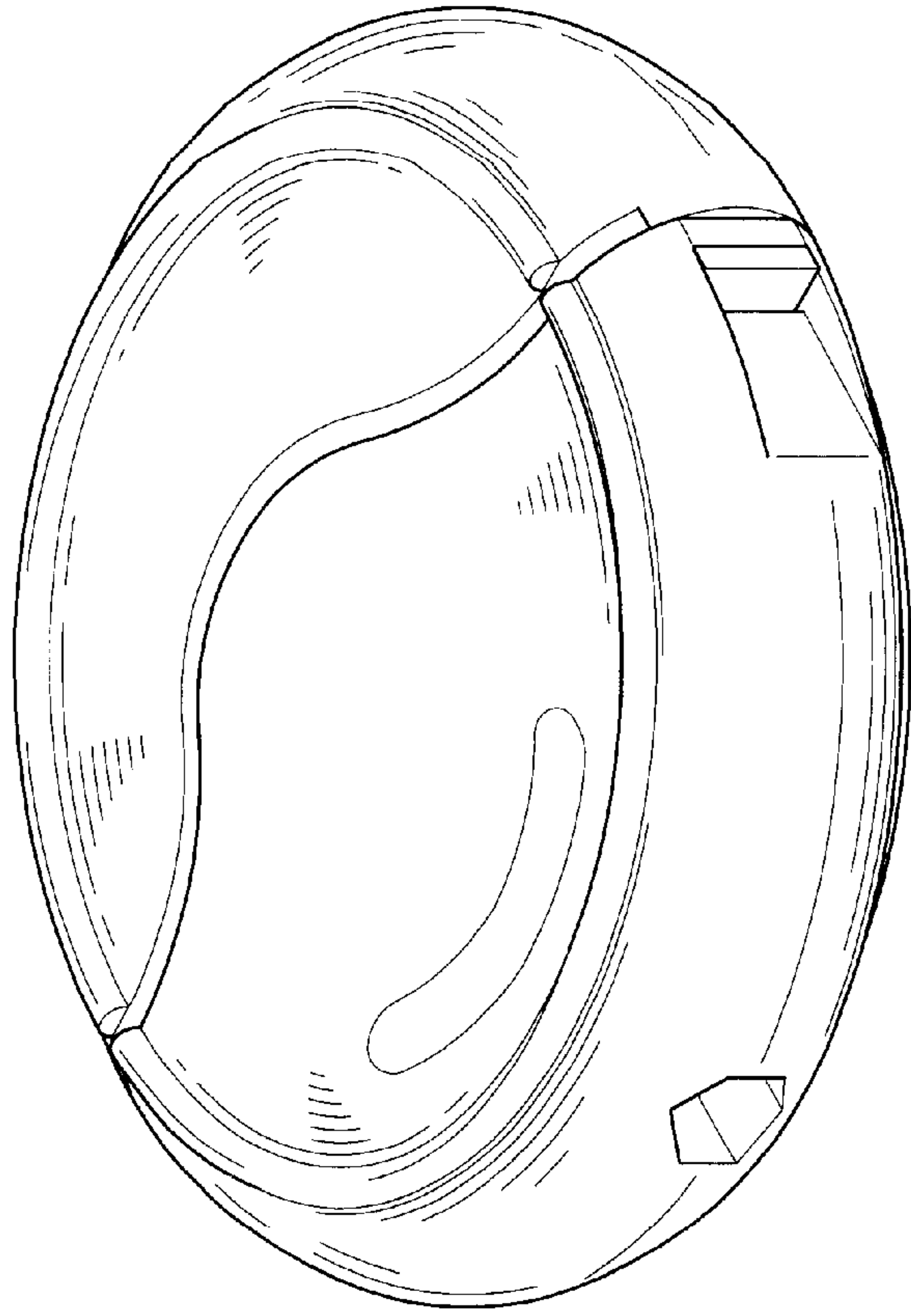


FIG. 1

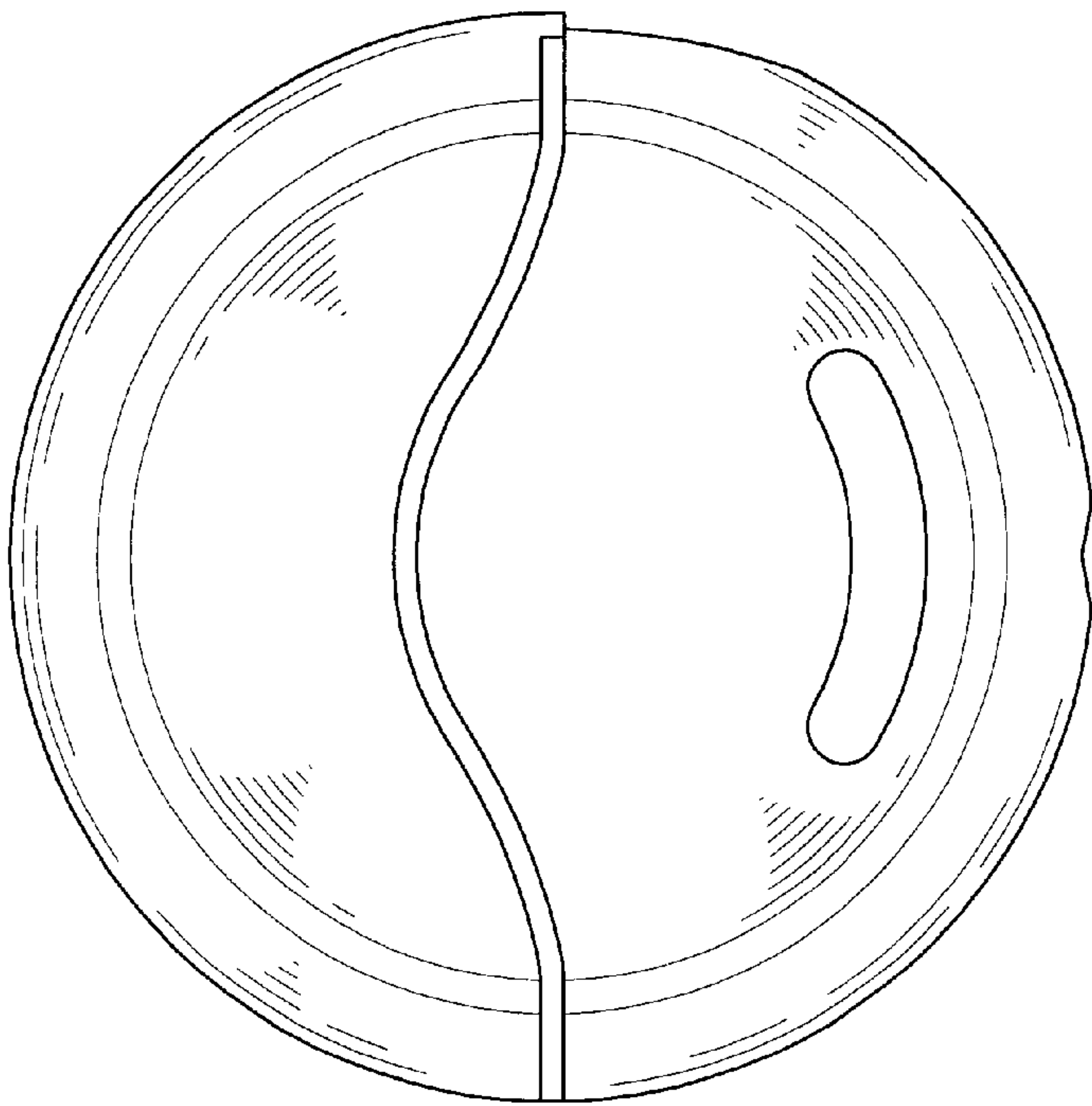


FIG. 6

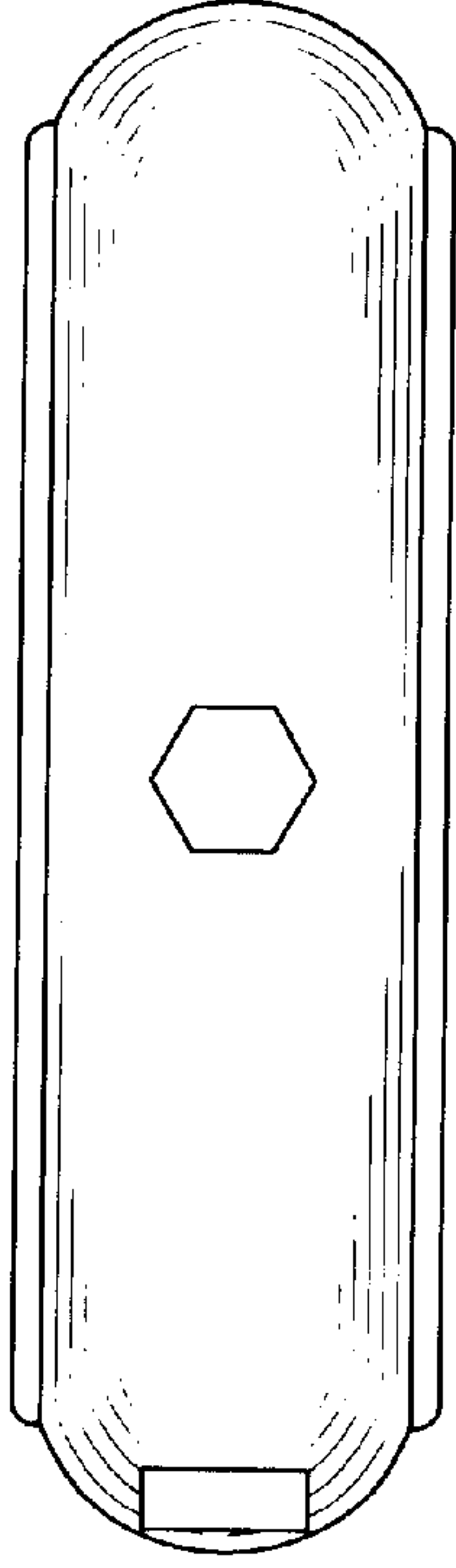


FIG. 2




FIG. 4

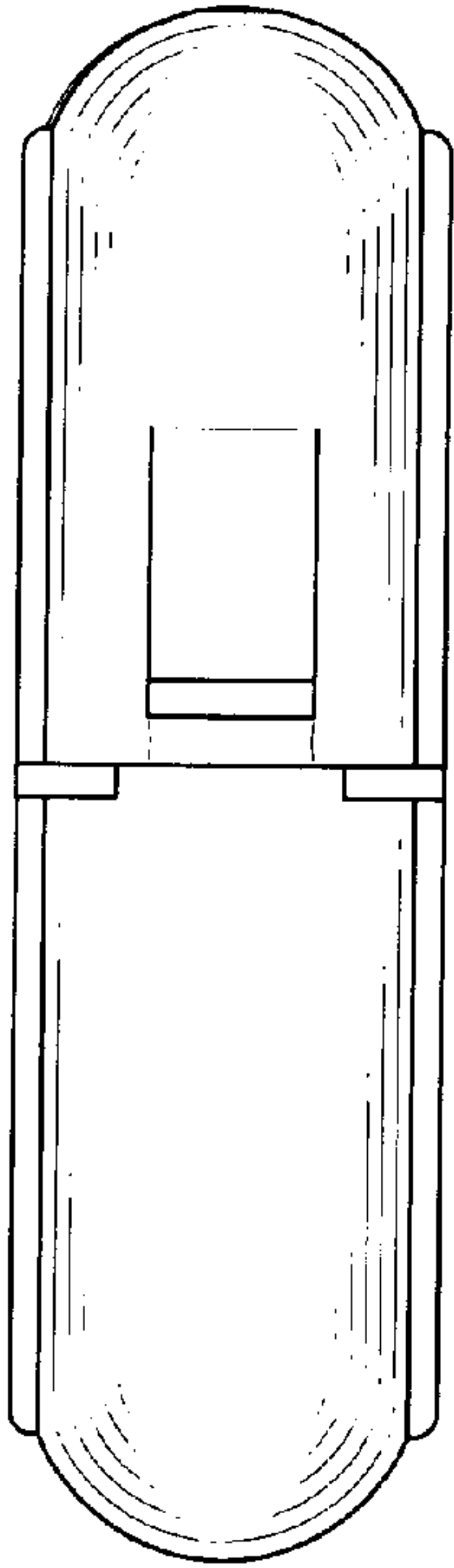


FIG. 5




FIG. 3