



US00D473405S

(12) **United States Design Patent**
Lenger

(10) **Patent No.:** **US D473,405 S**

(45) **Date of Patent:** **** Apr. 22, 2003**

- (54) **FURNITURE FOOT AND RAIL**
- (75) Inventor: **Sidney A. Lenger**, Kernersville, NC (US)
- (73) Assignee: **Schottenstein Stores Corporation**, Columbus, OH (US)
- (**) Term: **14 Years**
- (21) Appl. No.: **29/159,629**
- (22) Filed: **Apr. 25, 2002**

D387,580 S	12/1997	Walters, III et al.	D6/434
D404,590 S	1/1999	Tabbia	D6/445
D433,845 S	11/2000	Wilson et al.	D6/446
D441,214 S	* 5/2001	Cain	D6/436
D442,800 S	* 5/2001	Hutton	D6/446
D451,303 S	12/2001	Lee	D6/446
D462,540 S	* 9/2002	Lenger	D6/441

* cited by examiner

Primary Examiner—Cathron C. Brooks
(74) *Attorney, Agent, or Firm*—Wood, Herron & Evans, L.L.P.

Related U.S. Application Data

- (63) Continuation of application No. 29/149,641, filed on Oct. 12, 2001, now Pat. No. Des. 462,540.
- (51) **LOC (7) Cl.** **06-06**
- (52) **U.S. Cl.** **D6/495**
- (58) **Field of Search** D6/432-448, 470, D6/491, 495; 312/204, 224, 237, 278, 279

References Cited

U.S. PATENT DOCUMENTS


D327,186 S	6/1992	Tarlow	D6/441
D339,938 S	* 10/1993	Fisher	D6/492
D371,257 S	7/1996	Paus	D6/445
D375,514 S	11/1996	Keller et al.	D6/445

(57) **CLAIM**
The ornamental design for the furniture foot and rail, as shown and described.

DESCRIPTION

FIG. 1 is a front elevational view of my new design for a furniture foot and rail, showing it incorporated in a chest. FIG. 2 is a left-side elevational view thereof. FIG. 3 is a rear elevational view thereof. FIG. 4 is a right-side elevational view thereof. FIG. 5 is a top plan view thereof; and, FIG. 6 is a bottom plan view thereof. The broken line elements of the chest are for illustrative purposes only and form no part of the claimed design.

1 Claim, 5 Drawing Sheets






FIG. 1

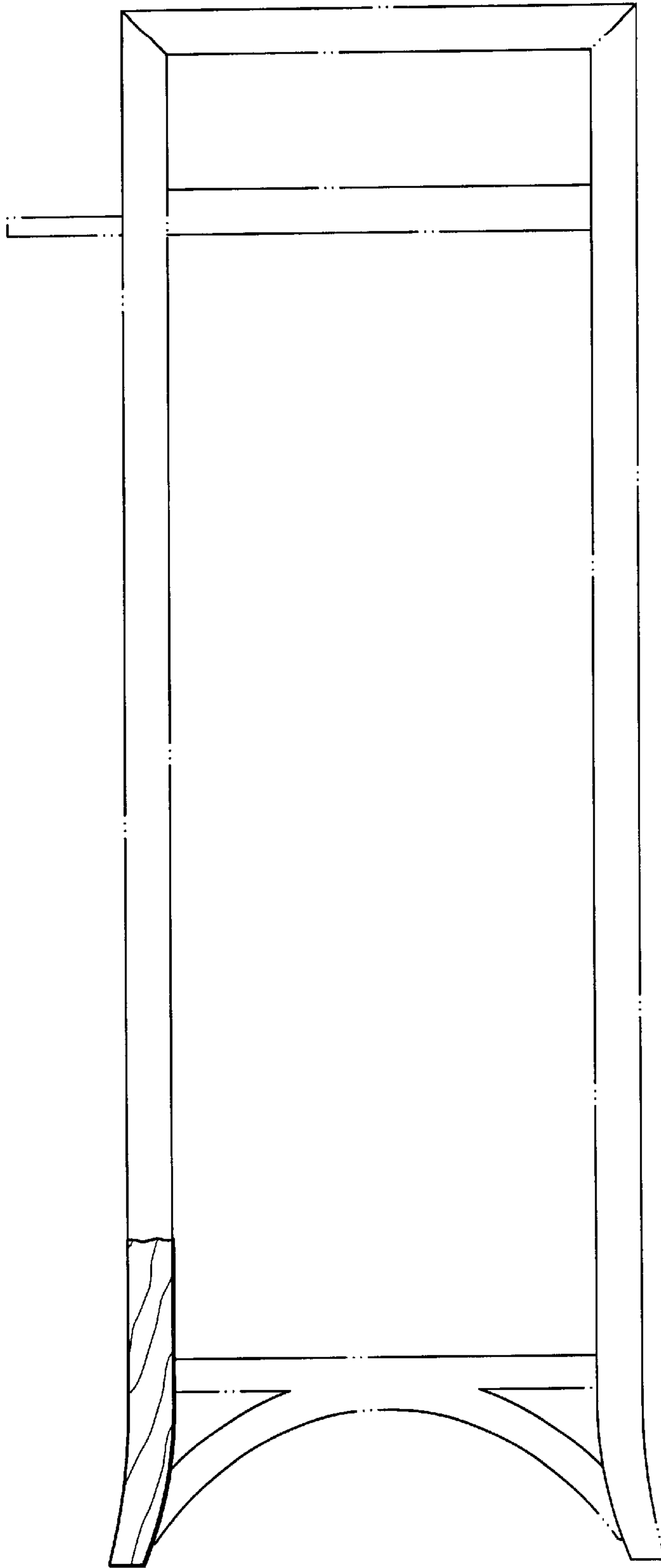


FIG. 2




FIG. 3




FIG. 4

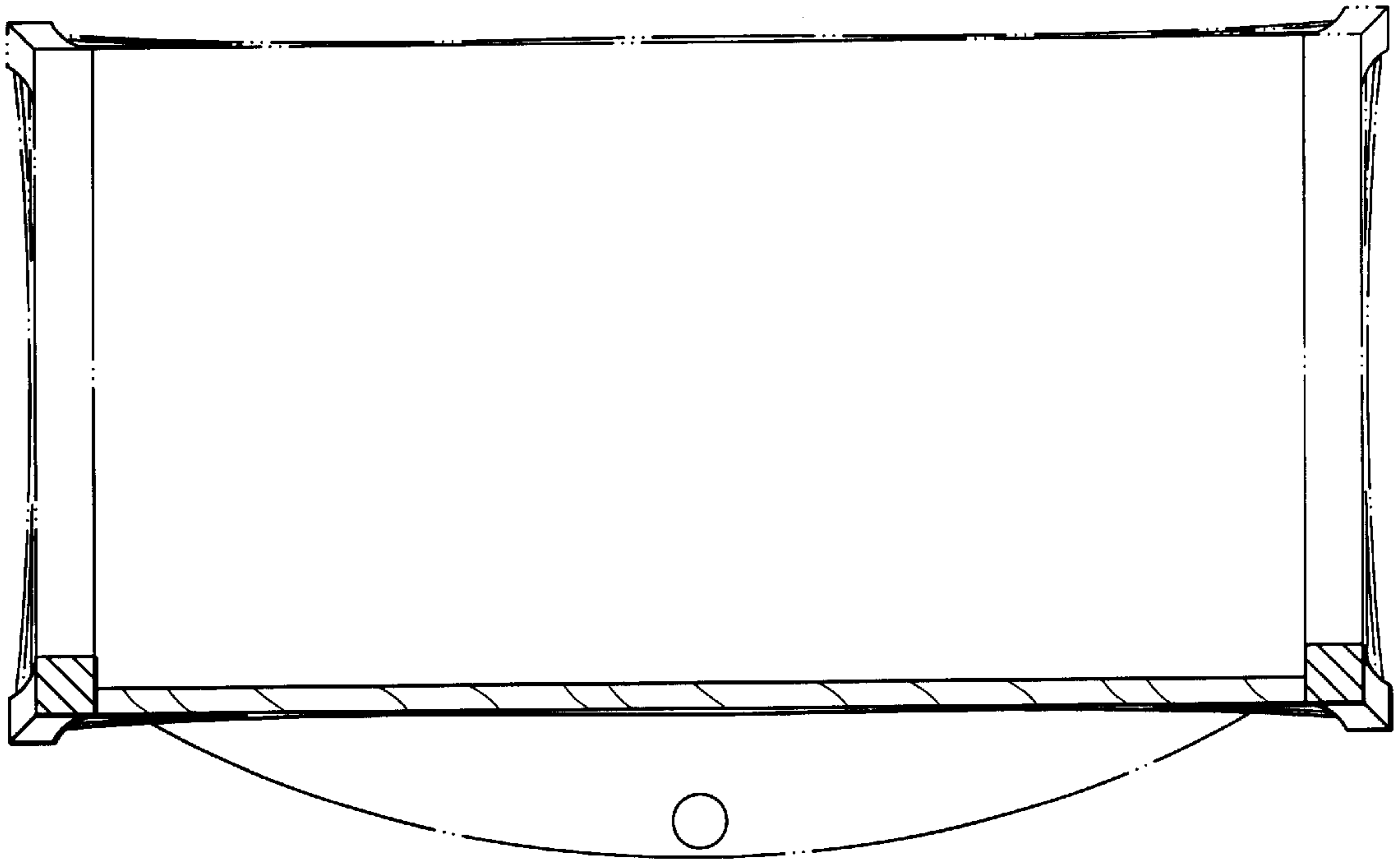


FIG. 5




FIG. 6