



US00D473404S

(12) **United States Design Patent**  
**de Blois**

(10) **Patent No.:** **US D473,404 S**

(45) **Date of Patent:** **\*\* Apr. 22, 2003**

(54) **TABLE**

(75) Inventor: **Martin de Blois**, Chicago, IL (US)

(73) Assignee: **Baronet, Inc.** (CA)

(\*\*) Term: **14 Years**

(21) Appl. No.: **29/159,178**

(22) Filed: **Apr. 15, 2002**

(51) **LOC (7) Cl.** ..... **06-03**

(52) **U.S. Cl.** ..... **D6/480; D6/477**

(58) **Field of Search** ..... D6/480-489, 495,  
D6/511, 477, 479; 108/153.1, 155, 156,  
157.1, 161; 248/188, 188.1, 188.8

(56) **References Cited**

**U.S. PATENT DOCUMENTS**

D121,062 S	*	6/1940	Bach	.....	D6/484
3,765,719 A	*	10/1973	Silver	.....	297/170
D283,864 S	*	5/1986	Bergelin	.....	D6/484
D283,865 S	*	5/1986	Bergelin	.....	D6/484
D406,965 S	*	3/1999	Lewis	.....	D6/480
D450,492 S	*	11/2001	Sabo et al.	.....	D6/480
D452,624 S		1/2002	de Blois		

**OTHER PUBLICATIONS**

Stickely Catalogs, c1979, by Dover Pubs., p. 11, #580 table at top and center.\*

Stickely Catalogs, c1979, by Dover Pubs., p. 13, #507 table at right and center.\*

Imperial Tables, 1957-1958, p. 30, #1257 table at top right.\* Color Photograph of Roche-Bobois various LA Route du Thé furniture centered on rectangular coffee table, available in 1985.

\* cited by examiner

*Primary Examiner*—Janice E. Seeger

(74) *Attorney, Agent, or Firm*—SAIDMAN DesignLaw Group

(57) **CLAIM**

The ornamental design for table, as shown and described.

**DESCRIPTION**

FIG. 1 is a left side view of a first embodiment showing my new design, the right side view being a mirror image; FIG. 2 is a front view thereof, the rear view being a mirror image;

FIG. 3 is a bottom view thereof;

FIG. 4 is a top view thereof;

FIG. 5 is a left side view of a second embodiment showing my new design, the right side view being a mirror image;


FIG. 6 is a front view thereof, the rear view being a mirror image;

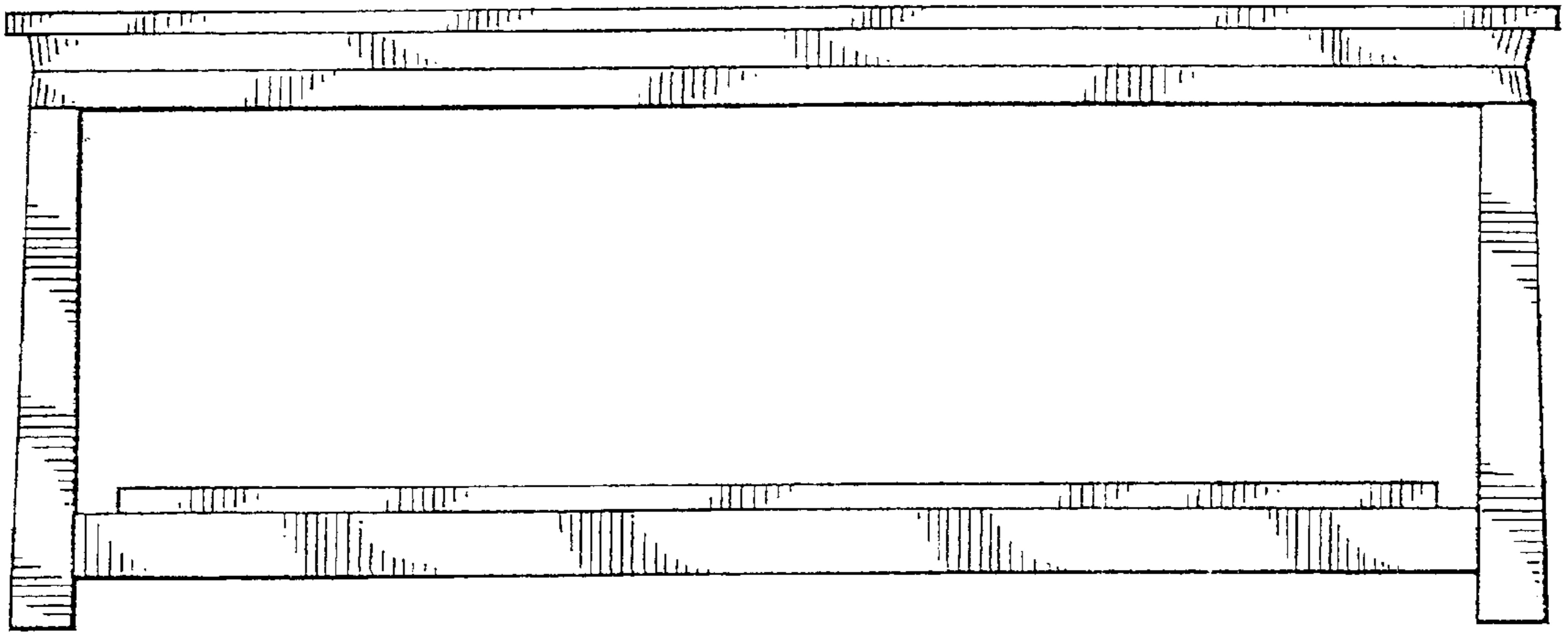
FIG. 7 is a bottom view thereof; and,

FIG. 8 is a top view thereof.

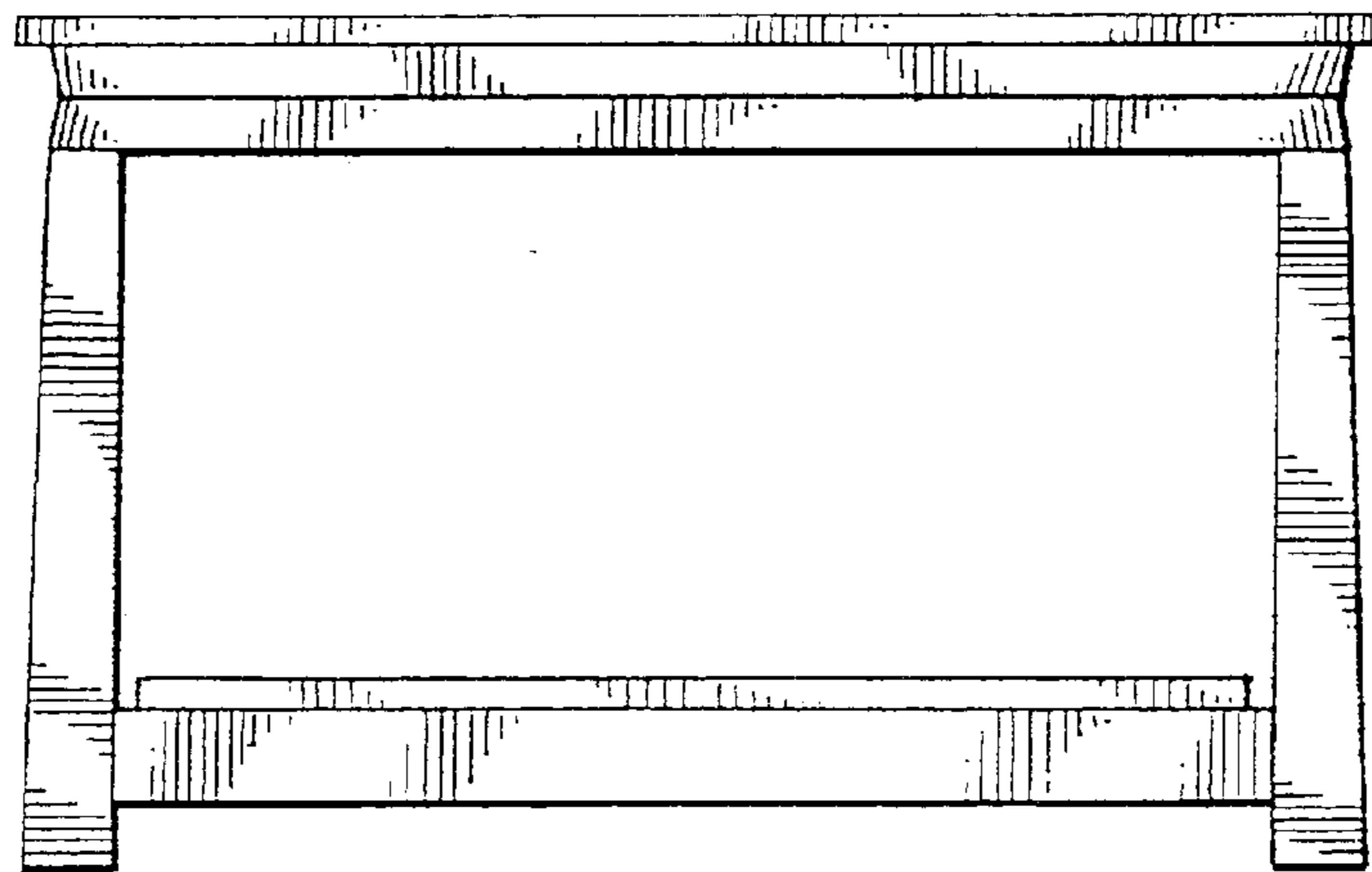
The dashed lines in FIGS. 3 and 7 are shown for environmental purposes only and form no part of the claimed design.

**1 Claim, 4 Drawing Sheets**

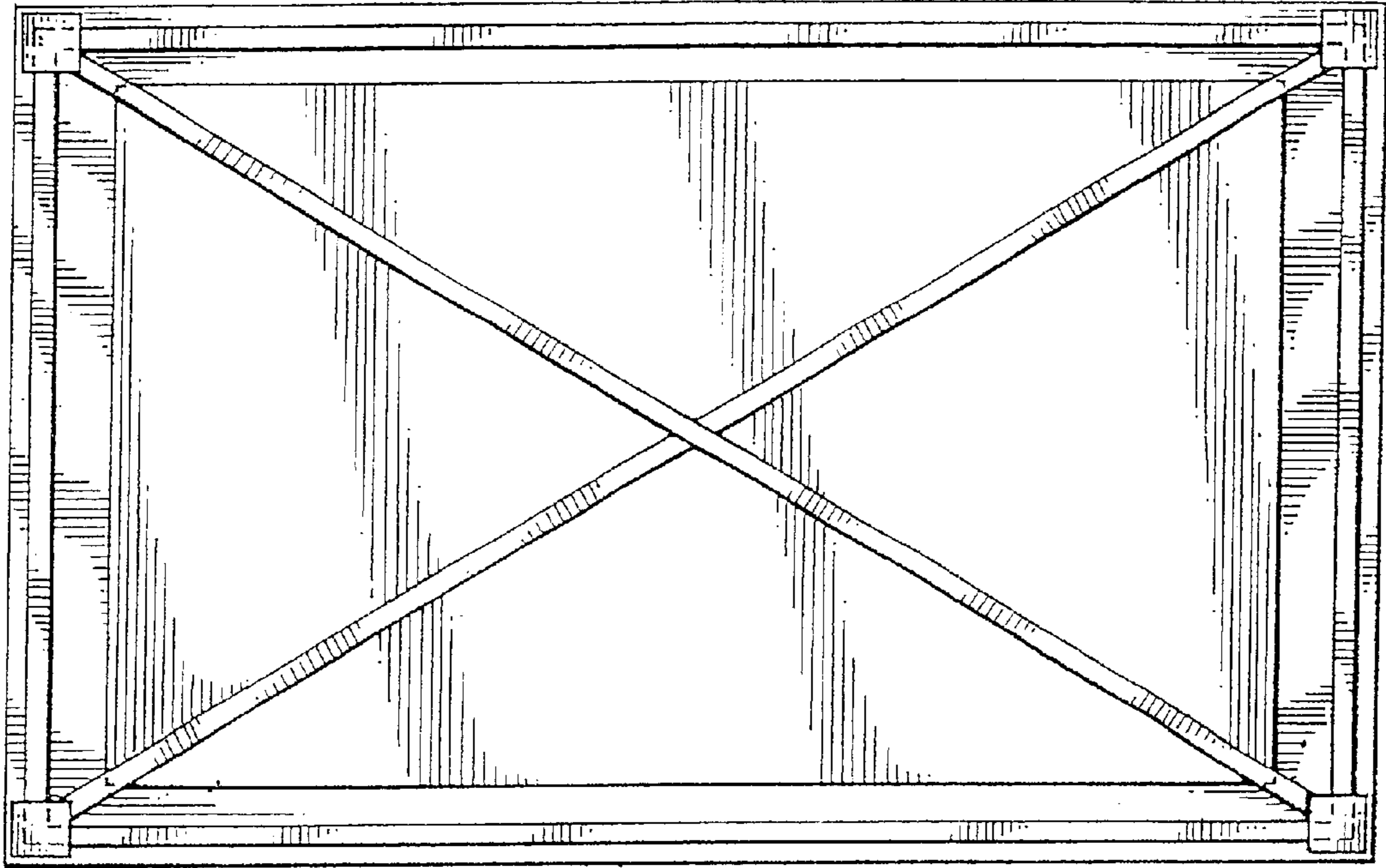




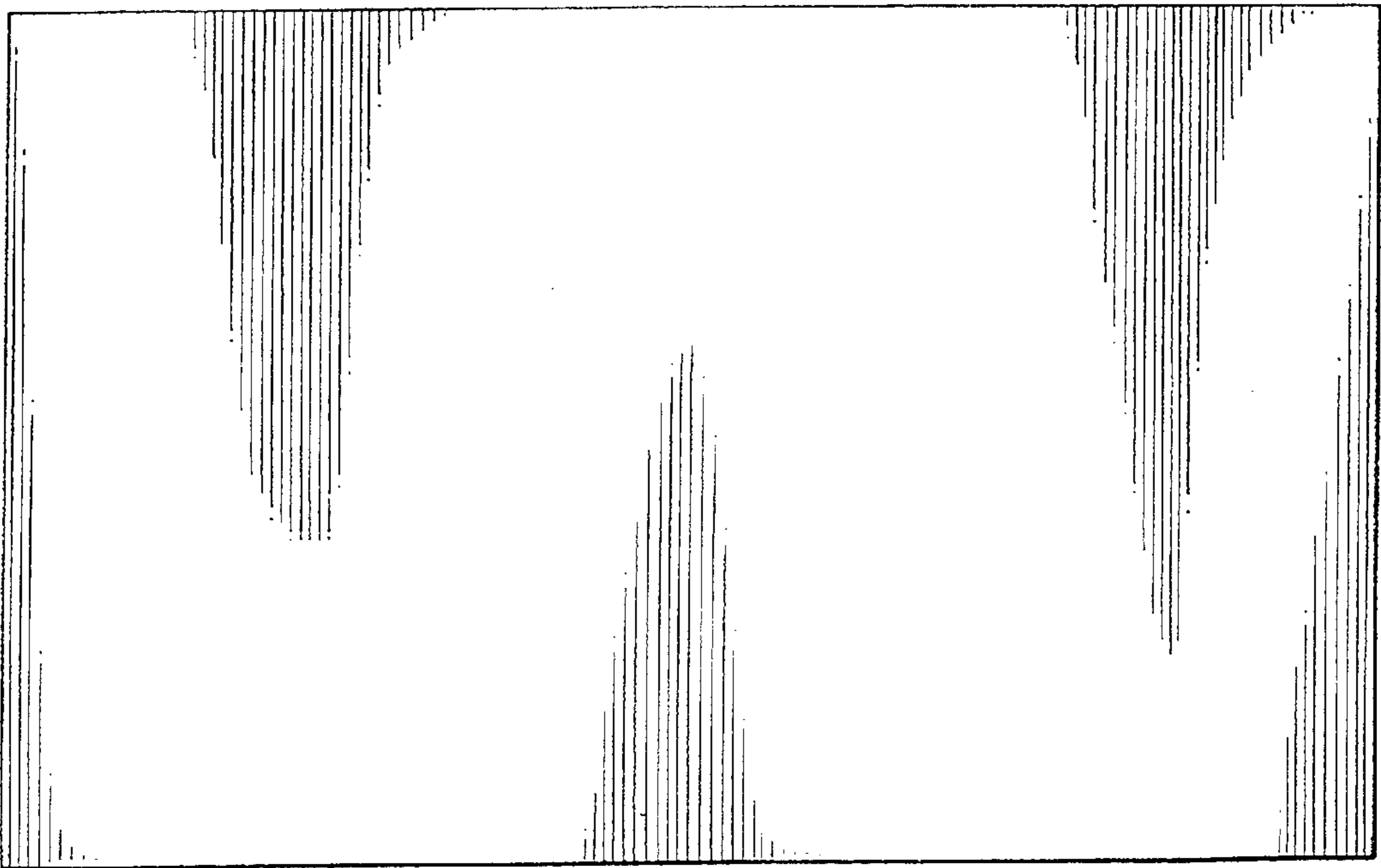
**FIG. 1**




**FIG. 2**




**FIG. 3**



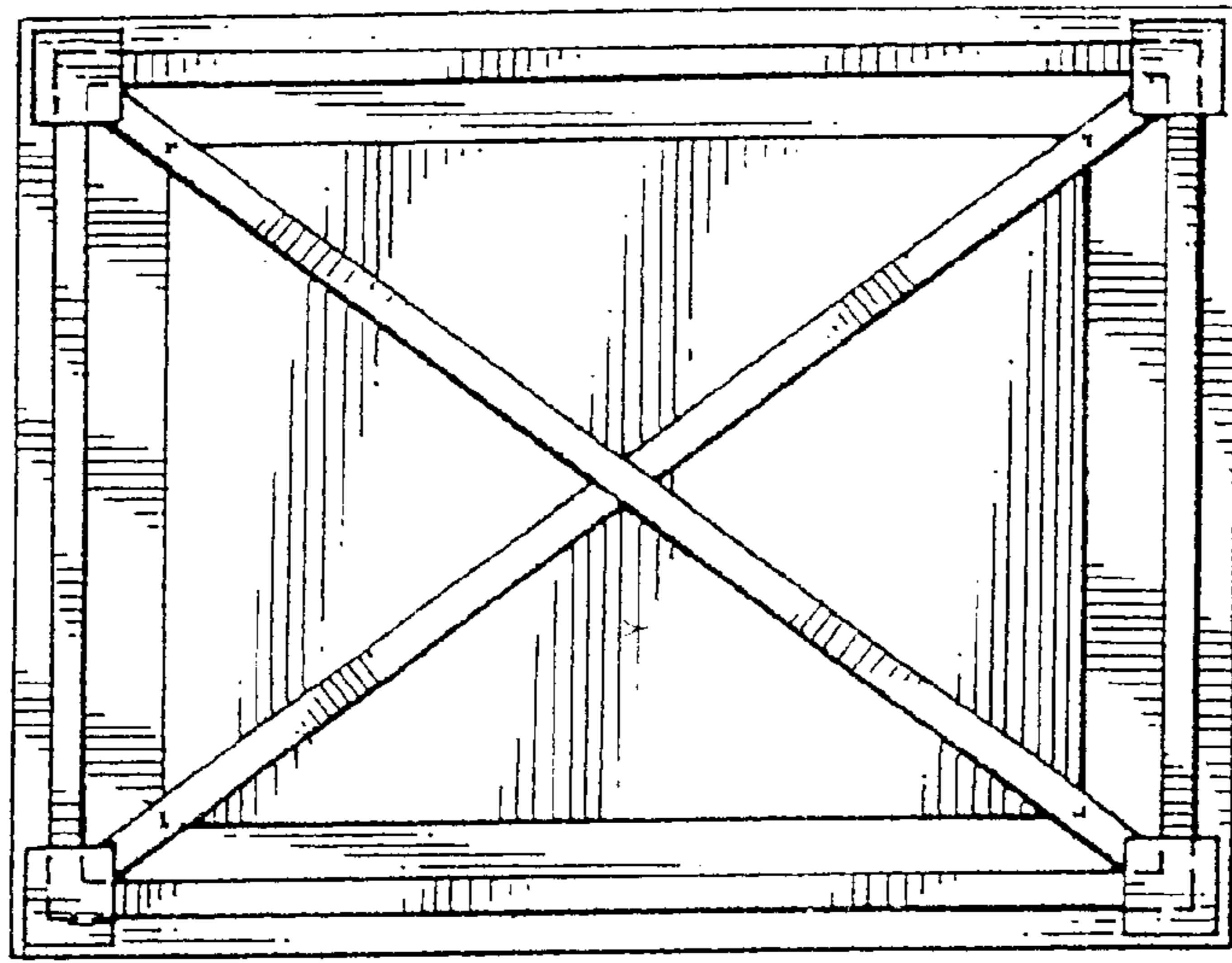
**FIG. 4**



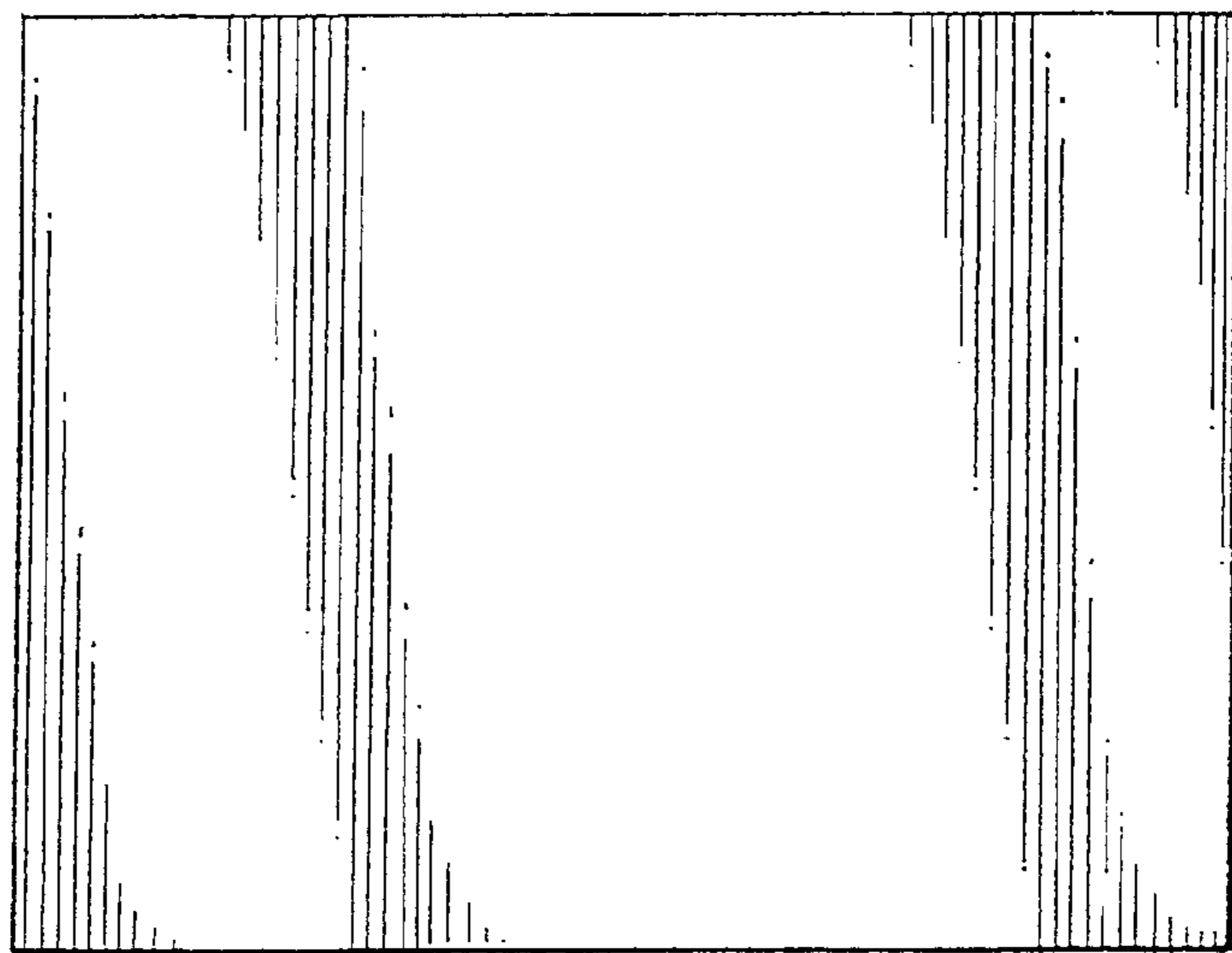
**FIG. 5**



**FIG. 6**



**FIG. 7**



**FIG. 8**