



US00D473392S

(12) **United States Design Patent**
Vaaler

(10) **Patent No.:** **US D473,392 S**

(45) **Date of Patent:** **** Apr. 22, 2003**

(54) **CHAIR**

(75) Inventor: **Lawrence I. Vaaler**, Lenoir, NC (US)

(73) Assignee: **Bernhardt, L.L.C.**, Lenoir, NC (US)

(**) Term: **14 Years**

(21) Appl. No.: **29/139,819**

(22) Filed: **Apr. 5, 2001**

(51) **LOC (7) Cl.** **06-01**

(52) **U.S. Cl.** **D6/379; D6/380**

(58) **Field of Search** **D6/334, 374, 379, D6/380, 500, 501, 502; 297/445.1, 446.1**

(56) **References Cited**

U.S. PATENT DOCUMENTS

D410,803 S * 6/1999 Kreiss D6/379
D441,975 S * 5/2001 McDaniel et al. D6/379

OTHER PUBLICATIONS

Chairs & Couches by Curtis, p. 59, Two Regency dining chairs at mid-page right, ©1977.*

The Hub advertisement, Bassett dining chairs at top, Sep. 1996.*

* cited by examiner

Primary Examiner—Gary D. Watson

(74) *Attorney, Agent, or Firm*—MacCord Mason PLLC

(57) **CLAIM**

The ornamental design for a chair, as shown and described.

DESCRIPTION

FIG. 1 is a left front perspective view of a chair showing my new design; the broken lines shown in all views are for illustrative purposes only and form no part of the claimed design.

FIG. 2 is a front perspective view of a chair with arms thereof;

FIG. 3 is a side perspective view of a chair with arms, the opposite side being a mirror image thereof;

FIG. 4 is a rear perspective view thereof;

FIG. 5 is a second embodiment of my new design, showing a left front perspective view of a chair without arms; and,

FIG. 6 is a side perspective view of a chair without arms, the opposite side being a mirror image.

1 Claim, 6 Drawing Sheets






FIG. 1




FIG. 2




FIG. 3



FIG. 4



FIG. 5



FIG. 6