



US00D473379S

(12) **United States Design Patent**
Moon

(10) **Patent No.:** **US D473,379 S**

(45) **Date of Patent:** **** Apr. 22, 2003**

(54) **WHEEL FOR LUGGAGE**

(76) **Inventor:** **Jerry Moon**, P.O. Box 24-108, Taipei (TW)

(**) **Term:** **14 Years**

(21) **Appl. No.:** **29/160,188**

(22) **Filed:** **May 6, 2002**

(51) **LOC (7) Cl.** **03-99**

(52) **U.S. Cl.** **D3/318**

(58) **Field of Search** D3/318, 272, 273, D3/274, 279, 282; D8/375; D12/133; D34/24, 26; 16/44-47, 21, 25, 26, 18 R, 31 R; 280/37, 47.315, 47.371, 655; 190/18 A, 115, 37; 301/121, 125; 248/130, 346.11

(56) **References Cited**

U.S. PATENT DOCUMENTS

2,581,912 A * 1/1952 Brown 16/44
D221,833 S * 9/1971 Haydock D8/375
5,165,708 A * 11/1992 I-Chuan 301/121 X

D421,941 S * 3/2000 Cheng D12/133
D448,278 S * 9/2001 Chi D8/375
D456,582 S * 4/2002 Riach D34/24

* cited by examiner

Primary Examiner—Louis S. Zarfes
Assistant Examiner—Monica A. Weingart


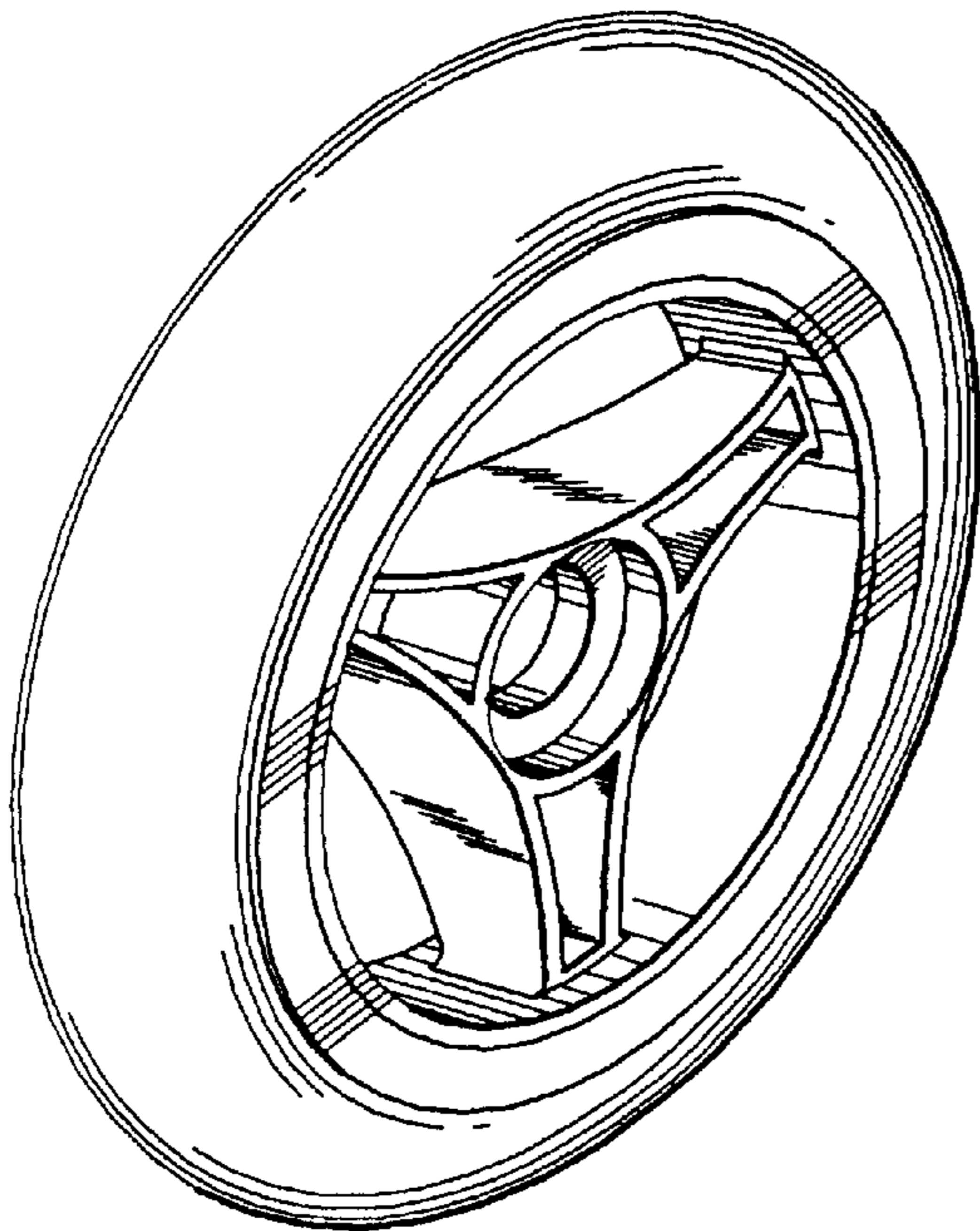
(57) **CLAIM**

The ornamental design for a wheel for luggage, as shown and described.

DESCRIPTION

FIG. 1 is a perspective view of wheel for luggage showing my new design;
FIG. 2 is a front elevational view thereof;
FIG. 3 is a rear elevational view thereof;
FIG. 4 is a left side elevational view thereof;
FIG. 5 is a right side elevational view thereof;
FIG. 6 is a top plan view thereof; and,
FIG. 7 is a bottom plan view thereof.

1 Claim, 3 Drawing Sheets



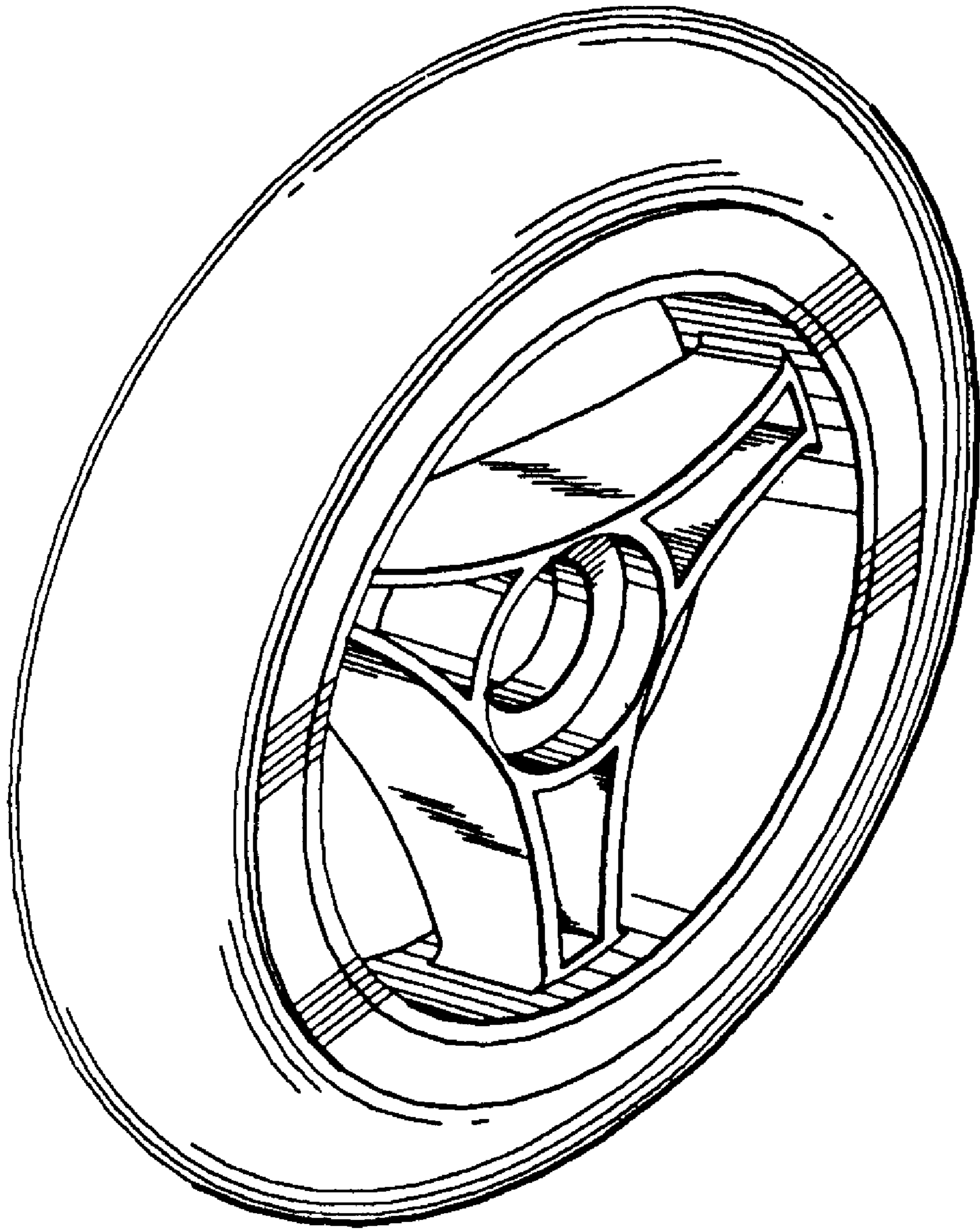


FIG. 1




FIG. 2




FIG. 3




FIG. 4




FIG. 5




FIG. 6




FIG. 7