



US00D473373S

(12) **United States Design Patent**  
**Sledge**

(10) **Patent No.:** **US D473,373 S**

(45) **Date of Patent:** **\*\* Apr. 22, 2003**

(54) **IDENTIFICATION HOLDER WITH MULTIPLE POCKETS**

D205,948 S \* 10/1966 Tauber ..... D3/227  
D252,355 S \* 7/1979 Uber ..... D3/226  
D365,204 S \* 12/1995 Chen ..... D3/215

(76) **Inventor:** **Mary Jane Sledge**, 3528 Hanover,  
Dallas, TX (US) 75225

\* cited by examiner

(\*\*) **Term:** **14 Years**

*Primary Examiner*—Catherine R. Oliver

(21) **Appl. No.:** **29/159,888**

(57) **CLAIM**

(22) **Filed:** **Aug. 9, 2002**

The ornamental design for an identification holder with multiple pockets, as shown.

(51) **LOC (7) Cl.** ..... **03-01**

**DESCRIPTION**

(52) **U.S. Cl.** ..... **D3/226**

FIG. 1 is a top plan view of the identification holder showing the new design

(58) **Field of Search** ..... D3/215, 224, 226, D3/227, 219, 303, 283, 232, 253; 224/253, 240, 224; 150/147, 1.7; 383/86, 66; 40/1.5

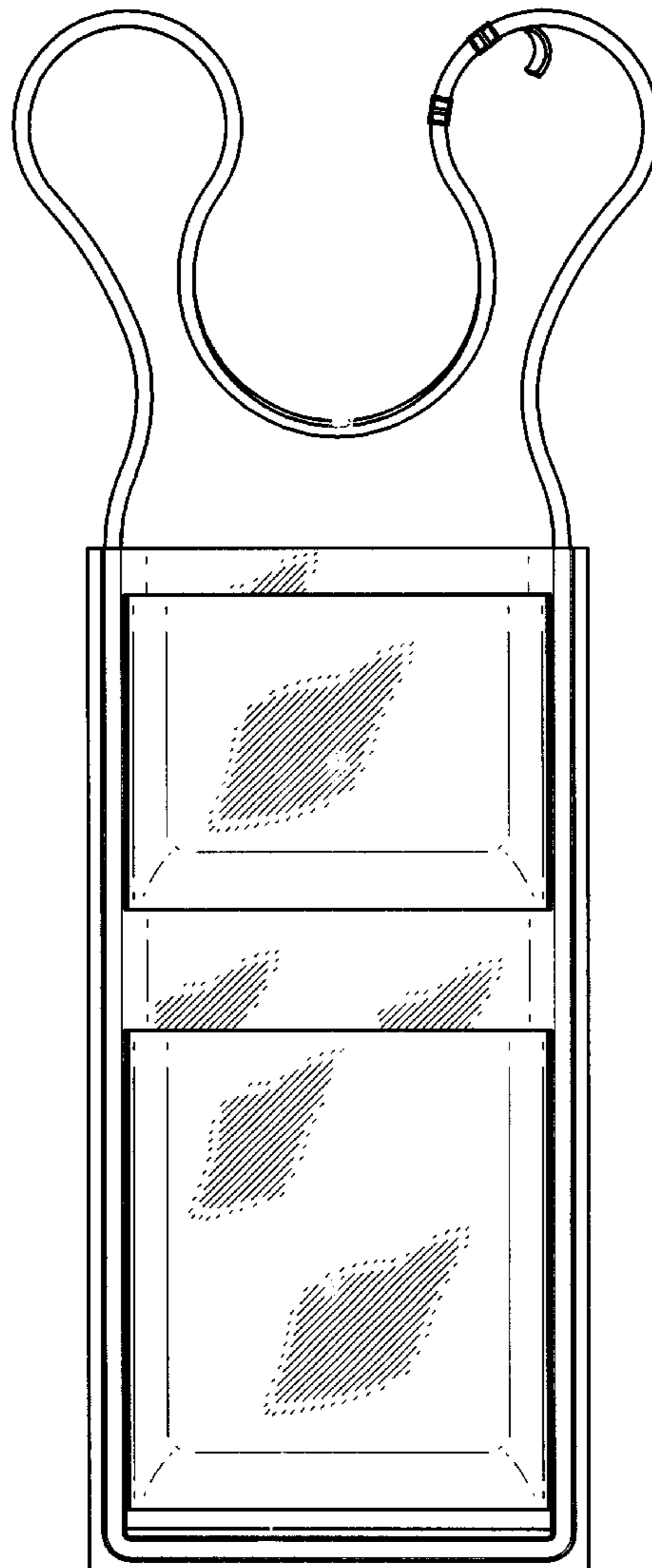
FIG. 2 is a front elevational view thereof,  
FIG. 3 is a right side elevational view thereof,  
FIG. 4 is a left side elevational view thereof  
FIG. 5 is a bottom plan view thereof; and,  
FIG. 6 is a rear elevational view thereof.

(56) **References Cited**

**U.S. PATENT DOCUMENTS**

D202,229 S \* 9/1965 Tauber ..... D3/227

**1 Claim, 2 Drawing Sheets**




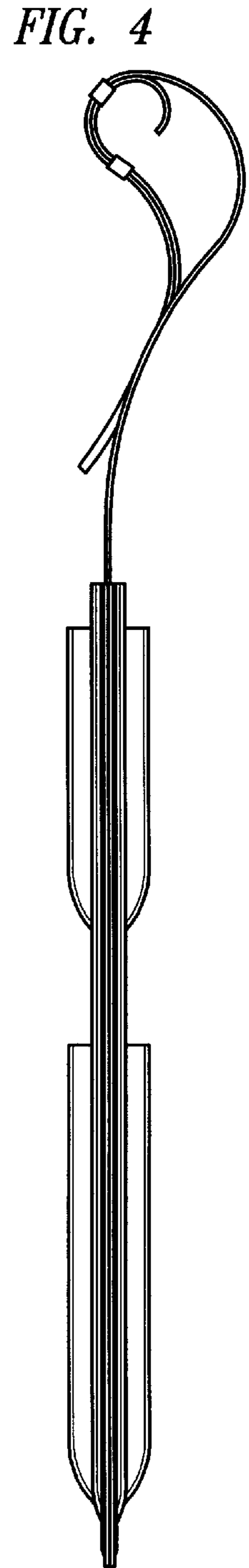
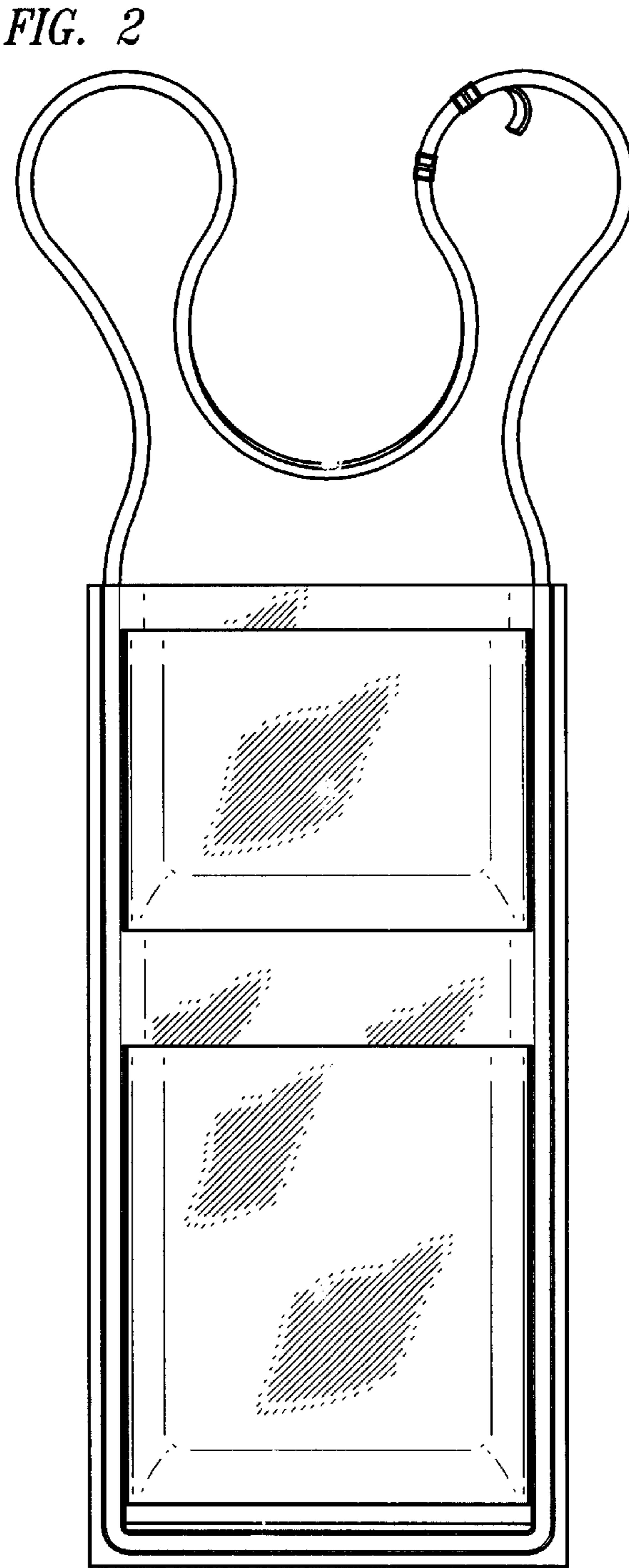



FIG. 6

