



US00D473366S

(12) **United States Design Patent**
Hillyer

(10) **Patent No.:** **US D473,366 S**

(45) **Date of Patent:** **** Apr. 22, 2003**

(54) **SOLE FOR FOOTWEAR**

(75) Inventor: **Chris Hillyer**, Boulder, CO (US)

(73) Assignee: **Salomon S.A.**, Metz-Tessy (FR)

(**) Term: **14 Years**

(21) Appl. No.: **29/159,302**

(22) Filed: **Apr. 19, 2002**

(51) **LOC (7) Cl.** **02-04**

(52) **U.S. Cl.** **D2/956; D2/953**

(58) **Field of Search** D2/897, 902, 908,
D2/909, 914, 946-948, 951-962, 967, 972,
977; 36/7.3, 7.5, 14, 25 R, 32 R, 3 B, 59 R

(56) **References Cited**

U.S. PATENT DOCUMENTS

D250,617 S	*	12/1978	Noches	D2/908
D275,148 S	*	8/1984	Bergmans	D2/956
D369,235 S	*	4/1996	Senda et al.	D2/953
D383,594 S	*	9/1997	Elliott	D2/954
D398,747 S	*	9/1998	Rohrbach et al.	D2/956
D401,744 S	*	12/1998	Greenberg	D2/955
D439,031 S	*	3/2001	Matis et al.	D2/959
D440,746 S	*	4/2001	Matis	D2/956
D440,749 S	*	4/2001	Rogers	D2/959
D448,545 S	*	10/2001	Rohrbach et al.	D2/956

D460,853 S * 7/2002 Sakai D2/953

* cited by examiner

Primary Examiner—Celia Murphy

(74) *Attorney, Agent, or Firm*—Greenblum & Bernstein, P.L.C.

(57) **CLAIM**

I claim the ornamental design for a sole for footwear, as shown and described.

DESCRIPTION

FIG. 1 is a perspective view of a footwear sole, seen from the bottom and right side of the sole, showing my new design;

FIG. 2 is a right side view thereof;

FIG. 3 is a left side view thereof;

FIG. 4 is a bottom view thereof;

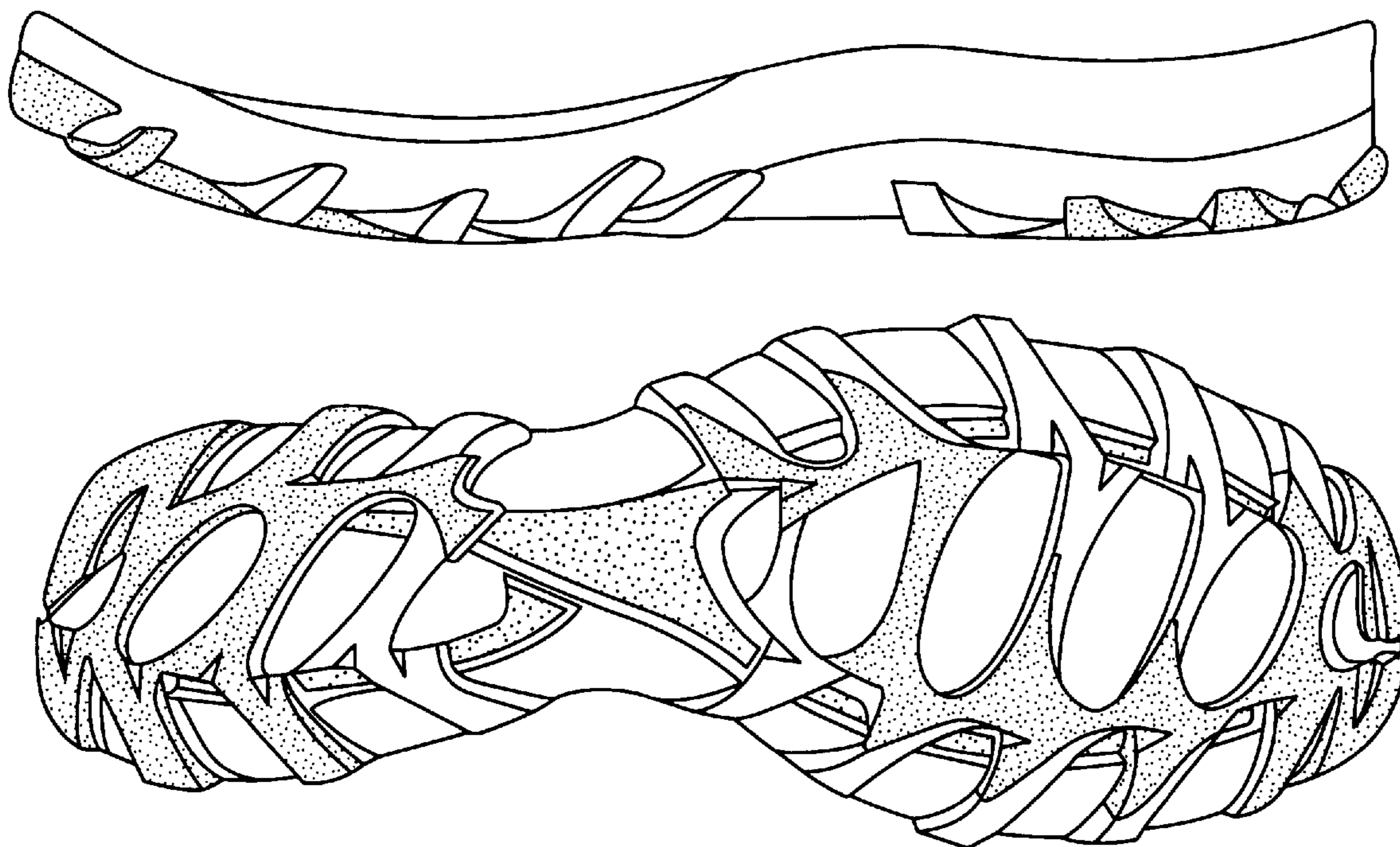
FIG. 5 is a front end view thereof; and,

FIG. 6 is a rear end view thereof.

The unstippled and different densities of stippling shown in the figures are indicative of respective differences in contrast.

Any surfaces that are not shown, including an inside surface, such as shown in FIG. 6, and any surfaces that might have appeared in a top view, form no part of the claimed design.

1 Claim, 3 Drawing Sheets



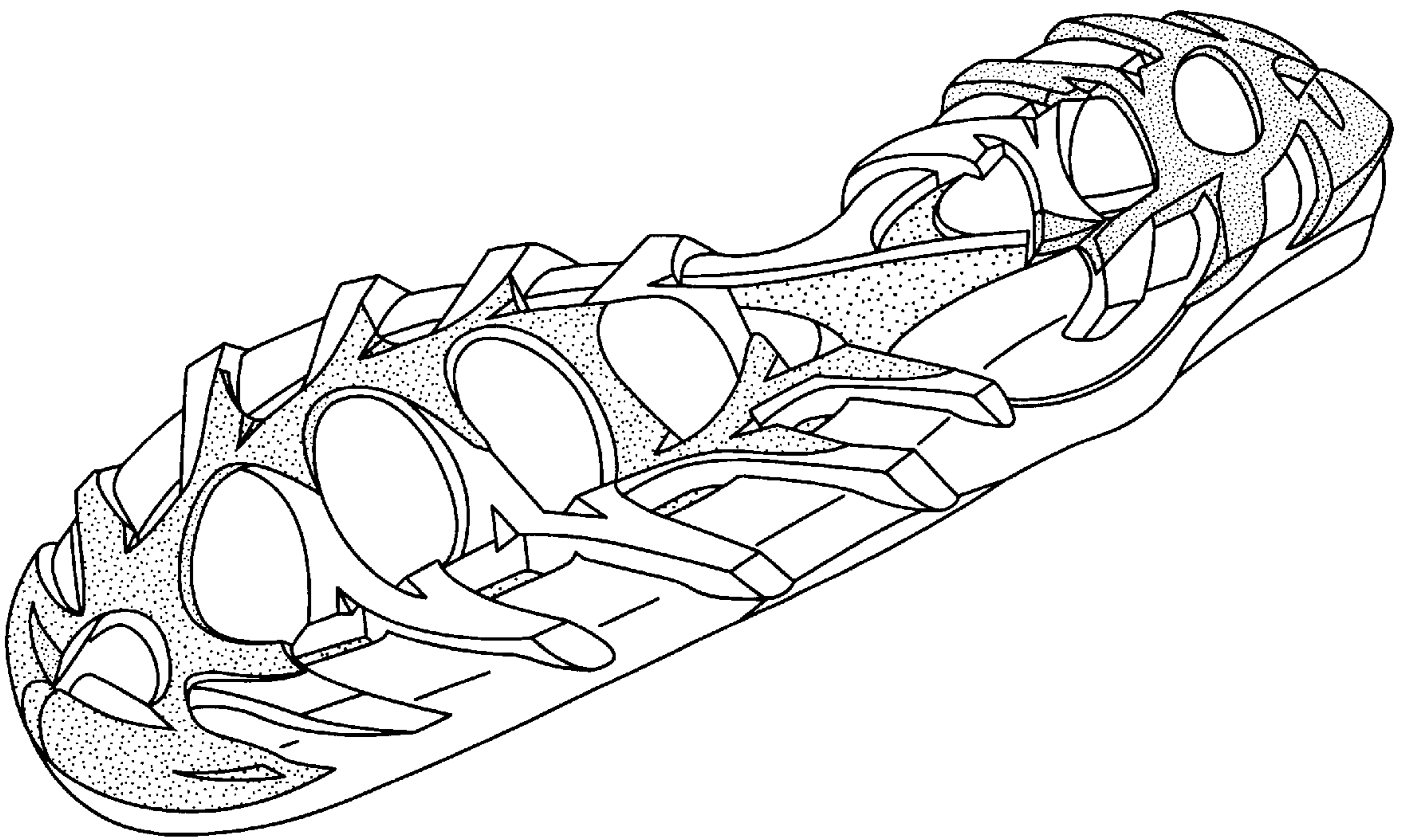


FIG. 1

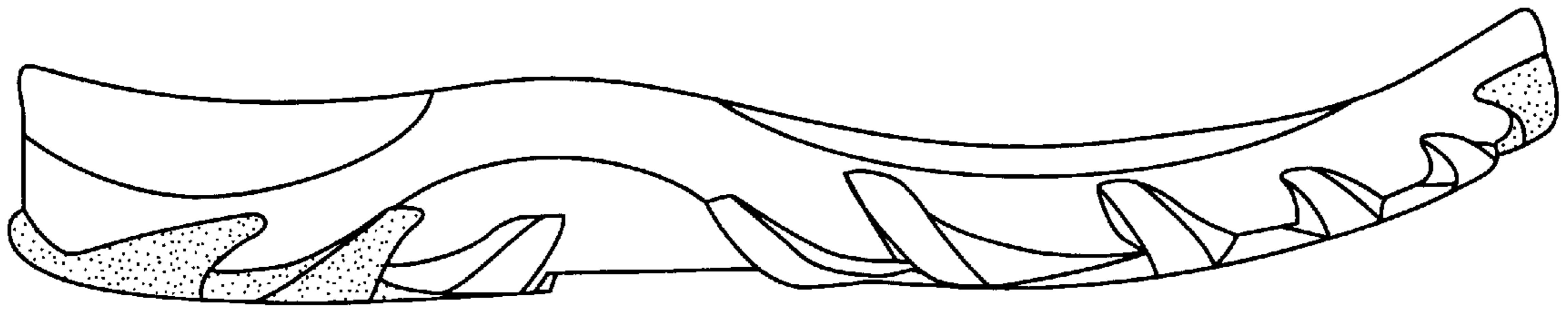


FIG. 2




FIG. 3

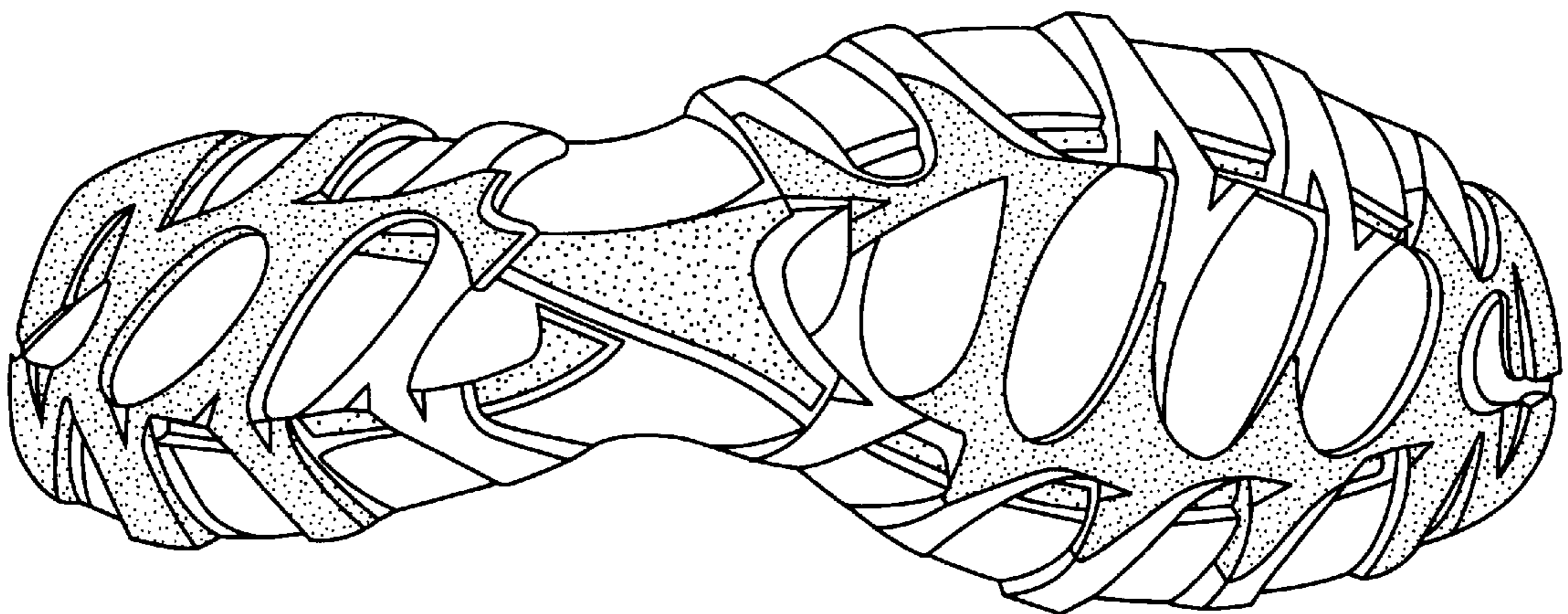


FIG. 4

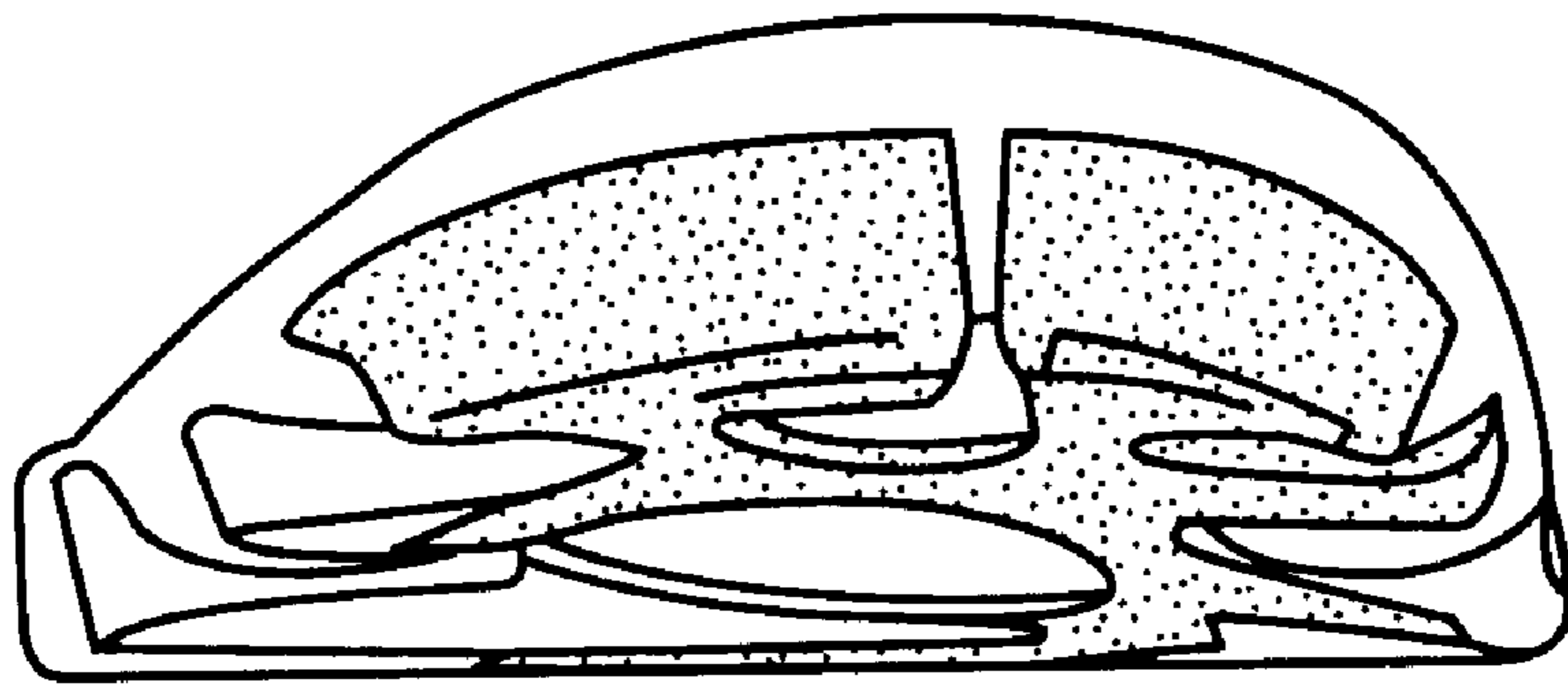


FIG. 5

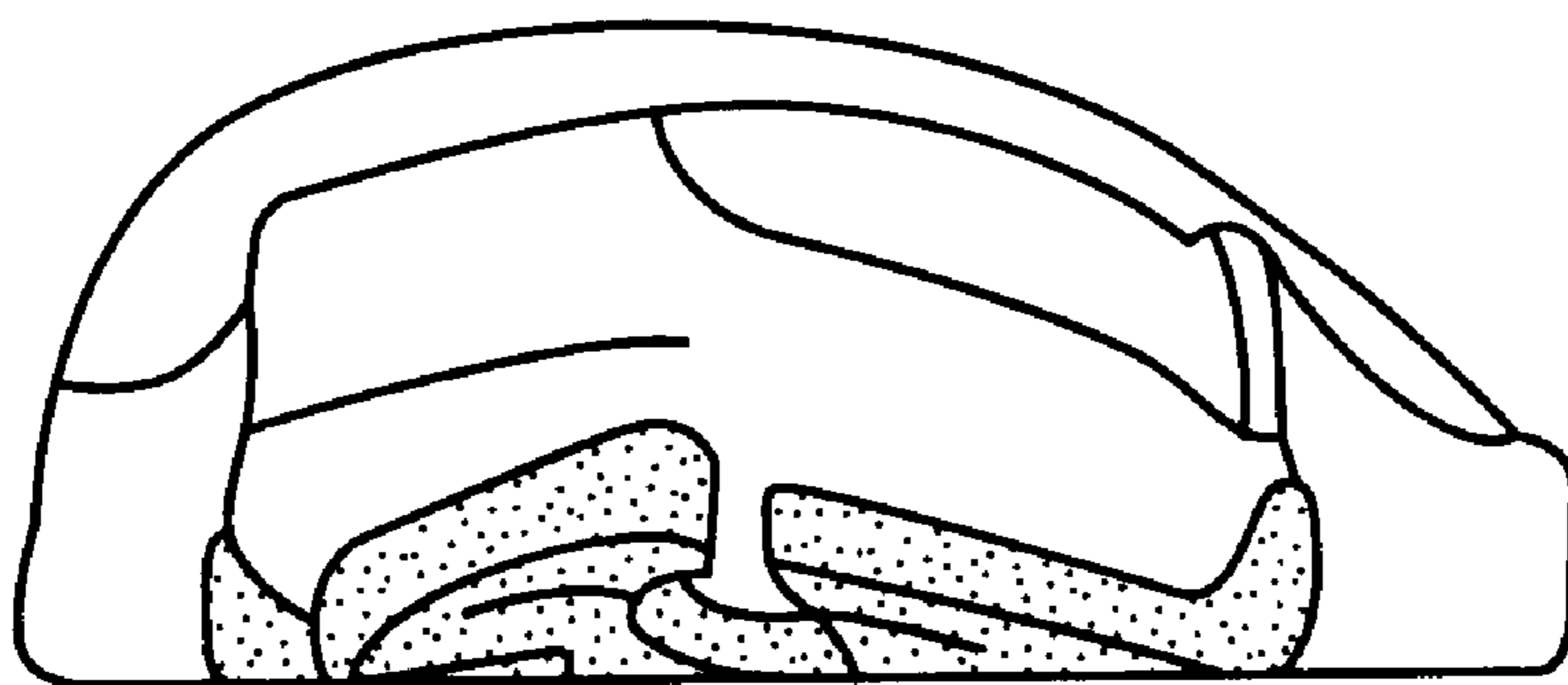


FIG. 6