



US00D473365S

(12) **United States Design Patent**
Bias

(10) **Patent No.:** **US D473,365 S**

(45) **Date of Patent:** **** Apr. 22, 2003**

(54) **ELASTIC CAP**

(76) **Inventor:** **Richard J. Bias**, 5600 Gibson Blvd.
SE., Unit 265, Albuquerque, NM (US)
87108

(**) **Term:** **14 Years**

(21) **Appl. No.:** **29/164,151**

(22) **Filed:** **Jul. 17, 2002**

(51) **LOC (7) Cl.** **02-03**

(52) **U.S. Cl.** **D2/867**

(58) **Field of Search** D2/865, 866, 868,
D2/869, 876, 880, 883, 884, 889; 2/171,
181, 195.1, 209.11, 209.12, 209.13, 68

(56) **References Cited**

U.S. PATENT DOCUMENTS

D110,933 S	*	8/1938	Steffen	D2/869
3,447,164 A	*	6/1969	Greenhouse	2/68
D291,381 S	*	8/1987	Fender	D2/876
D369,900 S	*	5/1996	Doleva et al.	D2/869
6,014,776 A	*	1/2000	DeVinzio	2/207

OTHER PUBLICATIONS

Illustrations of durags from Image Impact, BeWild, Treasured Locks, The In Look, and Hip Hop Closet undated.
Illustrations of wave caps from Imchhique Intl, Wavecaps.com undated.

Illustrations of sleep caps from Just In Time, Maverick Wear undated.

Illustrations of surgeon's caps from APSI Technologies undated.

* cited by examiner

Primary Examiner—Robert M. Spear
Assistant Examiner—Mimosa De
(74) *Attorney, Agent, or Firm*—John R. Lansdowne

(57) **CLAIM**

The ornamental design for an elastic cap, as shown and described.

DESCRIPTION

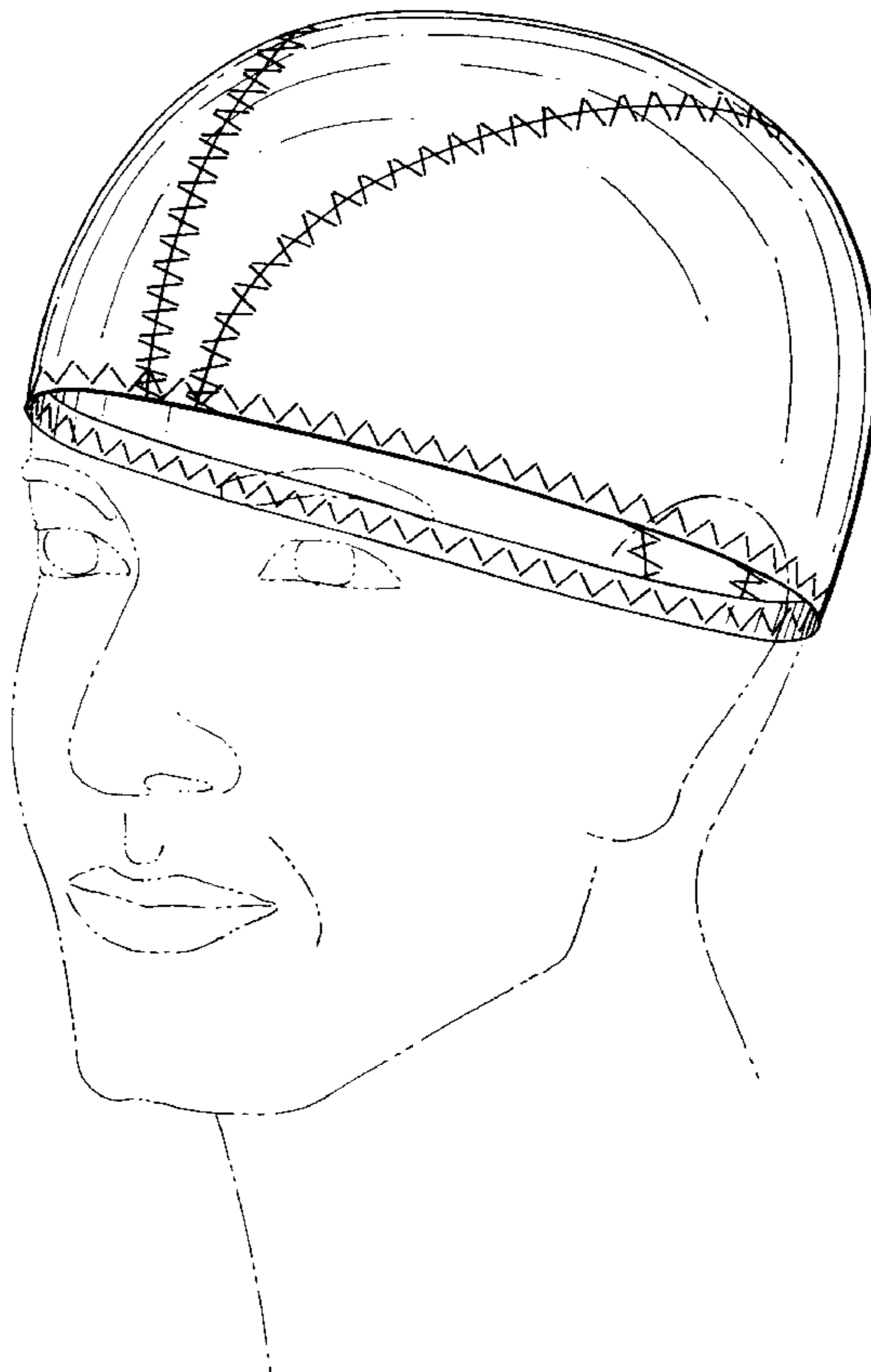
FIG. 1 is a perspective view of an elastic cap showing my new design;

FIG. 2 is a top plan view thereof; and,

FIG. 3 is a side elevation view thereof.

The broken line showing of the human head in FIG. 1 is for illustrative purposes only and forms no part of the claimed design.

1 Claim, 2 Drawing Sheets



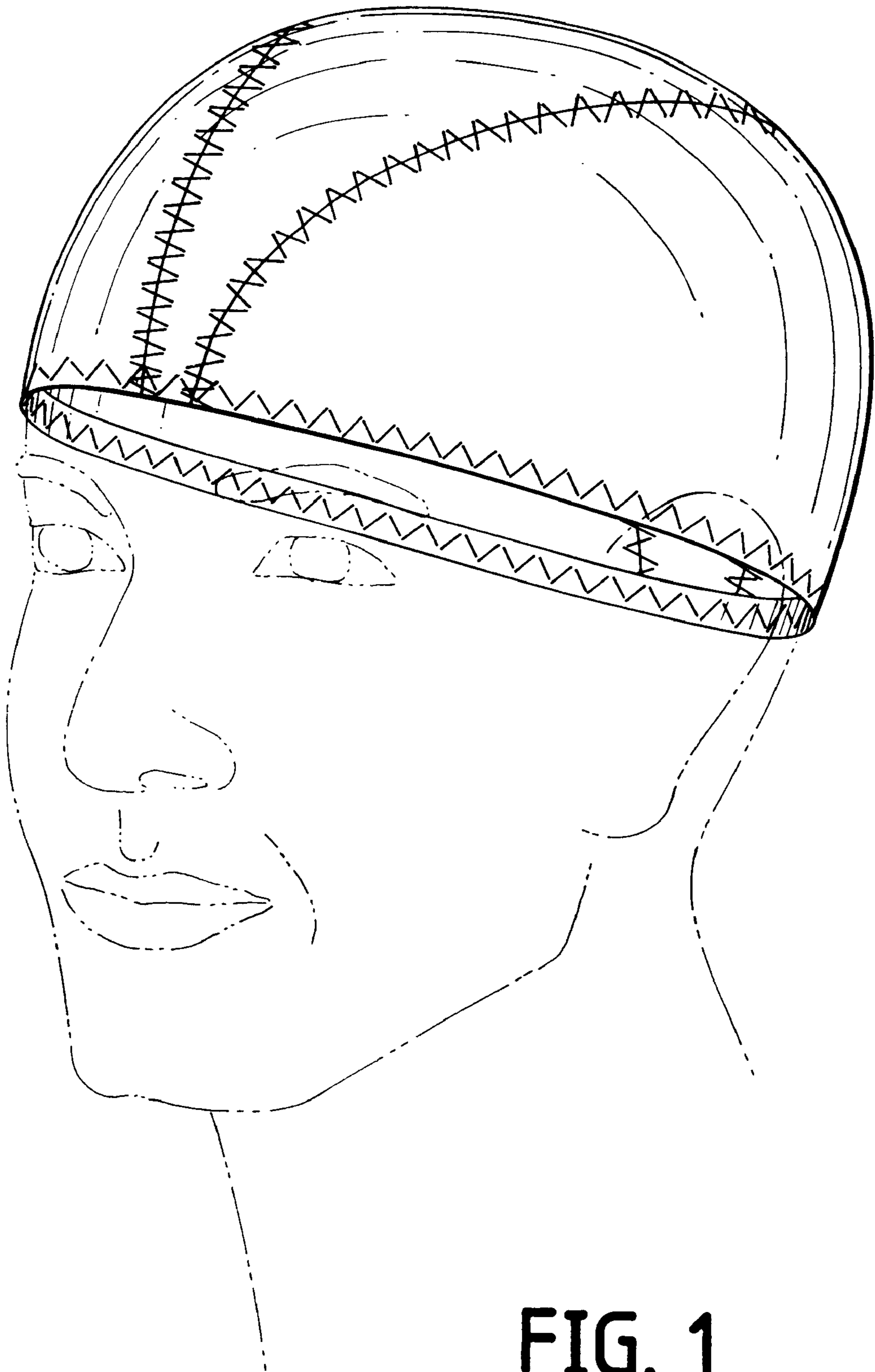


FIG. 1

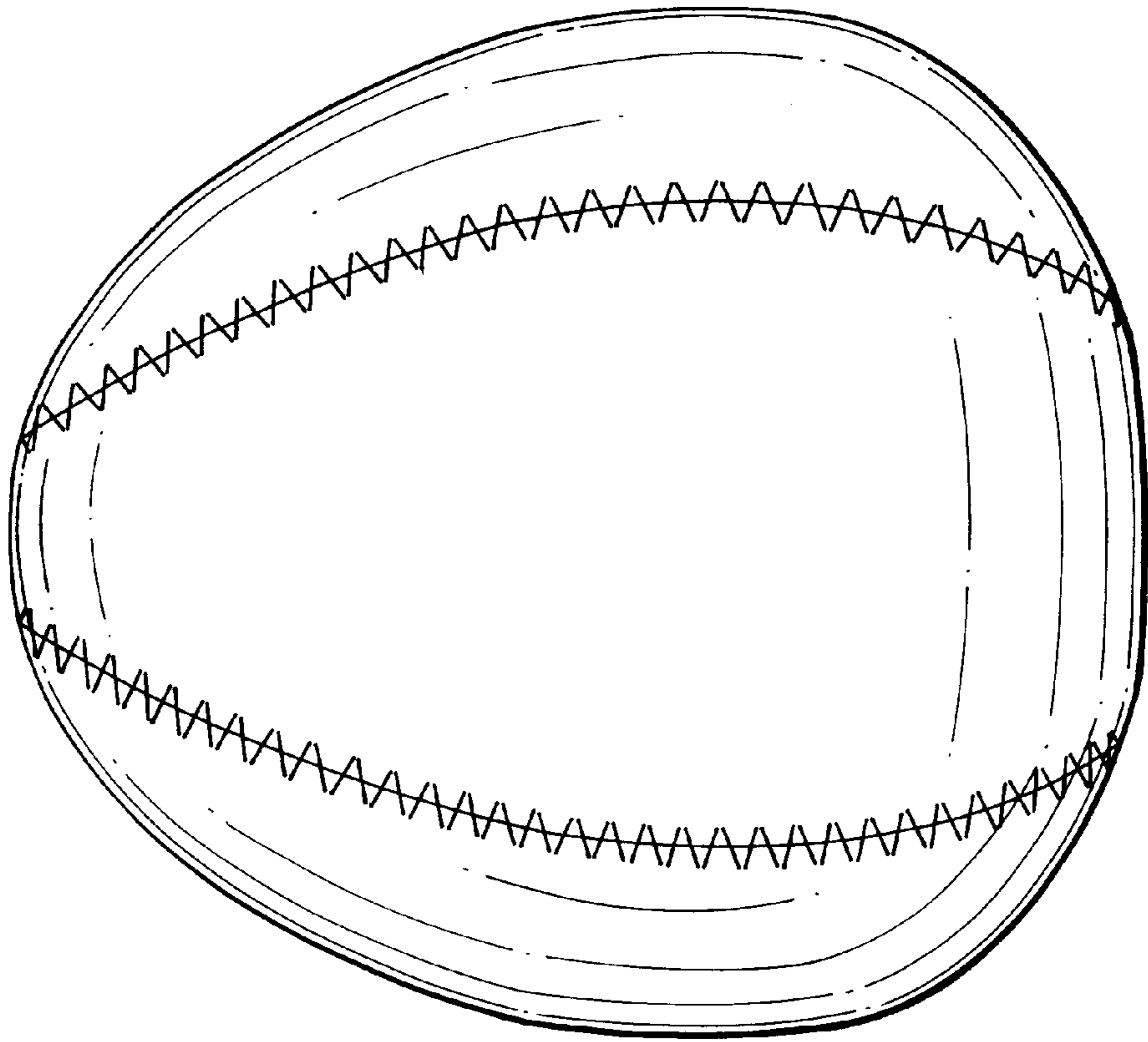


FIG. 2

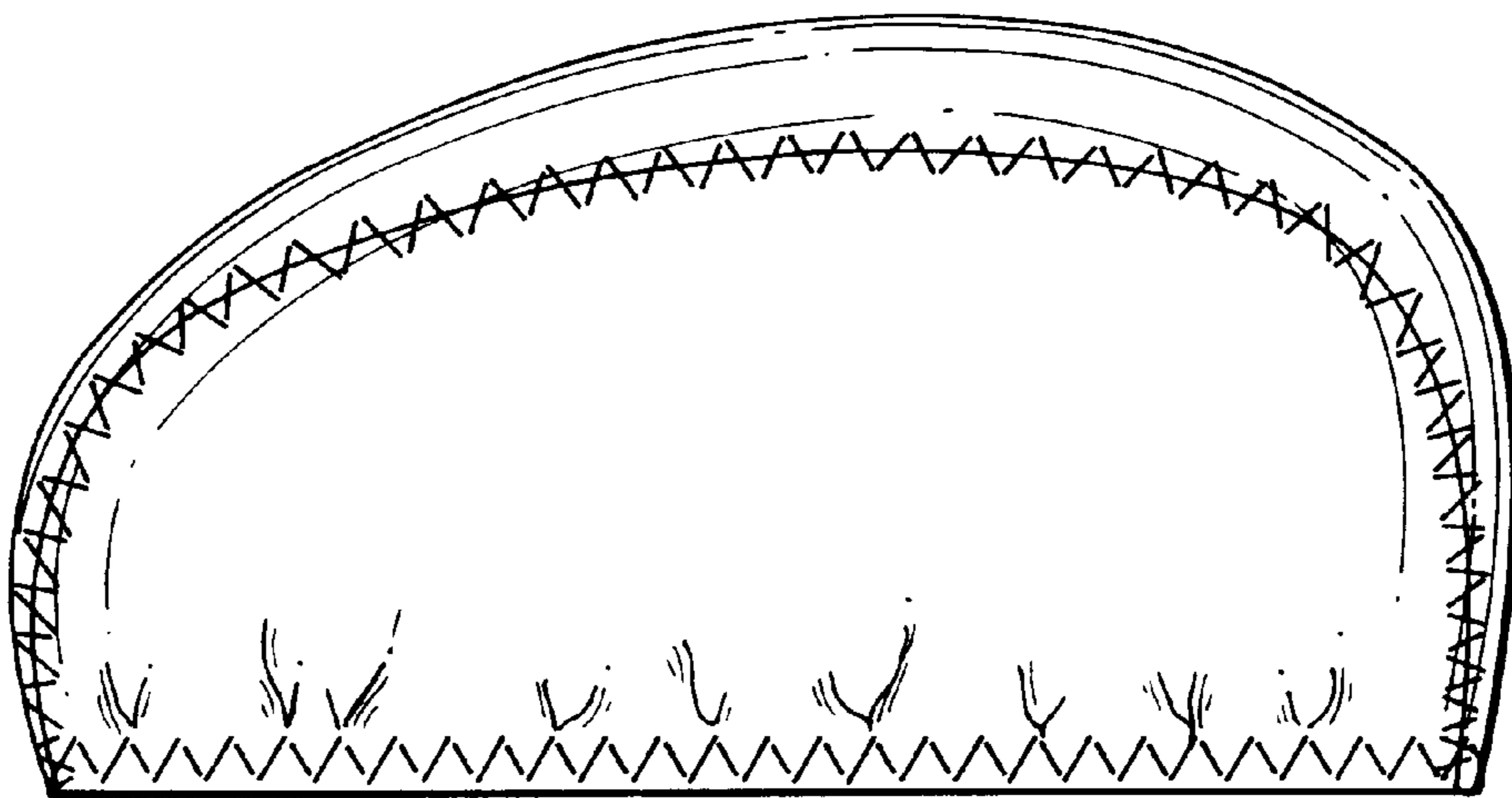


FIG. 3