



US00D473351S

(12) **United States Design Patent**
Critchley

(10) **Patent No.:** **US D473,351 S**

(45) **Date of Patent:** **** Apr. 15, 2003**

(54) **LITTER BOX COVER**

(76) **Inventor:** **Sharon Critchley**, 30837 Apawamis Dr., Sorrento, FL (US) 32776

(**) **Term:** **14 Years**

(21) **Appl. No.:** **29/149,617**

(22) **Filed:** **Oct. 15, 2001**

(51) **LOC (7) Cl.** **30-99**

(52) **U.S. Cl.** **D30/161; D30/111; D30/112**

(58) **Field of Search** **D30/108-109, D30/110-117, 119, 158-160, 161; 119/161-170, 428-429, 431-433, 482, 496-497, 500-502, 52.3, 57.8, 57.9, 453**

(56) **References Cited**

U.S. PATENT DOCUMENTS

85,557	A	*	1/1869	Bent	119/482
D80,178	S	*	12/1929	Kidwell	D30/161
D87,460	S	*	8/1932	Cook	D30/110
D104,059	S	*	4/1937	Bensel	D30/161
D134,429	S	*	11/1942	Steelman	D30/161
D190,329	S	*	5/1961	Bley	D30/111
D224,685	S	*	8/1972	Michlap et al.	D30/117
3,792,685	A	*	2/1974	Wiener	119/432
3,865,425	A	*	2/1975	French	119/500
D234,521	S	*	3/1975	Fry	D30/110
3,945,344	A	*	3/1976	Melrath	119/57.8
4,348,982	A	*	9/1982	Selby	119/168
D298,672	S	*	11/1988	Herbst	D30/161
4,884,527	A	*	12/1989	Skirvin	119/168
D311,795	S	*	10/1990	Mannschreck	D30/161
5,046,457	A	*	9/1991	Ashcroft et al.	119/168

D335,369	S	*	5/1993	Gravelle	D30/111
5,289,800	A	*	3/1994	Walton	119/166
D347,304	S	*	5/1994	Hellem	D30/161
D366,541	S	*	1/1996	Bradburn et al.	D30/112
5,551,371	A	*	9/1996	Markey et al.	119/165
D377,406	S	*	1/1997	McKinstry	D30/161
D377,549	S	*	1/1997	Long et al.	D30/161
D425,674	S	*	5/2000	Dykens	D30/112
D432,593	S	*	10/2000	Naughton	D30/110
D433,199	S	*	10/2000	Goldberg	D30/110
D450,891	S	*	11/2001	Hongo et al.	D30/108

* cited by examiner

Primary Examiner—Cathy Anne MacCormac
(74) *Attorney, Agent, or Firm*—Elsie C. Turner

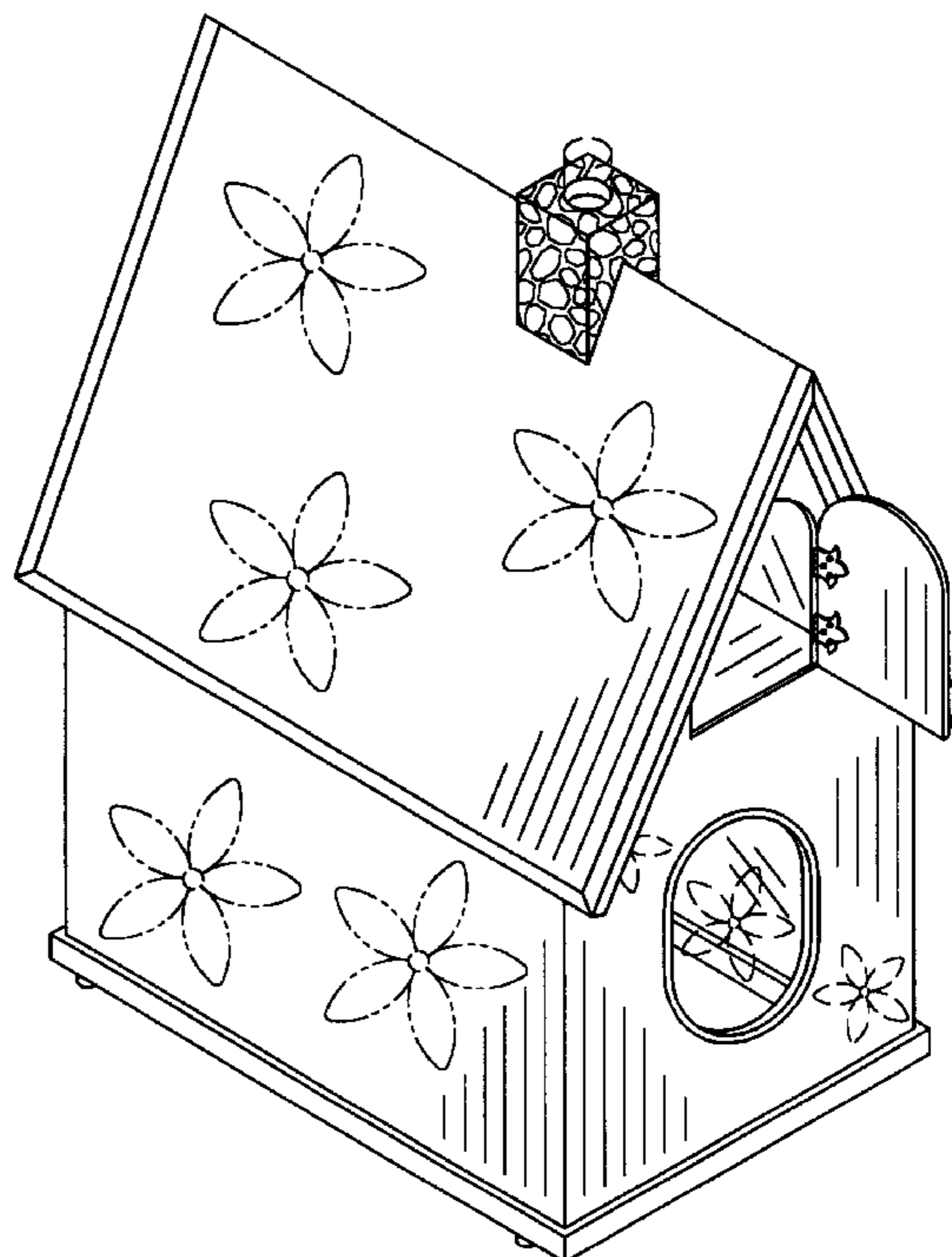

(57) **CLAIM**

The ornamental design for a litter box cover, as shown and described.

DESCRIPTION

FIG. 1 is a perspective view of my new design for a litter box cover, the floral surface decoration and chimney well insert in phantom being no part of the design; FIG. 2 is another perspective view thereof, showing the hinged door of FIG. 1 in an open position, revealing an attic floor for storage; FIG. 3 is a front elevational view of FIG. 1; FIG. 4 is a rear elevational view of FIG. 1; FIG. 5 is a left side elevational of FIG. 1; FIG. 6 is a right side elevational view of FIG. 1; FIG. 7 is a top plan view of FIG. 1; and, FIG. 8 is a bottom plan view of FIG. 1.

1 Claim, 2 Drawing Sheets






FIG. 1




FIG. 3




FIG. 4




FIG. 2




FIG. 5




FIG. 6




FIG. 7




FIG. 8