



US00D473343S

(12) **United States Design Patent**
Carruba et al.

(10) **Patent No.:** **US D473,343 S**

(45) **Date of Patent:** **** Apr. 15, 2003**

(54) **VIBRATING SCRUBBER**

(75) Inventors: **Paul J. Carruba**, Baldwin, NY (US);
Vito James Carlucci, Stratford, CT (US)

(73) Assignee: **Conair CIP, Inc.**, Stamford, CT (US)

(**) Term: **14 Years**

(21) Appl. No.: **29/153,594**

(22) Filed: **Jan. 10, 2002**

(51) **LOC (7) Cl.** **28-03**

(52) **U.S. Cl.** **D28/63; D24/214; D24/215; D28/7; D32/51**

(58) **Field of Search** D4/100, 114, 121, D4/127, 129, 132, 137, 138; D24/214, 215, 147; D28/7, 63, 57-59; 15/22.1, 28, 143.1, 210.1, 244.1, 244.4; 401/6, 8, 196, 198, 205, 266; 601/46, 48, 72, 73, 80, 84, 114, 136-138; D32/51

(56) **References Cited**

U.S. PATENT DOCUMENTS

| | | | | |
|-------------|---|---------|-----------------|----------|
| 455,567 A | * | 7/1891 | Kraft | 401/6 X |
| 1,234,619 A | * | 7/1917 | Broad | 601/79 |
| D136,599 S | * | 11/1943 | Yoshihawa | D4/121 |
| D180,848 S | | 8/1957 | Scholl | |
| 2,922,180 A | * | 1/1960 | Render | 15/244.1 |
| D215,876 S | * | 11/1969 | Linke | D32/51 |
| 3,491,397 A | | 1/1970 | Hesener | |
| 3,568,237 A | | 3/1971 | Rhodes | |
| 3,705,578 A | | 12/1972 | Cutler et al. | |
| 3,727,607 A | | 4/1973 | Dill | |
| 3,779,238 A | | 12/1973 | Cutler et al. | |
| 3,943,921 A | | 3/1976 | Colk | |
| 4,055,169 A | | 10/1977 | Baker et al. | |
| D247,212 S | * | 2/1978 | Welch | D32/51 |
| 4,098,266 A | | 7/1978 | Muchisky et al. | |
| D250,229 S | * | 11/1978 | Werner | D4/127 |
| 4,299,005 A | | 11/1981 | Brown | |
| 4,381,766 A | | 5/1983 | Avolio | |

| | | | | |
|-------------|---|---------|-----------------|------------|
| 4,508,108 A | | 4/1985 | Miyaoka | |
| D305,481 S | * | 1/1990 | Bruno et al. | D4/132 |
| D323,568 S | | 1/1992 | Hackler | |
| 5,090,402 A | | 2/1992 | Bazin et al. | |
| 5,125,398 A | | 6/1992 | Horton | |
| D334,095 S | | 3/1993 | Beets et al. | |
| 5,240,339 A | | 8/1993 | DeForest et al. | |
| D343,924 S | | 2/1994 | Kaplan | |
| 5,388,700 A | | 2/1995 | Per-Lee | |
| 5,471,695 A | | 12/1995 | Aiyar | |
| D371,219 S | | 6/1996 | Bouchez | |
| D375,382 S | | 11/1996 | Beeler et al. | |
| D376,912 S | | 12/1996 | Stein | |
| 5,640,737 A | | 6/1997 | Boggs | |
| D381,771 S | | 7/1997 | Chern | |
| 5,673,455 A | | 10/1997 | Per-Lee et al. | |
| D387,480 S | | 12/1997 | Esraelian | |
| D388,535 S | | 12/1997 | Per-Lee | |
| D391,671 S | | 3/1998 | Spencer | |
| D394,108 S | | 5/1998 | Ebert | |
| D408,944 S | | 4/1999 | Petschow | |
| 5,960,509 A | * | 10/1999 | Wu | 15/244.1 X |
| D448,114 S | | 9/2001 | Faust et al. | |

* cited by examiner

Primary Examiner—Alan P. Douglas

Assistant Examiner—Lavone Tabor

(74) *Attorney, Agent, or Firm*—Ohlandt, Greeley, Ruggiero & Perle, LLP

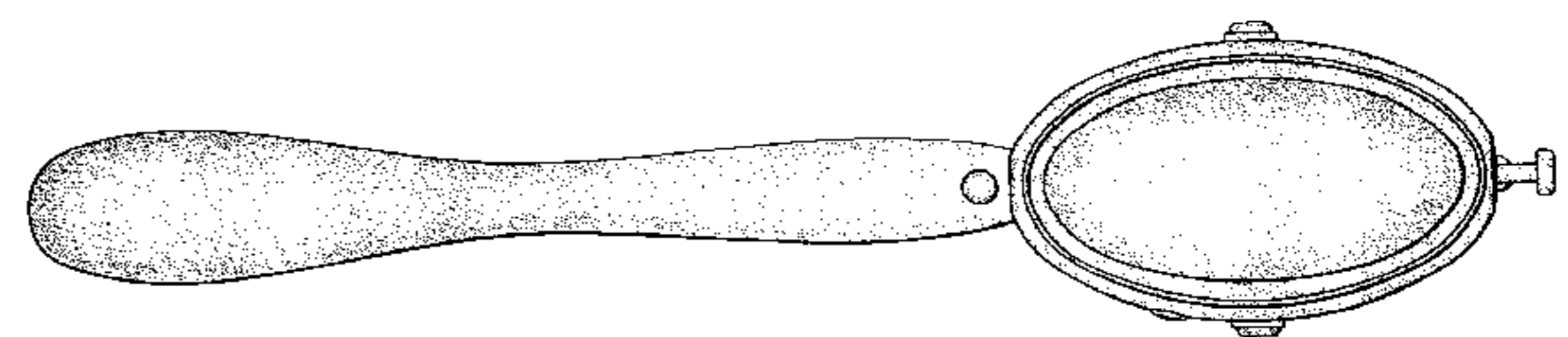
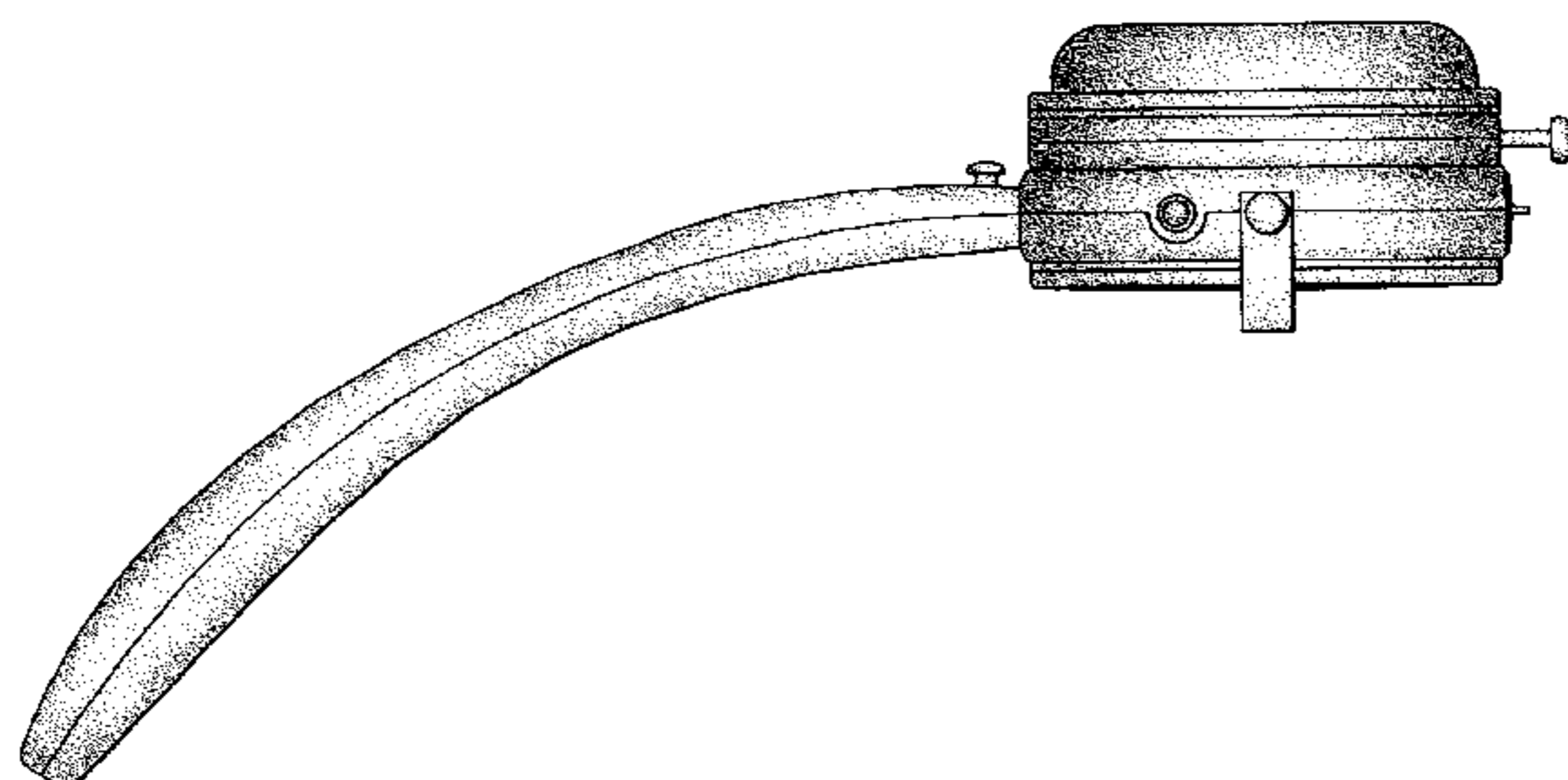
(57) **CLAIM**

The ornamental design for a vibrating scrubber, as shown and described.

DESCRIPTION

FIG. 1 is a side elevational view of a vibrating scrubber showing our new design;
FIG. 2 is a view of the opposite side of FIG. 1;
FIG. 3 is a top plan view of FIG. 1;
FIG. 4 is a bottom plan view of FIG. 1;
FIG. 5 is a left end elevational view of FIG. 1; and,
FIG. 6 is a right end elevational view of FIG. 1.

1 Claim, 3 Drawing Sheets



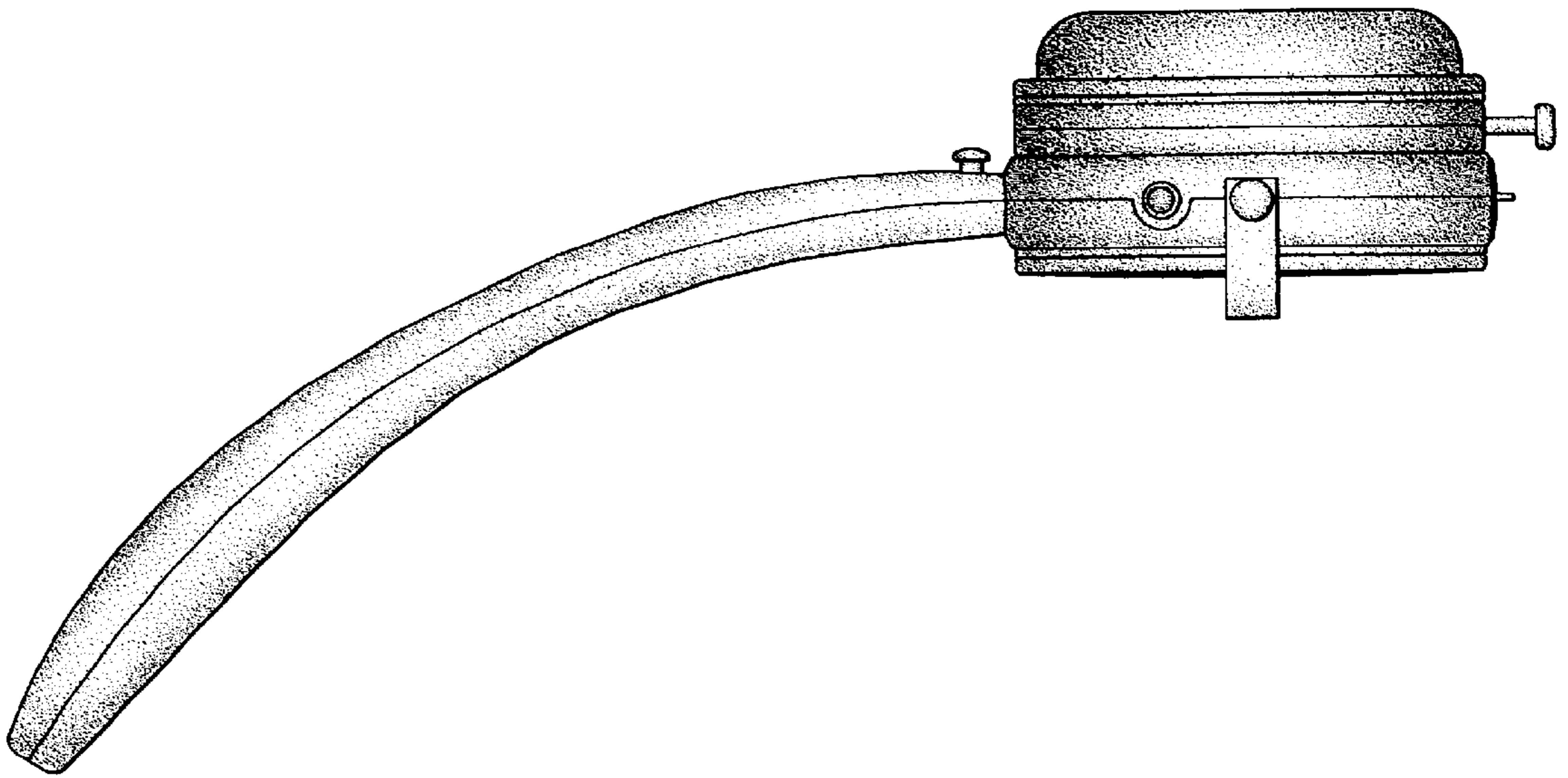


FIG. 1

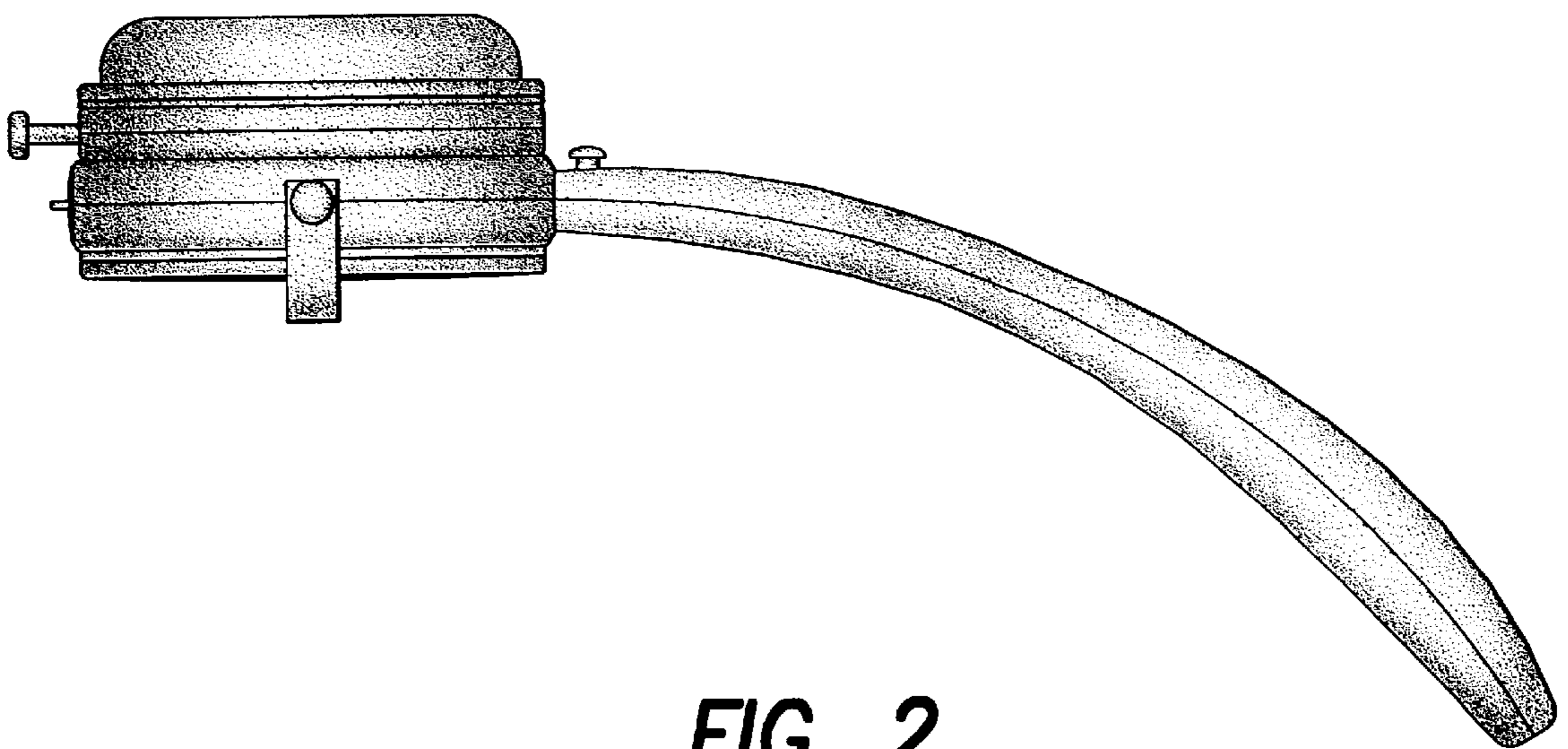


FIG. 2

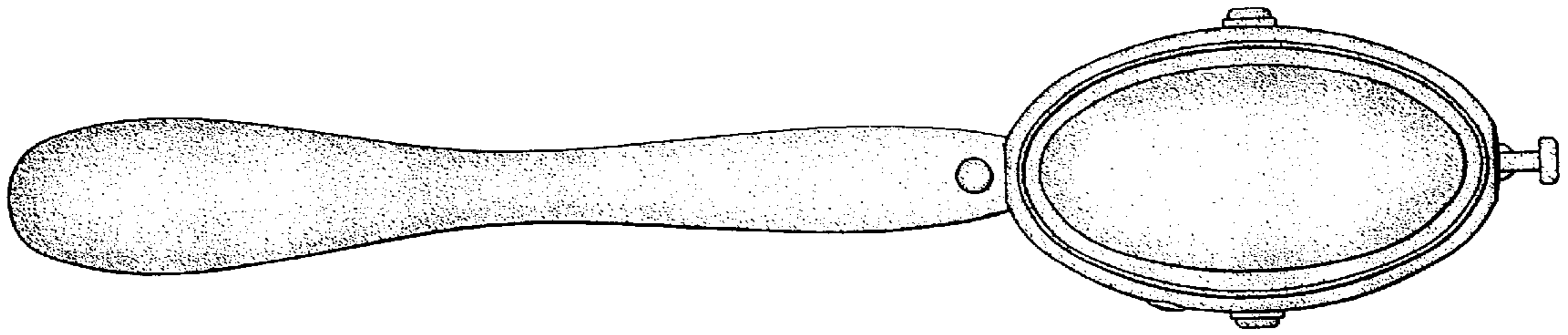


FIG. 3

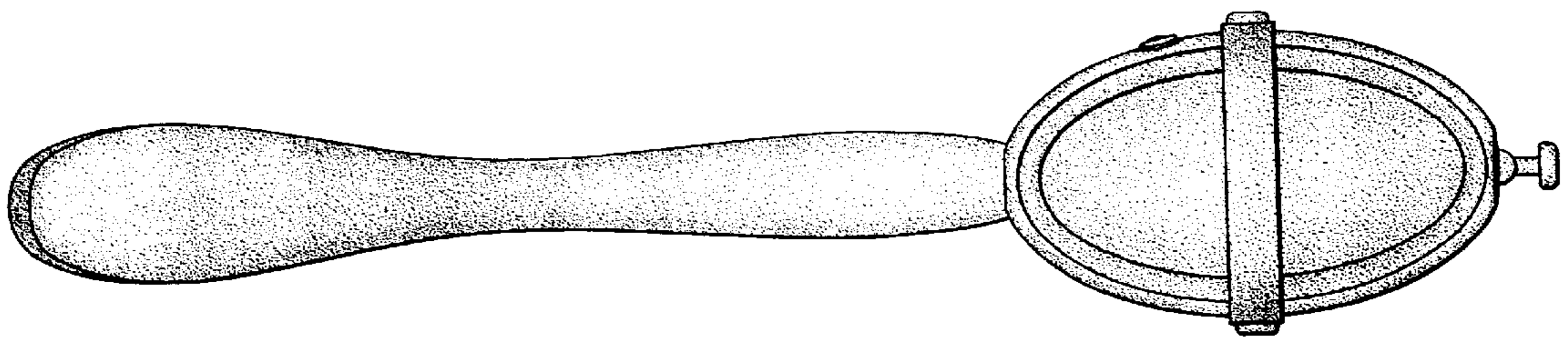


FIG. 4

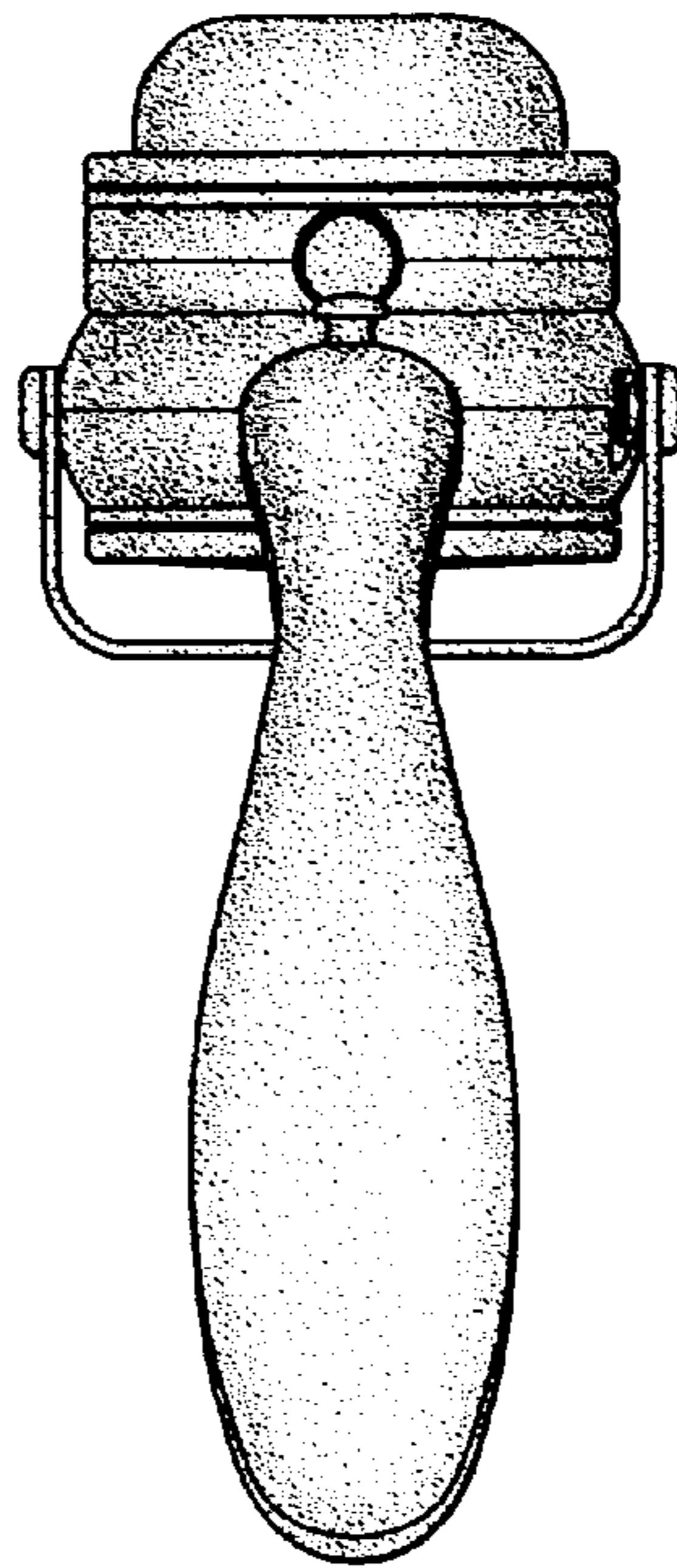


FIG. 5




FIG. 6