



US00D473326S

(12) **United States Design Patent**
Phillips

(10) **Patent No.:** **US D473,326 S**

(45) **Date of Patent:** **** Apr. 15, 2003**

- (54) **TAB PORTION OF A SHINGLE**
- (75) Inventor: **John D. Phillips**, Pataskala, OH (US)
- (73) Assignee: **Owens Corning Fiberglas Technology, Inc.**, Summit, IL (US)
- (**) Term: **14 Years**

- D375,563 S 11/1996 Hannah et al.
- D376,660 S 12/1996 Hannah et al.
- 5,611,186 A 3/1997 Weaver
- 5,624,522 A 4/1997 Belt et al.
- D379,672 S 6/1997 Lamb et al.
- 5,660,014 A 8/1997 Stahl et al.
- 5,664,385 A 9/1997 Koschitzky
- 5,666,776 A 9/1997 Weaver et al.

- (21) Appl. No.: **29/156,928**
- (22) Filed: **Mar. 8, 2002**

Related U.S. Application Data

- (60) Continuation of application No. 29/121,010, filed on Mar. 30, 2000, which is a division of application No. 29/092,956, filed on Aug. 31, 1998, now Pat. No. Des. 435,671.
- (51) **LOC (7) Cl.** **25-01**
- (52) **U.S. Cl.** **D25/139**
- (58) **Field of Search** D25/139; 52/518, 52/554, 557, 559

(56) **References Cited**

U.S. PATENT DOCUMENTS

- 1,256,508 A 2/1918 Becker
- 1,295,360 A 2/1919 Overbury
- 1,345,627 A 7/1920 Overbury
- 1,898,989 A 2/1933 Harshberger
- 1,911,014 A 5/1933 Cowan
- 2,196,847 A 4/1940 Austin
- 3,407,357 A 10/1968 Shaw
- 3,919,823 A 11/1975 Bradley
- 4,274,243 A 6/1981 Corbin et al.
- D300,257 S 3/1989 Stahl
- D309,027 S 7/1990 Noone et al.
- D313,278 S 12/1990 Noone
- 5,195,290 A 3/1993 Hulett
- D336,347 S 6/1993 Hannah et al.
- D340,294 S 10/1993 Hannah et al.
- D343,911 S 2/1994 Hulett
- 5,375,387 A 12/1994 Davenport
- 5,405,647 A 4/1995 Grubka et al.
- 5,426,902 A 6/1995 Stahl et al.
- 5,488,807 A 2/1996 Terrenzio et al.
- D369,421 S 4/1996 Kiik et al.

FOREIGN PATENT DOCUMENTS

- CA 66183 6/1990
- CA 38260 3/1991
- CA 68259 3/1991

Primary Examiner—Doris Clark

(74) *Attorney, Agent, or Firm*—Inger H. Eckert; James J. Dottavio

(57) **CLAIM**

The ornamental design for a tab portion of a shingle, as shown and described.

DESCRIPTION

FIG. 1 is a front view of a tab portion of a shingle of the invention;

FIG. 2 is a front view of a second embodiment of a tab portion of a shingle of the invention;

FIG. 3 is a front view of a third embodiment of a tab portion of a shingle of the invention;

FIG. 4 is a front view of a fourth embodiment of a tab portion of a shingle of the invention;

FIG. 5 is a front view of a fifth embodiment of a tab portion of a shingle of the invention;


FIG. 6 is a front view of a sixth embodiment of a tab portion of a shingle of the invention;

FIG. 7 is an end view of the tab portion of a shingle of FIGS. 1 through 6 with the other end view being a mirror image thereof and the top and bottom edges being substantially non-ornamental in design; and,

FIG. 8 is a rear view of the tab portion of a shingle of FIGS. 1 through 6.

The broken line in the figures showing the portions of the tab portion of a shingle is for illustrative purposes only and forms no part of the claimed design.

1 Claim, 3 Drawing Sheets



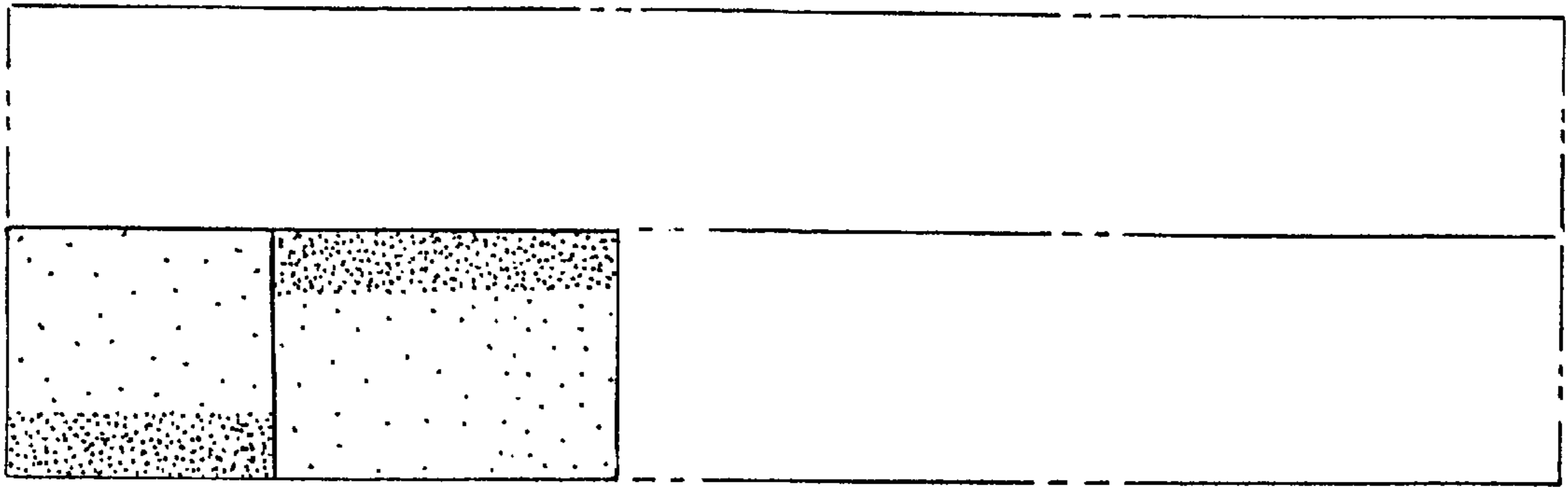


FIG. 1

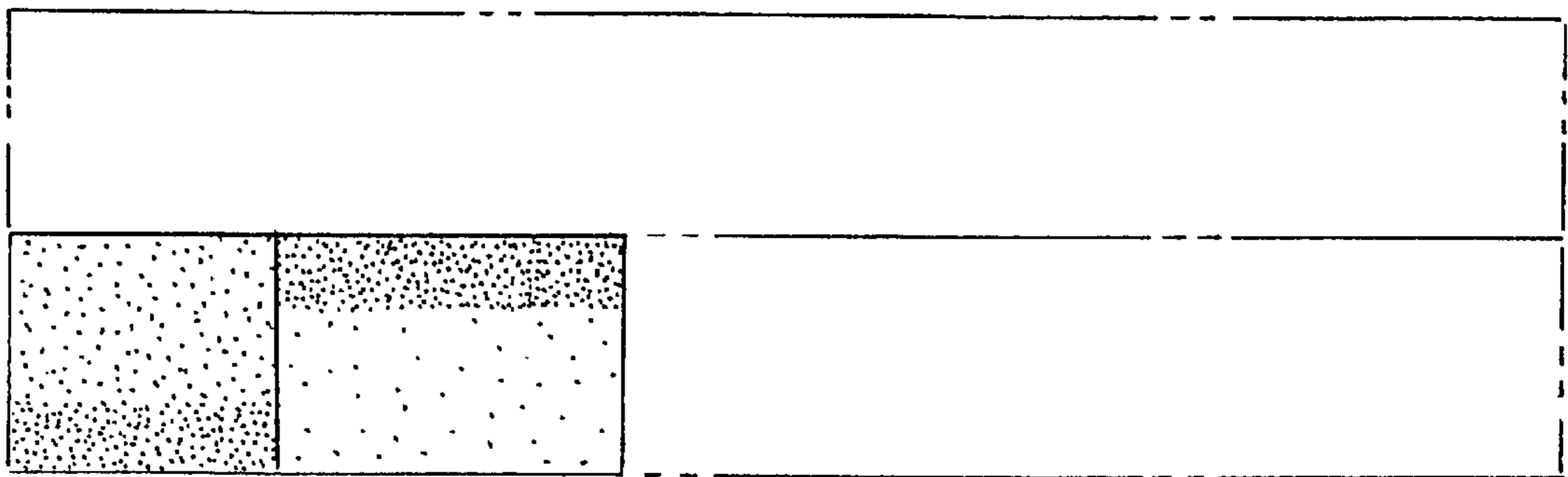


FIG. 2




FIG. 3

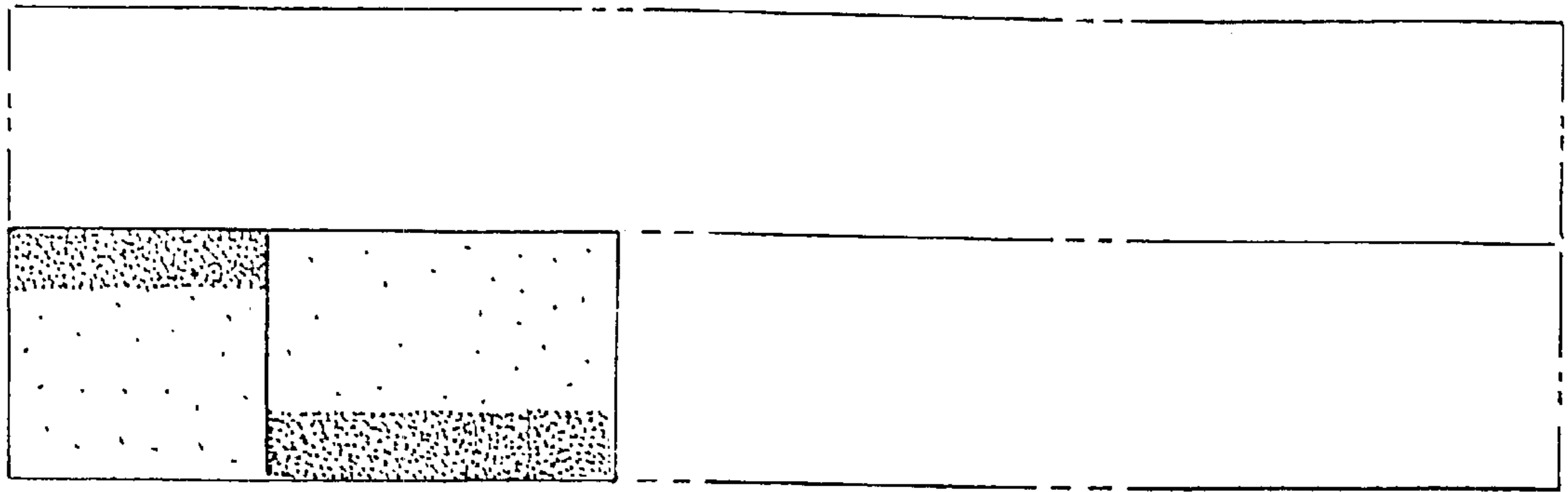


FIG. 4

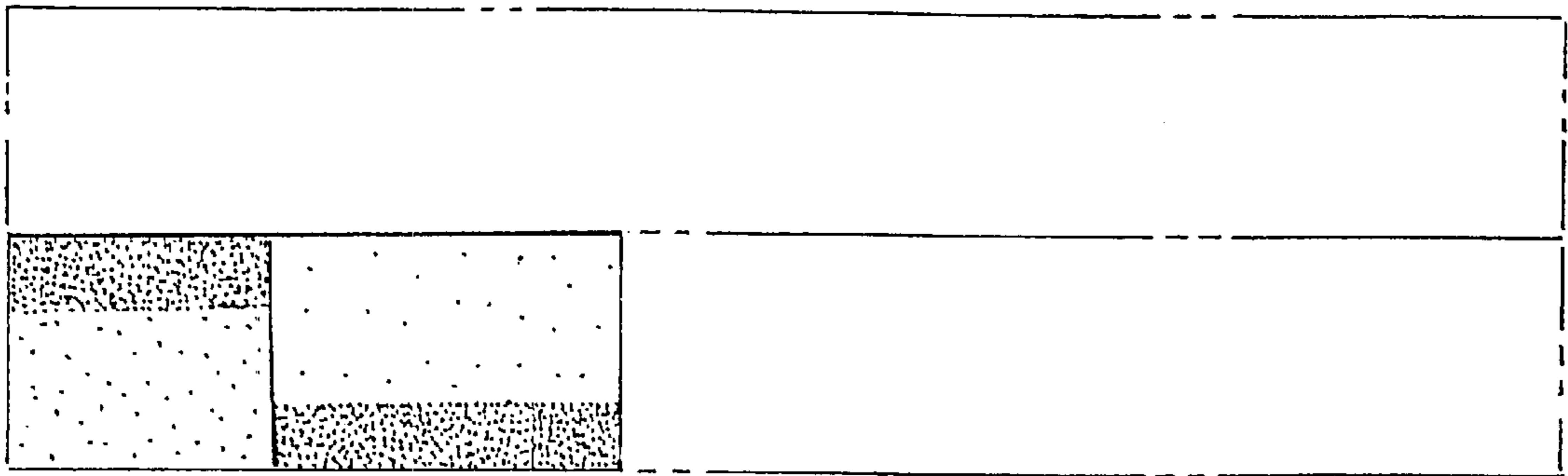


FIG. 5

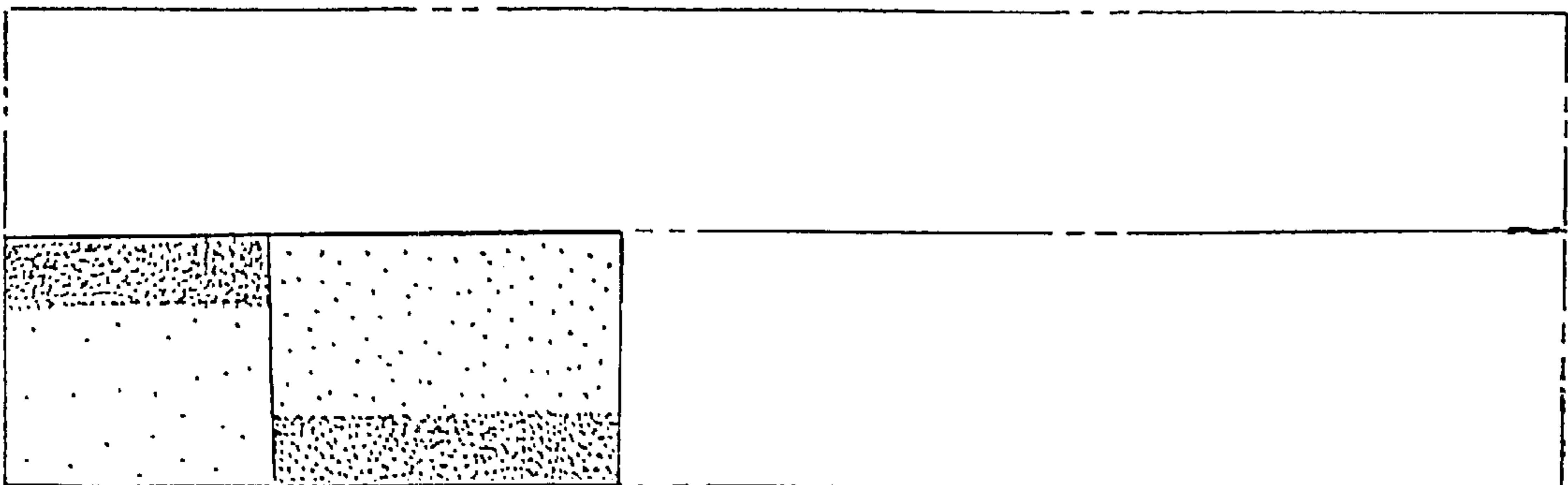


FIG. 6



FIG. 7




FIG. 8