



US00D473317S

(12) **United States Design Patent** (10) **Patent No.:** **US D473,317 S**
Lie (45) **Date of Patent:** **** Apr. 15, 2003**

(54) **FOOT MASSAGER**

D436,180 S * 1/2001 Lie D24/213
D453,836 S * 2/2002 Gillette et al. D24/213

(75) Inventor: **Sen-Nen Lie, Kwun Tong (HK)**

* cited by examiner

(73) Assignee: **Kolvin Industries Limited, Kwun Tong (HK)**

Primary Examiner—Stella Reid

(74) *Attorney, Agent, or Firm*—Merchant & Gould P.C.

(**) Term: **14 Years**

(57) **CLAIM**

(21) Appl. No.: **29/164,405**

The ornamental design for a foot massager, as shown and described.

(22) Filed: **Jul. 23, 2002**

(30) **Foreign Application Priority Data**

Feb. 8, 2002 (HK) 0210211

(51) **LOC (7) Cl.** **28-03**

(52) **U.S. Cl.** **D24/213**

(58) **Field of Search** D24/200, 213;
601/156, 157, 158, 160

DESCRIPTION


FIG. 1 is a front elevational view of an embodiment of a foot massager in accordance with my invention;
FIG. 2 is a rear elevational view thereof;
FIG. 3 is a left elevational view thereof;
FIG. 4 is a right elevational view thereof;
FIG. 5 is a top side elevational view thereof;
FIG. 6 is a bottom side elevational view thereof;
FIG. 7 is a front perspective view thereof;
FIG. 8 is a front perspective view without the cover thereof;
FIG. 9 is a front perspective view with another accessory thereof; and,
FIG. 10 is a rear perspective view with another accessory thereof.

(56) **References Cited**

U.S. PATENT DOCUMENTS

4,620,529 A * 11/1986 Kurosawa 601/157
D330,426 S * 10/1992 Elkerbout D24/213
D363,555 S * 10/1995 Lie D24/213
D364,466 S * 11/1995 Assmann et al. D24/213
D405,535 S * 2/1999 Schulz D24/213

1 Claim, 10 Drawing Sheets






FIG.1




FIG. 2




FIG. 3




FIG. 4

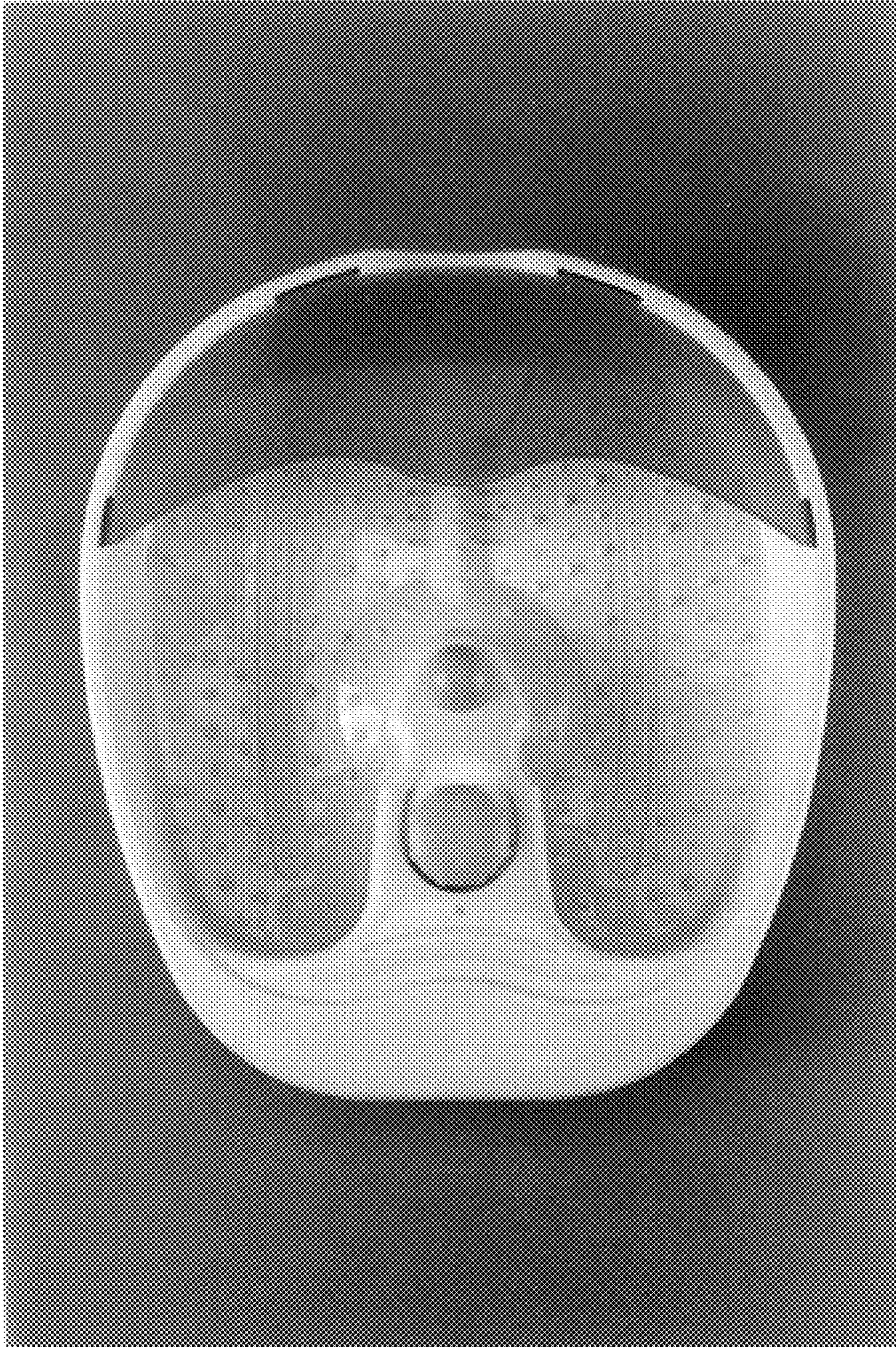


FIG. 5




FIG. 6




FIG. 7




FIG. 8

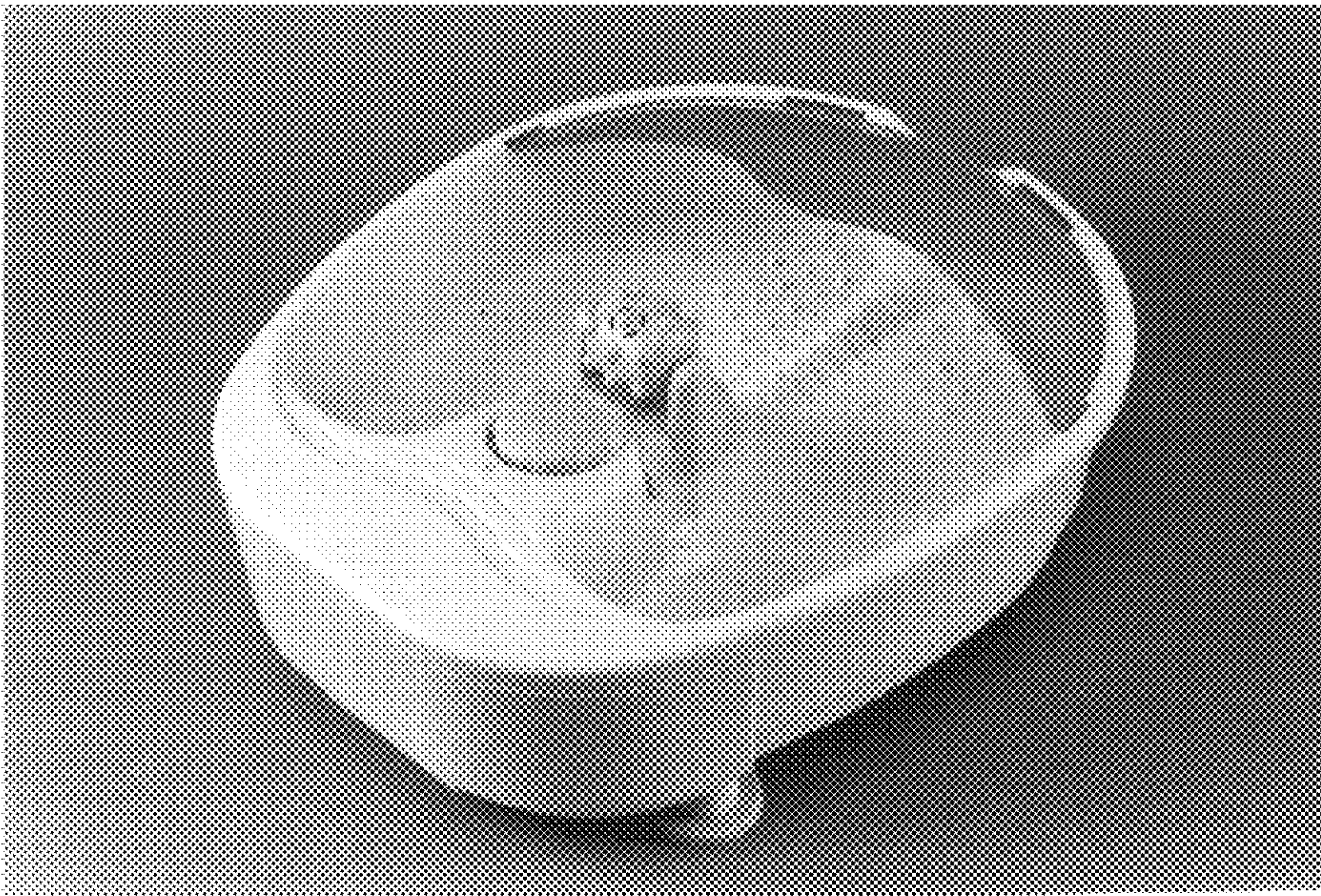


FIG.9

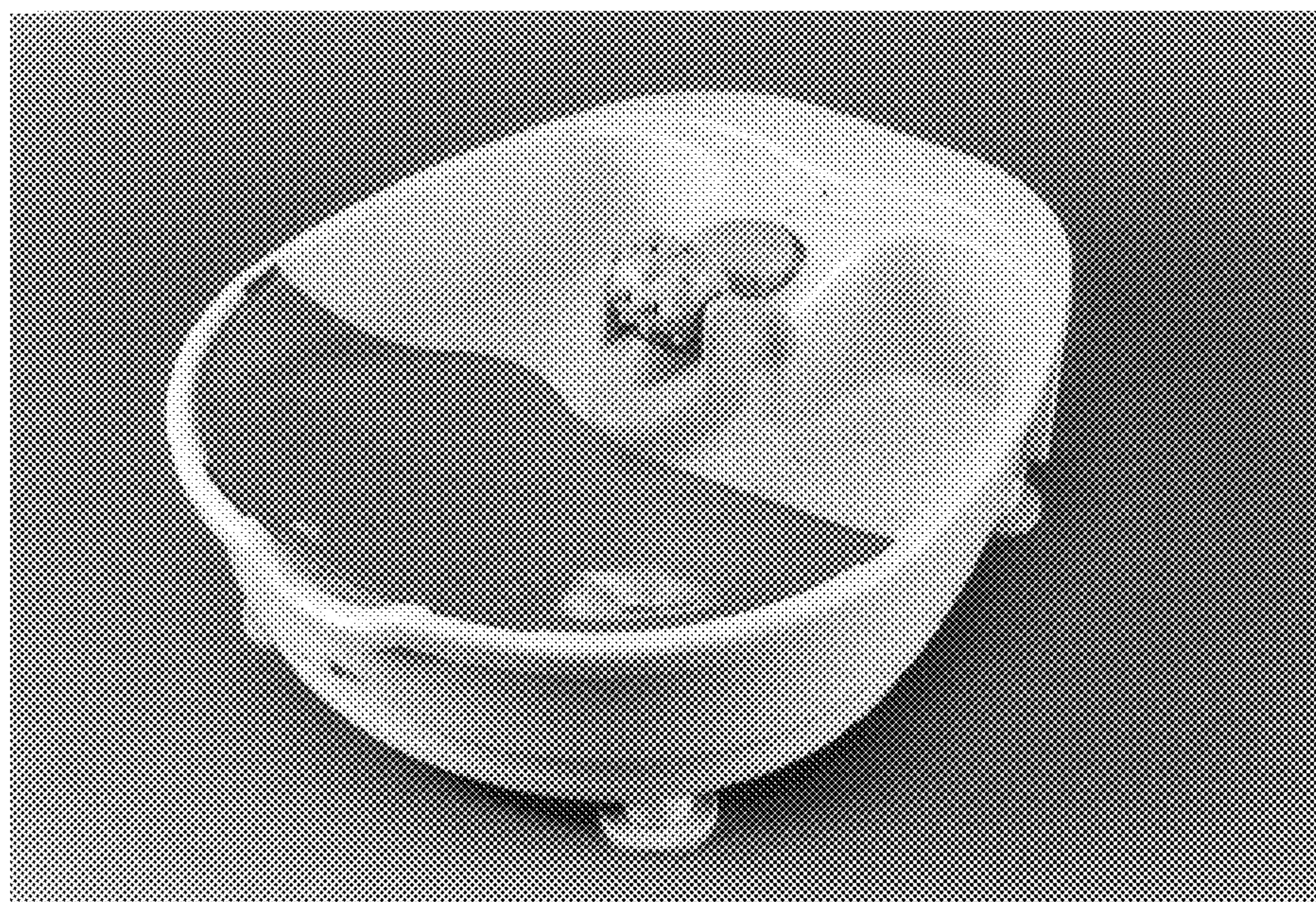


FIG.10