



US00D473295S

(12) **United States Design Patent**  
**Reid**

(10) **Patent No.:** **US D473,295 S**

(45) **Date of Patent:** **\*\* Apr. 15, 2003**

(54) **TOILET SEAT COVER**

(76) **Inventor:** **Crystal E. Reid**, 7030 Delevan, Kansas  
City, KS (US) 66109

(\*\*) **Term:** **14 Years**

(21) **Appl. No.:** **29/162,259**

(22) **Filed:** **Jun. 13, 2002**

(51) **LOC (7) Cl.** ..... **23-02**

(52) **U.S. Cl.** ..... **D23/311**

(58) **Field of Search** ..... D23/303, 309-312;  
4/315, 444, 467, 456, 452, 451, 216-217,  
234, 237-239, 244.3, 245.1, 245.6, DIG. 18;  
D5/37; D6/611

(56) **References Cited**

**U.S. PATENT DOCUMENTS**

D172,535 S \* 7/1954 Feindel ..... D5/37  
D221,270 S \* 7/1971 Fritz ..... D6/661  
D255,152 S \* 5/1980 Woon ..... D5/37

4,589,149 A \* 5/1986 Bassi ..... D6/611 X  
5,619,757 A \* 4/1997 Baratta ..... 4/456 X  
D390,644 S \* 2/1998 Hicks ..... D23/311  
D435,091 S \* 12/2000 Miller ..... D23/311

\* cited by examiner

*Primary Examiner*—Louis S. Zarfes  
*Assistant Examiner*—Robert A. Delehanty

(57) **CLAIM**

The ornamental design for a toilet seat cover, as shown and described.

**DESCRIPTION**

FIG. 1 is a top plan view of a toilet seat cover showing my new design.

FIG. 2 is a bottom plan view of the toilet seat cover.

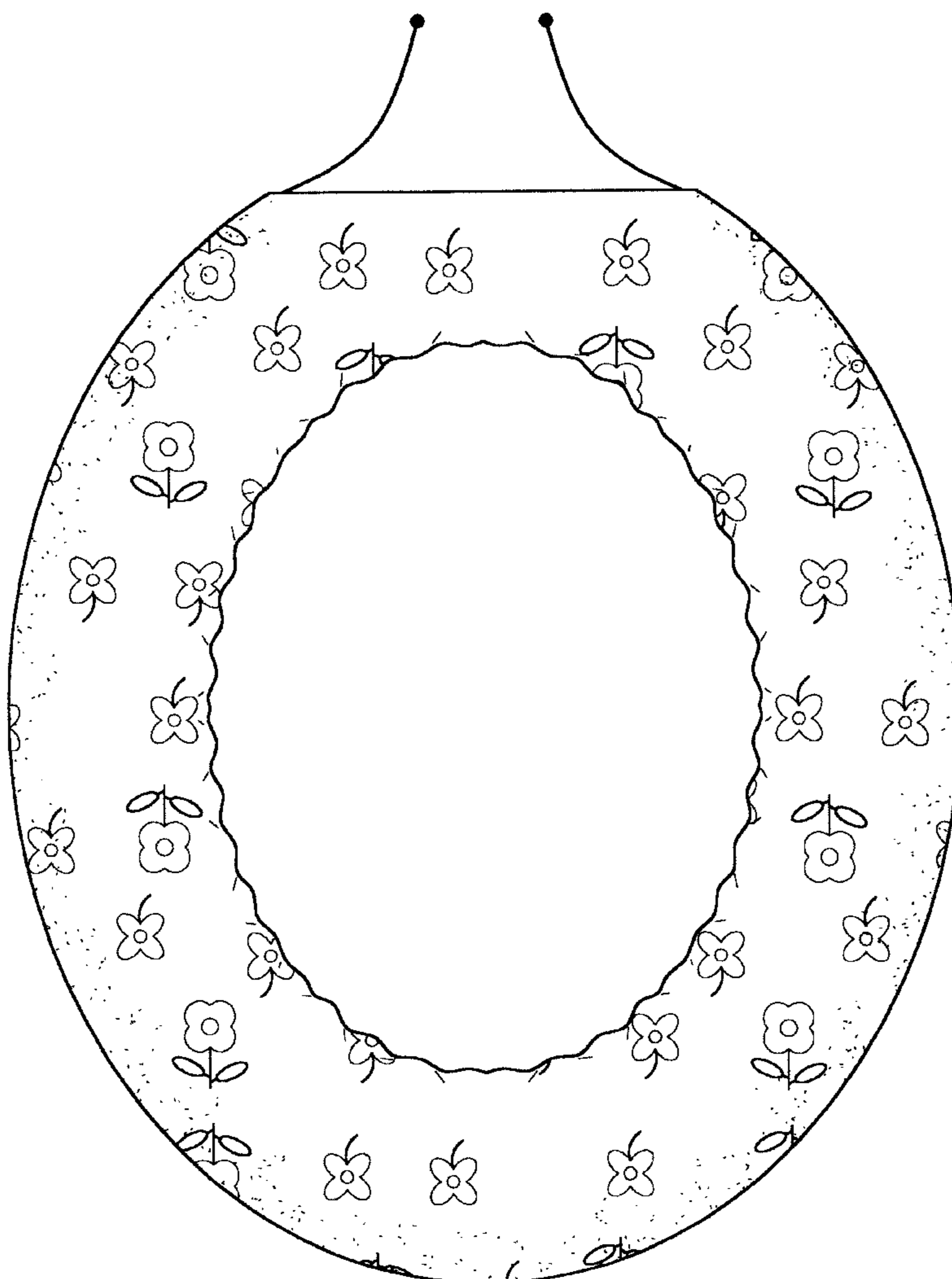
FIG. 3 is a left side elevation view of the toilet seat cover.

FIG. 4 is a right side elevation view of the toilet seat cover.

FIG. 5 is a front elevation view of the toilet seat cover; and,

FIG. 6 is a rear elevation view of the toilet seat cover.

**1 Claim, 4 Drawing Sheets**



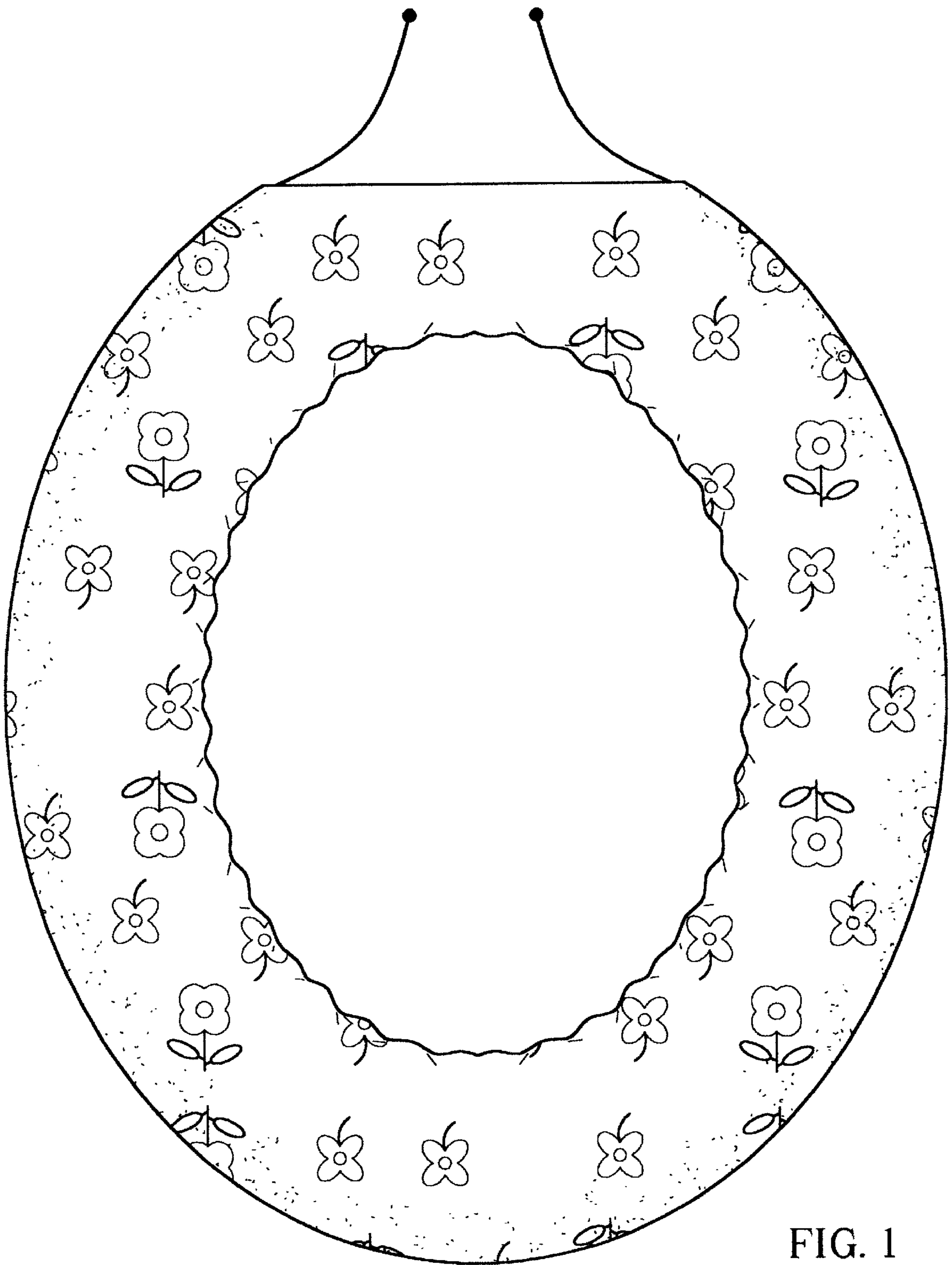


FIG. 1

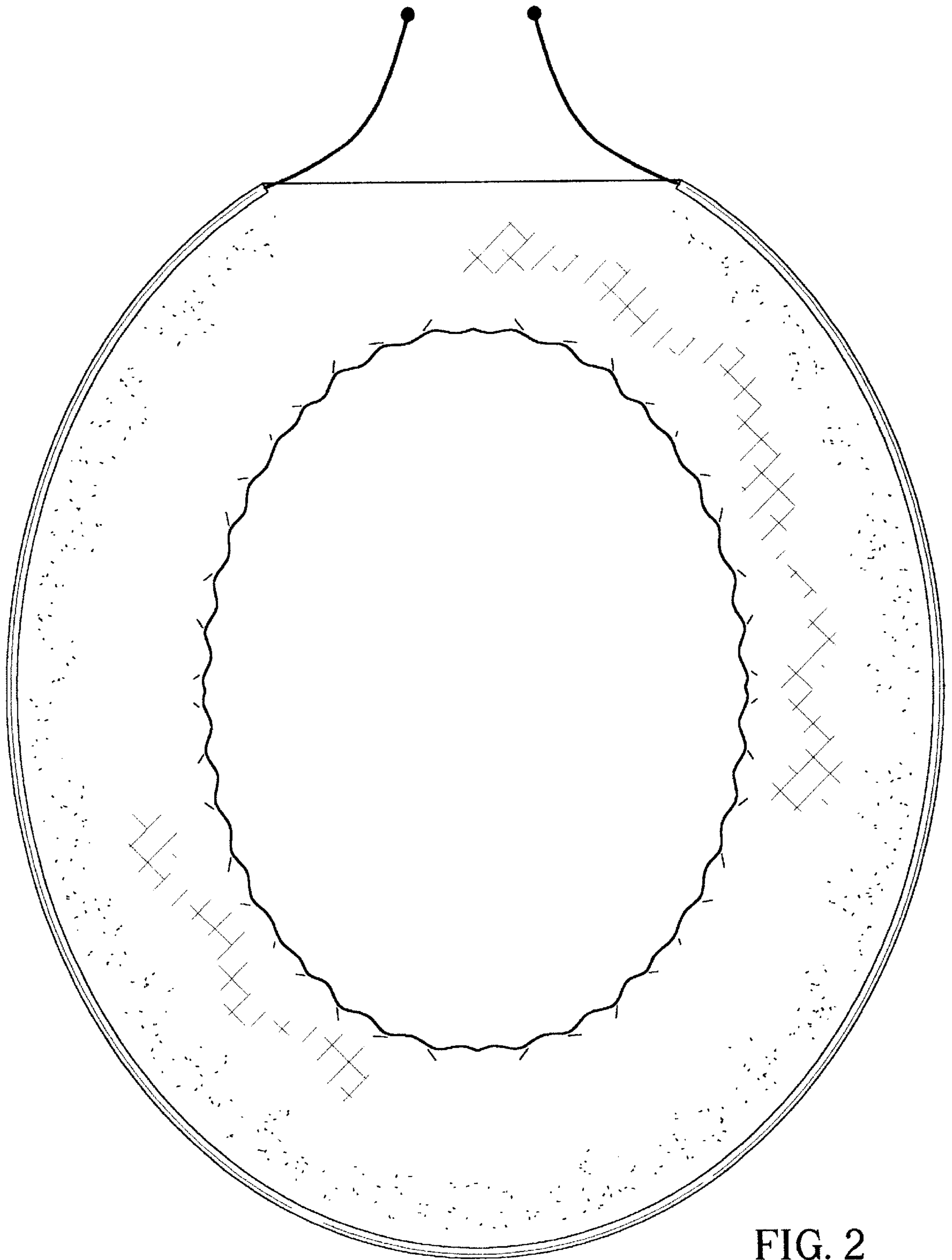


FIG. 2




FIG. 3




FIG. 4

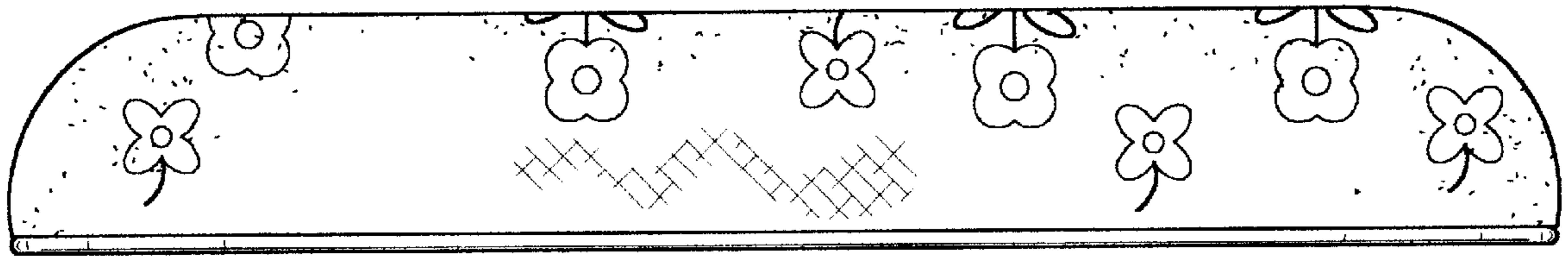


FIG. 5

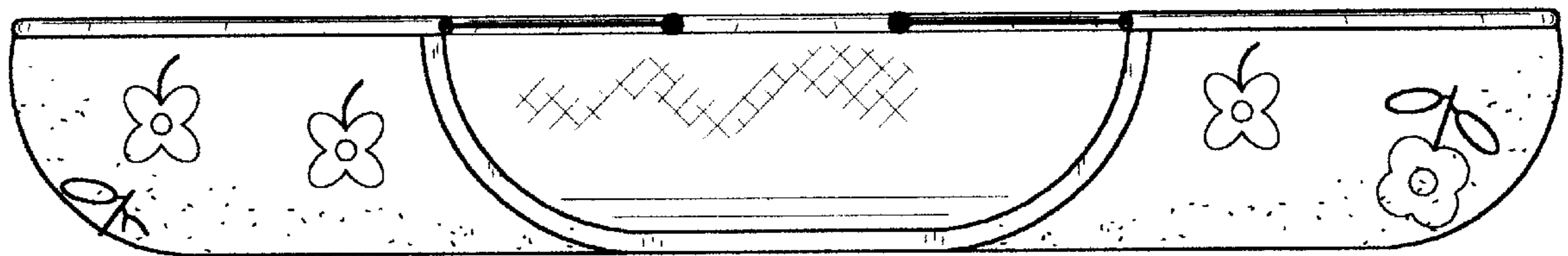


FIG. 6