



US00D473281S

(12) **United States Design Patent**
Jansson et al.

(10) **Patent No.:** **US D473,281 S**
(45) **Date of Patent:** **** Apr. 15, 2003**

(54) **CASING OF A WATER PURIFIER APPARATUS**

D325,767 S * 4/1992 Ostlund D23/207
D392,368 S * 3/1998 Micoley D23/207
D425,601 S * 5/2000 Crescenzi et al. D23/209
D444,844 S * 7/2001 Hilgers et al. D23/207

(75) Inventors: **Mattias Jansson**, Nuremberg (DE);
Anders Larsson, Kussnacht am Rigi (CH)

* cited by examiner

(73) Assignee: **Lux Asia Pacific Pte Ltd.** (SG)

Primary Examiner—Robin V. Taylor
(74) *Attorney, Agent, or Firm*—Browdy and Neimark, P.L.L.C.

(**) Term: **14 Years**

(21) Appl. No.: **29/147,522**

(57) **CLAIM**

(22) Filed: **Aug. 31, 2001**

The ornamental design for a casing of a water purifier apparatus, as shown and described.

(30) **Foreign Application Priority Data**

Mar. 2, 2001 (CH) 127880

DESCRIPTION

(51) **LOC (7) Cl.** **23-01**

FIG. 1 is a perspective front view of the casing;

(52) **U.S. Cl.** **D23/207**

FIG. 2 is a perspective view thereof from the left front;

(58) **Field of Search** D23/207, 209;
210/232, 435, 140, 190

FIG. 3 is a perspective view thereof from the right front;

FIG. 4 is a rear perspective view thereof; and,

FIG. 5 is a top plan view thereof.

(56) **References Cited**

U.S. PATENT DOCUMENTS

D235,015 S * 4/1975 Stern D23/207

1 Claim, 5 Drawing Sheets




FIG. 1




FIG. 2

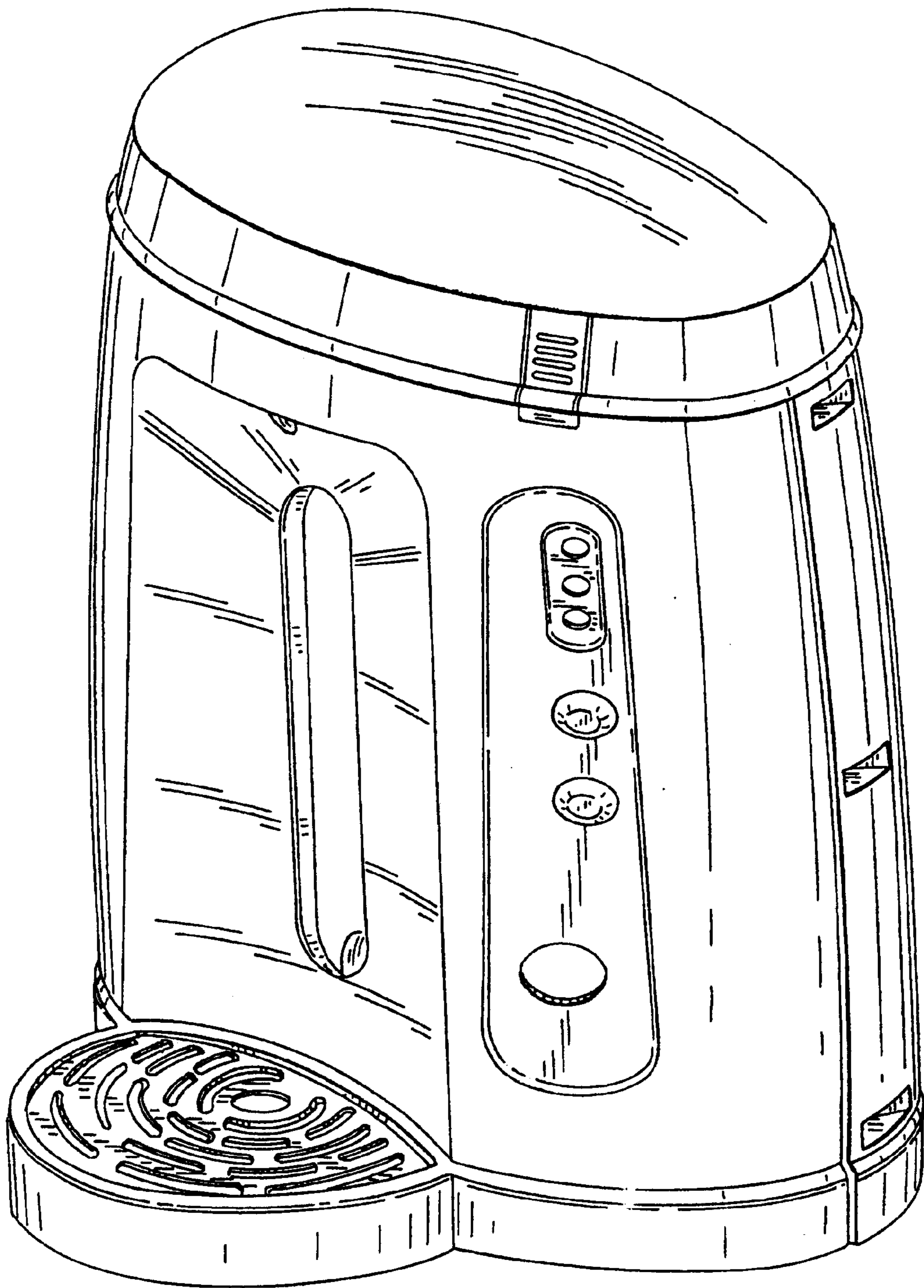


FIG. 3




FIG. 4

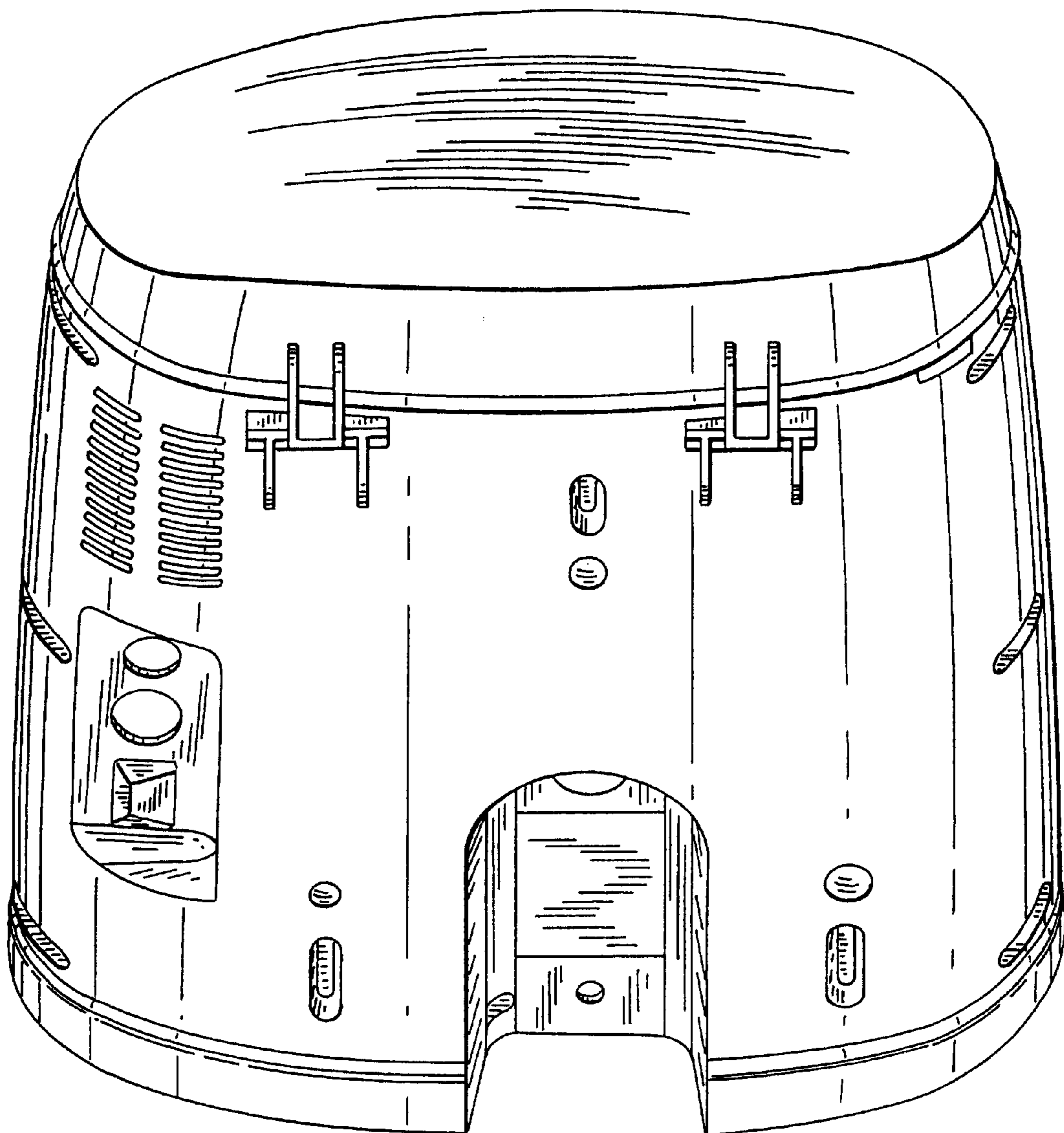


FIG. 5

