



US00D473280S

(12) **United States Design Patent**
Briggs

(10) **Patent No.:** **US D473,280 S**

(45) **Date of Patent:** **** Apr. 15, 2003**

(54) **GUN SUPPORT**

(76) Inventor: **Thomas Briggs**, Box 1158, Verdi, NV
(US) 89439

(**) Term: **14 Years**

(21) Appl. No.: **29/160,541**

(22) Filed: **May 10, 2002**

(51) **LOC (7) Cl.** **23-01**

(52) **U.S. Cl.** **D22/108**

(58) **Field of Search** D22/100, 108,
D22/199; D8/1; D6/417, 552; 42/94; 89/37.04;
211/64; 248/87, 156, 530

(56) **References Cited**

U.S. PATENT DOCUMENTS

1,129,838	A	*	3/1915	Allen	248/87
1,524,973	A	*	2/1925	Hazelton	42/94
3,235,997	A	*	2/1966	Stoner	42/94
D344,566	S	*	2/1994	Vetter	D22/108
5,930,932	A	*	8/1999	Peterson	42/94
5,988,194	A	*	11/1999	Collins	248/156 X

* cited by examiner

Primary Examiner—Louis S. Zarfaz
Assistant Examiner—Monica A. Weingart

(74) *Attorney, Agent, or Firm*—Brian Kelly JDLLM

(57) **CLAIM**

The ornamental design for a gun support, as shown and described.

DESCRIPTION

FIG. 1 is a perspective view of the gun support in the open position showing my new design;
 FIG. 2 is a top plan view thereof;
 FIG. 3 is a front elevational view thereof;
 FIG. 4 is a bottom plan view thereof;
 FIG. 5 is a side elevational view, the opposite side being a mirror image thereof;
 FIG. 6 is a perspective view in the collapsed position;
 FIG. 7 is a top plan view thereof;
 FIG. 8 is a front elevational view, the rear being a mirror image thereof;
 FIG. 9 is a bottom plan view thereof;
 FIG. 10 is a side elevational view, the opposite side being a mirror image thereof;
 FIG. 11 is a side perspective view thereof; and,
 FIG. 12 is a perspective view in the open position thereof. The broken lines showing of a figure, in FIGS. 11 and 12, is for illustrative purposes only and forms no part of the claimed design.

1 Claim, 2 Drawing Sheets

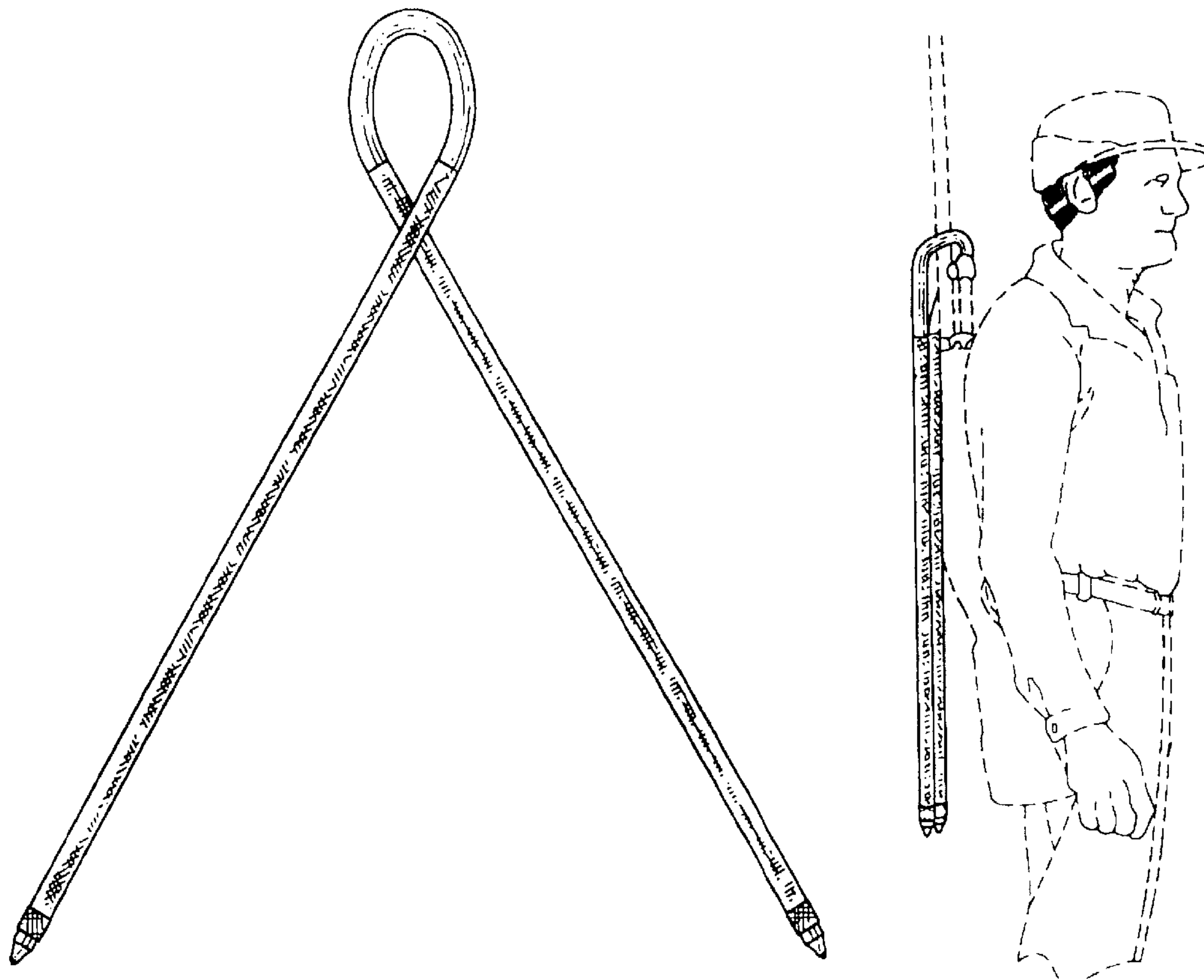




Fig. 2

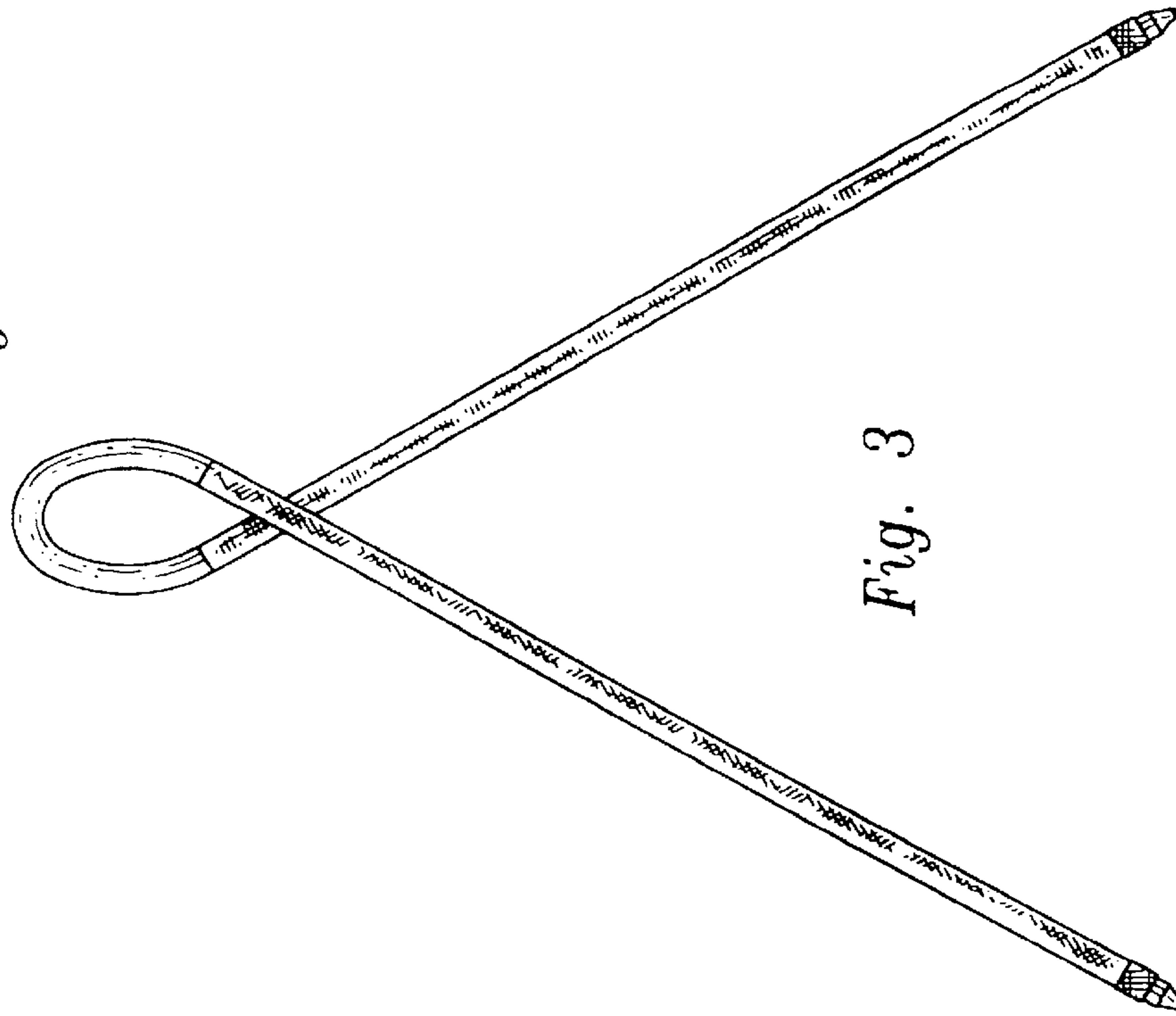


Fig. 3

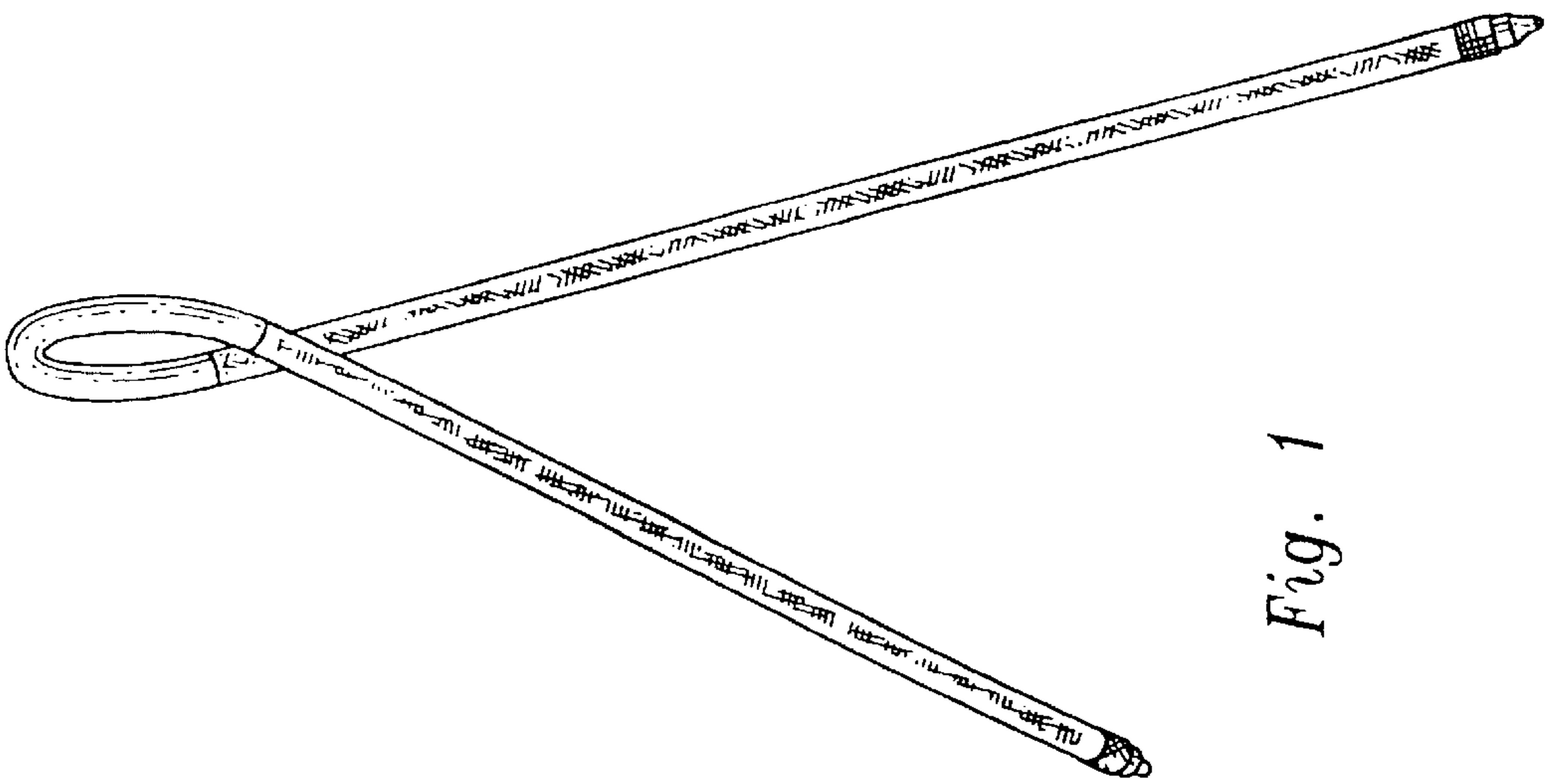


Fig. 1




Fig. 5



Fig. 4

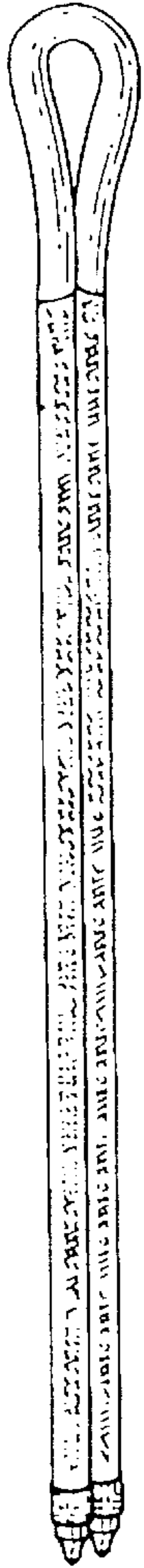


Fig. 6

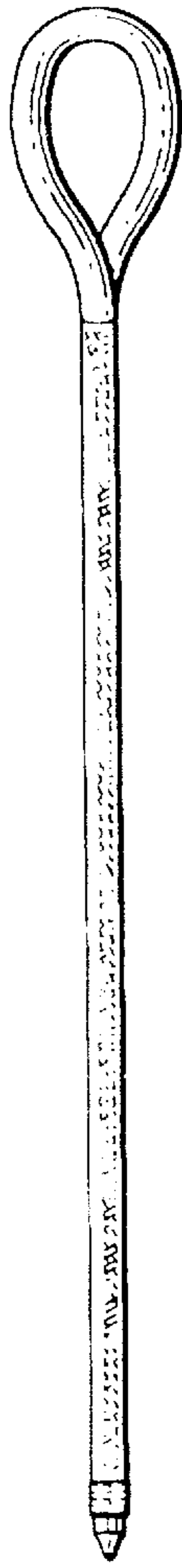


Fig. 8




Fig. 10

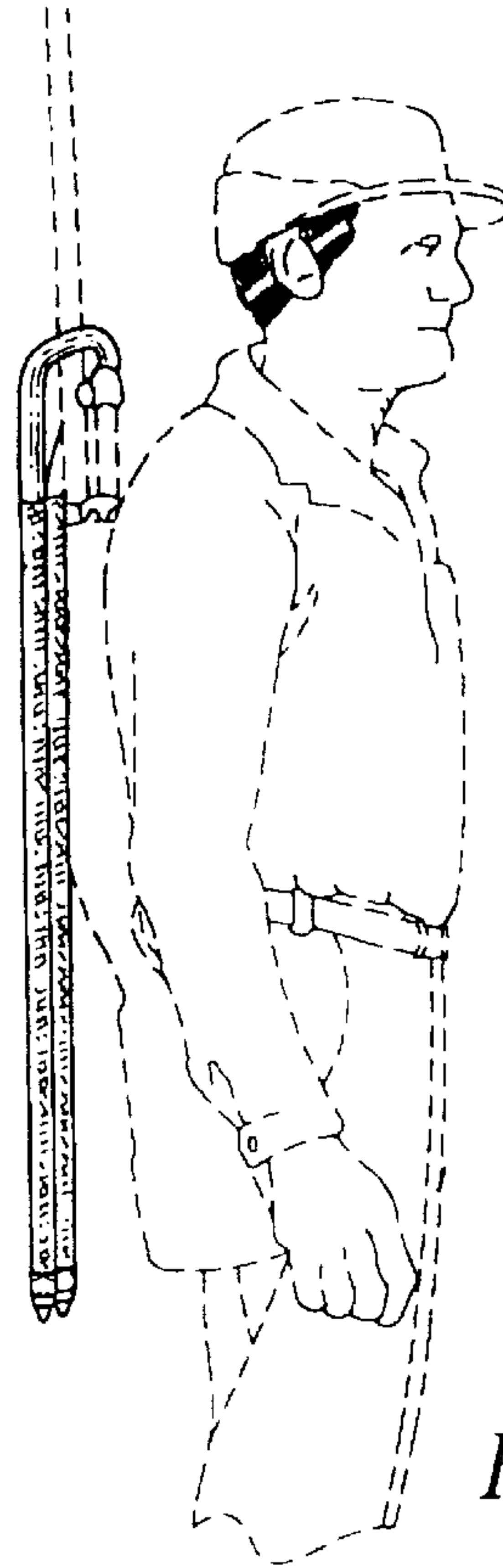


Fig. 11



Fig. 7



Fig. 9

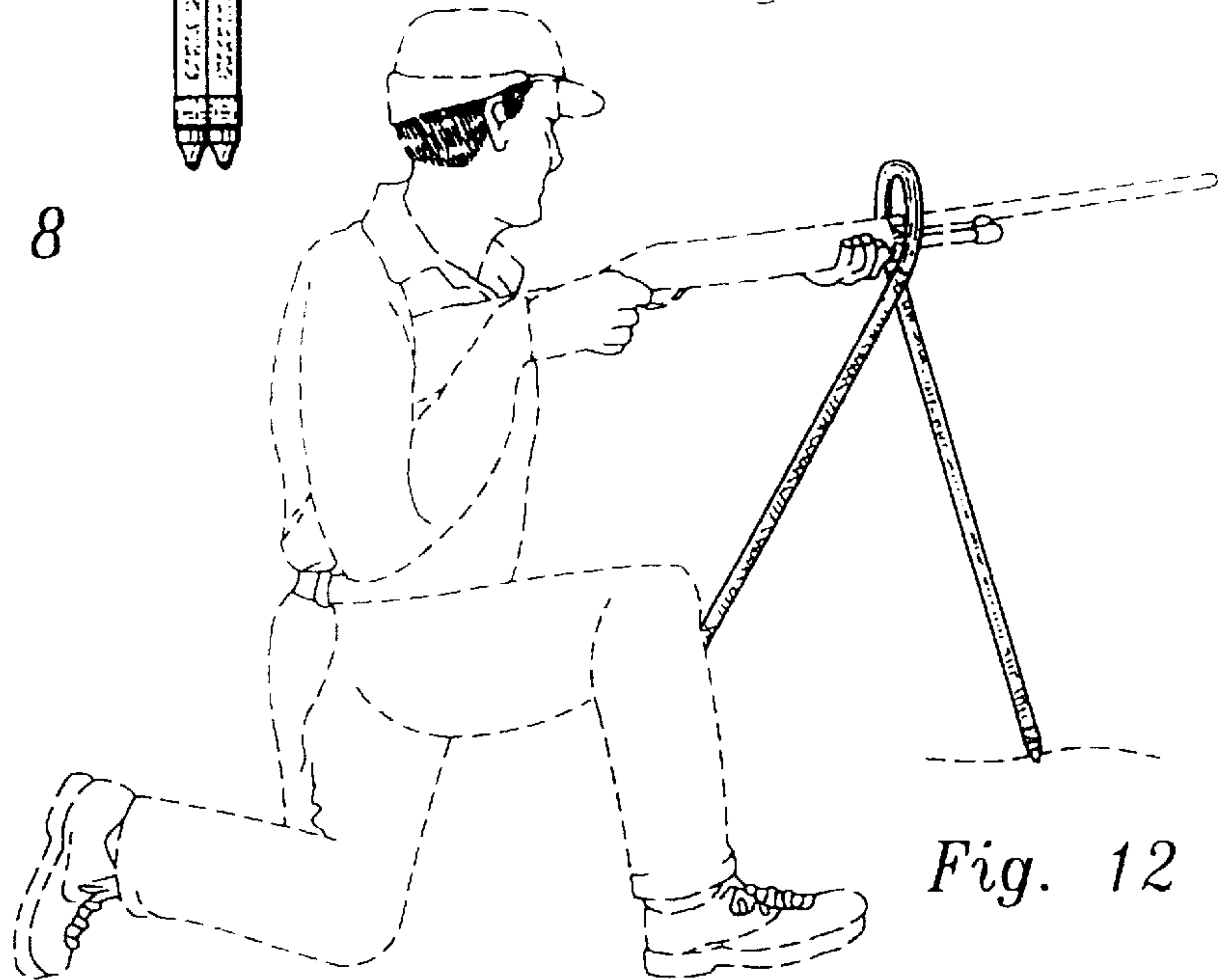


Fig. 12