



US00D473276S

(12) **United States Design Patent**
Kenmi

(10) **Patent No.:** **US D473,276 S**

(45) **Date of Patent:** **** Apr. 15, 2003**

(54) **HEAD OF GOLF CLUB**

(75) Inventor: **Yoshinari Kenmi**, Kobeshi (JP)

(73) Assignee: **Royal Collection, Inc.**, Hyogo (JP)

(**) Term: **14 Years**

(21) Appl. No.: **29/159,579**

(22) Filed: **Apr. 25, 2002**

(51) **LOC (7) Cl.** **21-02**

(52) **U.S. Cl.** **D21/752**

(58) **Field of Search** D21/733, 752;
473/324-331, 345, 346

(56) **References Cited**

U.S. PATENT DOCUMENTS

D94,550 S	*	2/1935	Jansky	D21/752
D363,749 S	*	10/1995	Kenmi	D21/752
D375,987 S	*	11/1996	Lin	D21/752
D398,946 S	*	9/1998	Kenmi	D21/752
D414,831 S	*	10/1999	Matsuo	D21/752
D465,251 S	*	11/2002	Wood et al.	D21/752

* cited by examiner

Primary Examiner—Mitchell Siegel

(74) *Attorney, Agent, or Firm*—Rothwell, Figg, Ernst & Manbeck, p.c.; Stephen B. Parker

(57) **CLAIM**

The ornamental design is a head of golf club, as shown and described.

DESCRIPTION

FIG. 1 is a perspective view taken from top, front and left side of a head of golf club showing my new design;

FIG. 2 is a perspective view taken from bottom, front and left side thereof;

FIG. 3 is a perspective view taken from bottom and rear side thereof;

FIG. 4 is a front elevational view thereof;

FIG. 5 is a rear elevational view thereof;

FIG. 6 is a top plan view thereof;

FIG. 7 is a bottom plan view thereof;

FIG. 8 is a right side elevational view thereof; and,

FIG. 9 is a left side elevational view thereof.

1 Claim, 3 Drawing Sheets




FIG.1



FIG.2

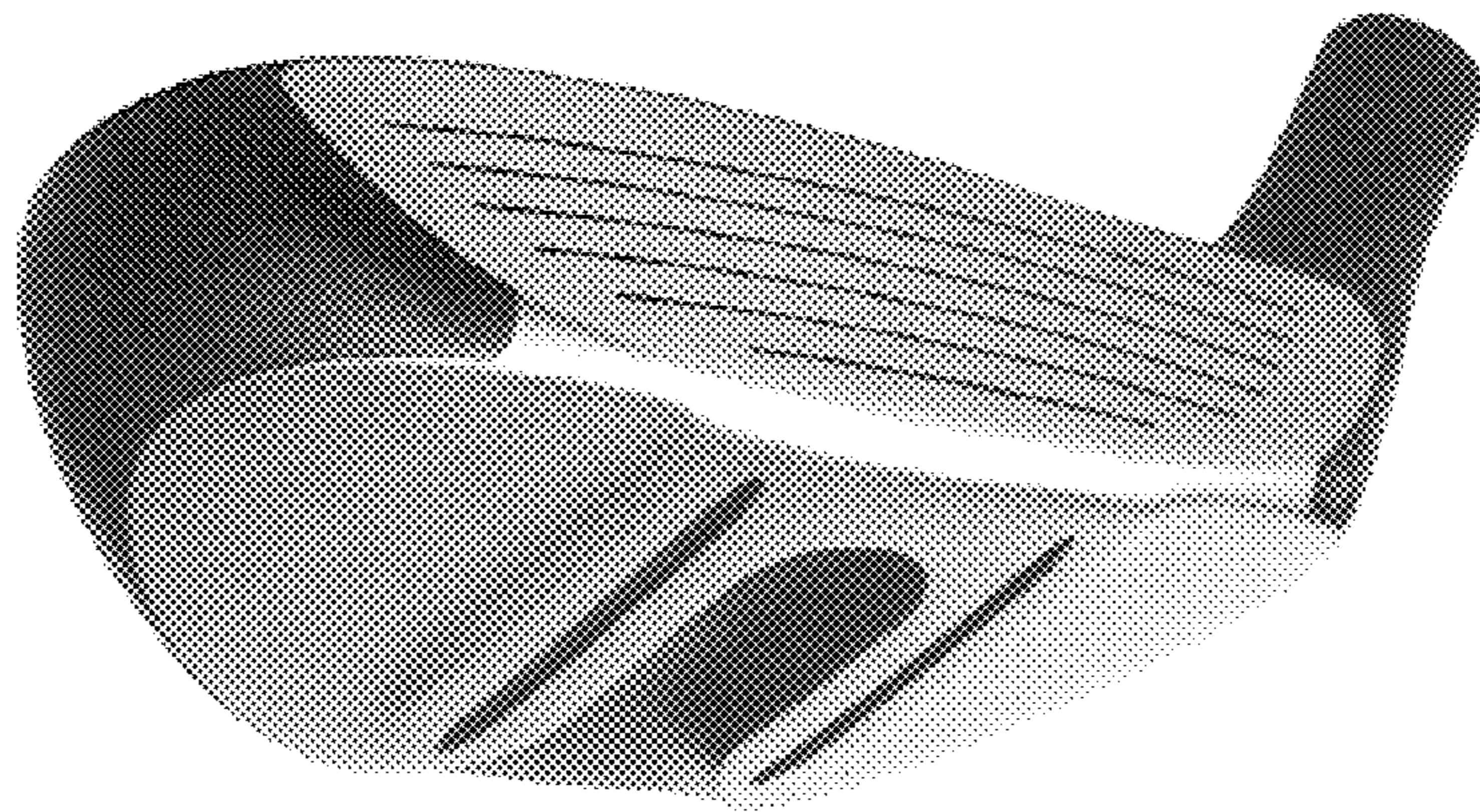


FIG.3




FIG.4

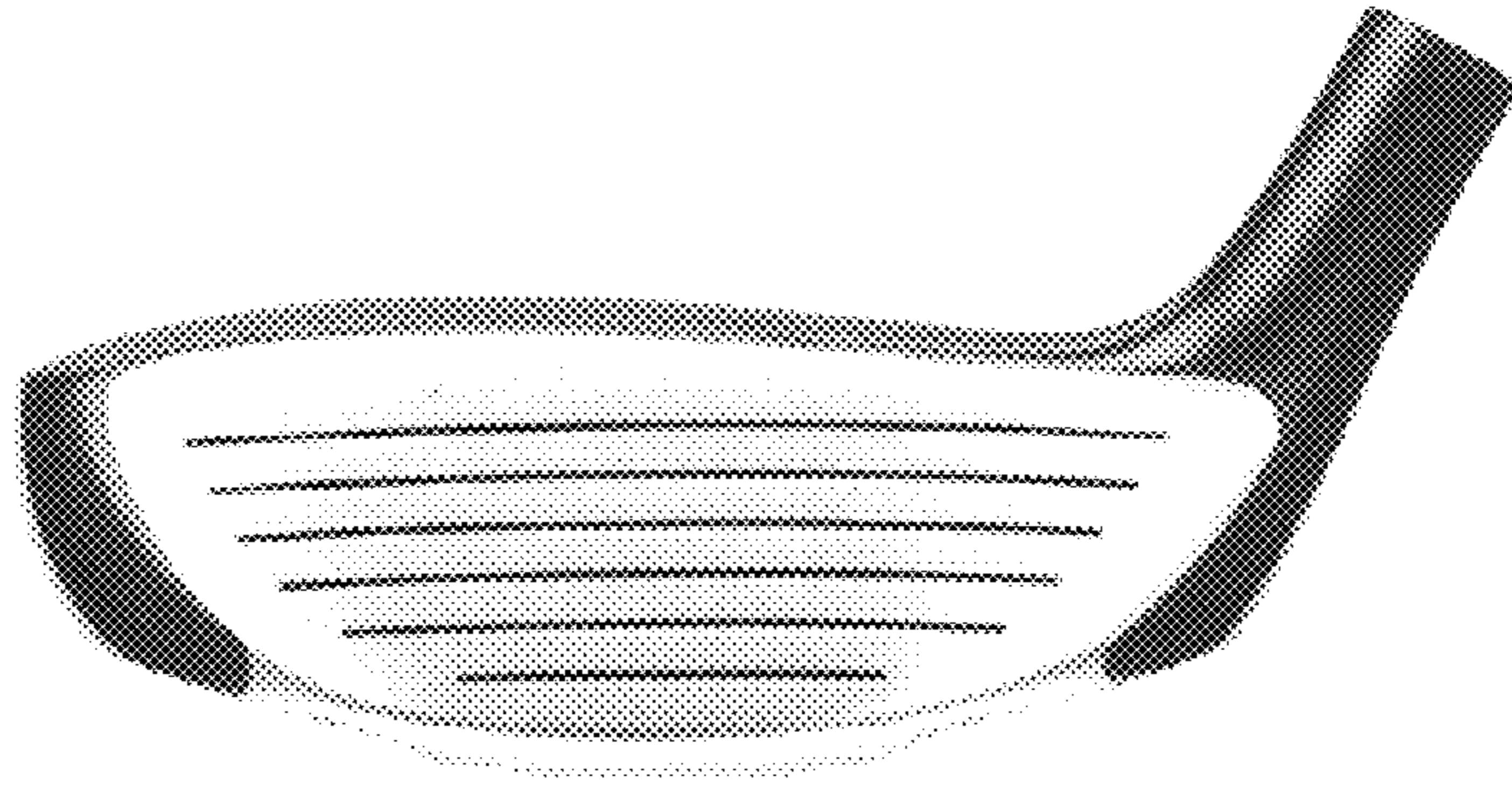



FIG.5



FIG.6




FIG.7




FIG.8




FIG.9

