



US00D473275S

(12) **United States Design Patent**
Gundra

(10) **Patent No.:** **US D473,275 S**

(45) **Date of Patent:** **** Apr. 15, 2003**

(54) **TEAM SPORTS BALL**

(75) **Inventor:** **Khalid M. Gundra, Sialkot (PK)**

(73) **Assignee:** **Franklin Sports, Inc., Stoughton, MA (US)**

(**) **Term:** **14 Years**

(21) **Appl. No.:** **29/165,319**

(22) **Filed:** **Aug. 8, 2002**

(51) **LOC (7) Cl.** **21-02**

(52) **U.S. Cl.** **D21/713**

(58) **Field of Search** **D21/707, 713;**
473/569, 593, 596, 598, 599, 603, 604,
605, 607, 608, 609, 610, 611, FOR 134,
FOR 143, FOR 148, FOR 149

(56) **References Cited**

U.S. PATENT DOCUMENTS

D58,166 S * 6/1921 Thomlinson D21/713
1,718,305 A * 6/1929 Pierce 473/608
1,890,566 A * 12/1932 Bartky 473/599

2,078,141 A * 4/1937 Hesper 473/599
D393,030 S * 3/1998 Mills D21/713
D405,486 S * 2/1999 Chan D21/713
D408,877 S * 4/1999 Sonntag et al. D21/713
D416,961 S * 11/1999 Sonntag et al. D21/713

FOREIGN PATENT DOCUMENTS

GB 2077324 * 9/1998 21/2

* cited by examiner

Primary Examiner—Ted Shooman

Assistant Examiner—C. Tuttle

(74) *Attorney, Agent, or Firm*—Shook Hardy & Bacon



(57) **CLAIM**

The ornamental design for a team sports ball, as shown and described.

DESCRIPTION

FIG. 1 is a side elevational view of a team sports ball according to the present invention; and, FIG. 2 is a view taken above, below or to either side of FIG. 1.

1 Claim, 1 Drawing Sheet






FIG.
1.




FIG.
2.