



US00D473259S

(12) **United States Design Patent**
Izen et al.

(10) **Patent No.: US D473,259 S**
(45) **Date of Patent: ** Apr. 15, 2003**

(54) **TAMBOURINE STICK**

(75) Inventors: **Mark S. Izen**, Chestnut Hill, MA (US);
Craig Small, Natick, MA (US);
Alexander Webb, Wayland, MA (US)

(73) Assignee: **First Act, Inc.**, Newton, MA (US)

(**) Term: **14 Years**

(21) Appl. No.: **29/158,165**

(22) Filed: **Mar. 29, 2002**

(51) **LOC (7) Cl.** **17-04**

(52) **U.S. Cl.** **D17/22**

(58) **Field of Search** D17/22-23, 99;
D21/405-406, 408; 84/402, 406, 418; 446/418,
419, 420, 422; 116/148

(56) **References Cited**

U.S. PATENT DOCUMENTS

2,678,517 A	*	5/1954	Gibson	446/421
D206,134 S	*	11/1966	Gussak	446/421
D207,605 S	*	5/1967	Van	D17/22
D211,964 S	*	8/1968	Valente	D17/22
D220,002 S	*	2/1971	Parker	D17/22

3,566,737 A	*	3/1971	Gussak	85/402
D254,976 S	*	5/1980	Valente	D17/22
4,269,105 A	*	5/1981	Salmon	84/402
4,370,912 A	*	2/1983	Glynn	84/418
D371,156 S	*	6/1996	Burgos	D17/22
D386,779 S	*	11/1997	Burgos	D17/22

* cited by examiner

Primary Examiner—Ruth McInroy

(74) *Attorney, Agent, or Firm*—John E. Toupal; Harold G. Jarcho

(57) **CLAIM**

We claim the ornamental design for a tambourine stick, as shown and described.

DESCRIPTION

FIG. 1 is a perspective view of a tambourine stick showing our new design;

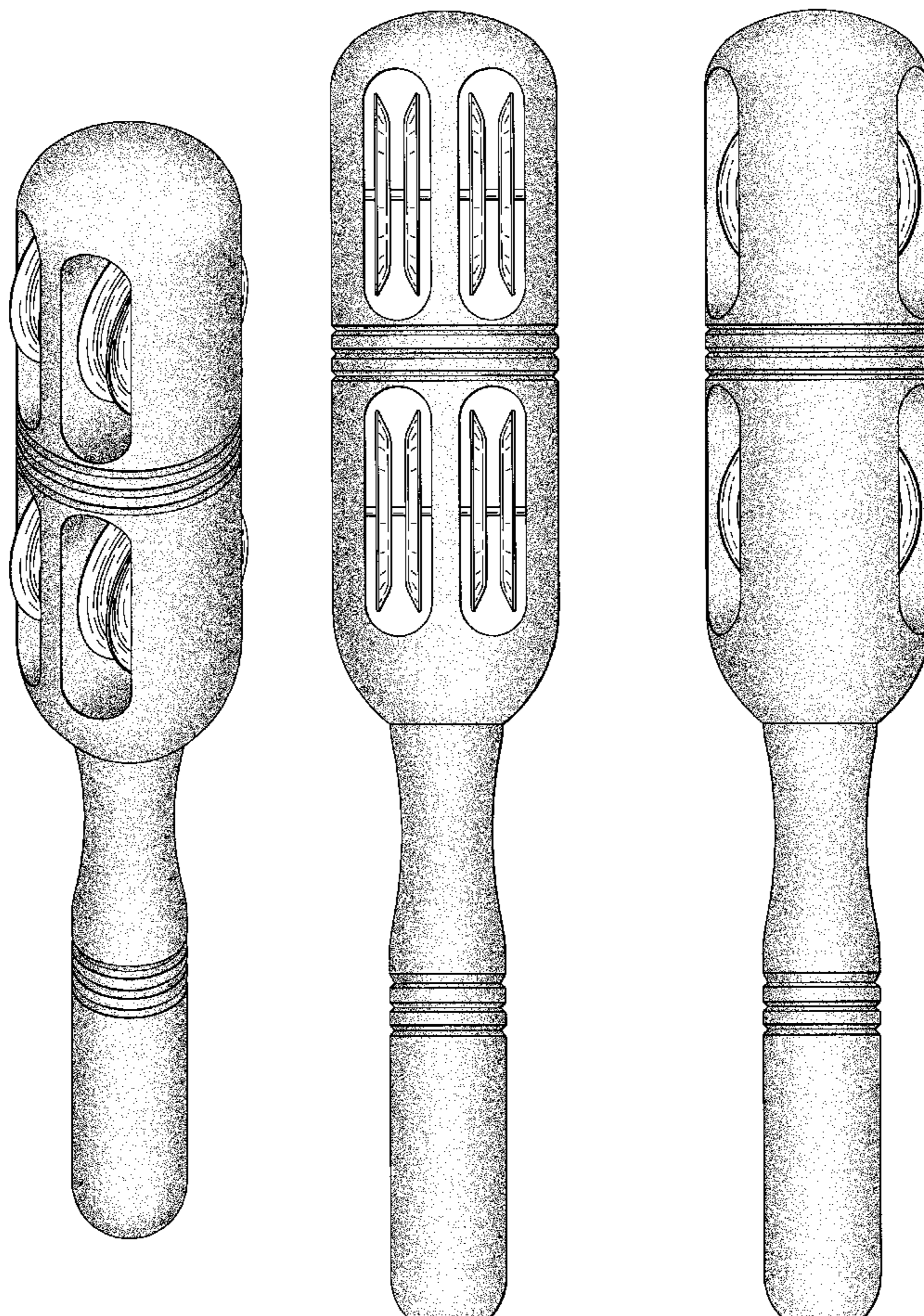
FIG. 2 is a front view thereof, the rear view is a mirror image;

FIG. 3 is a right side view thereof, the left side view is a mirror image;

FIG. 4 is a top view thereof; and,

FIG. 5 is a bottom view thereof.

1 Claim, 3 Drawing Sheets



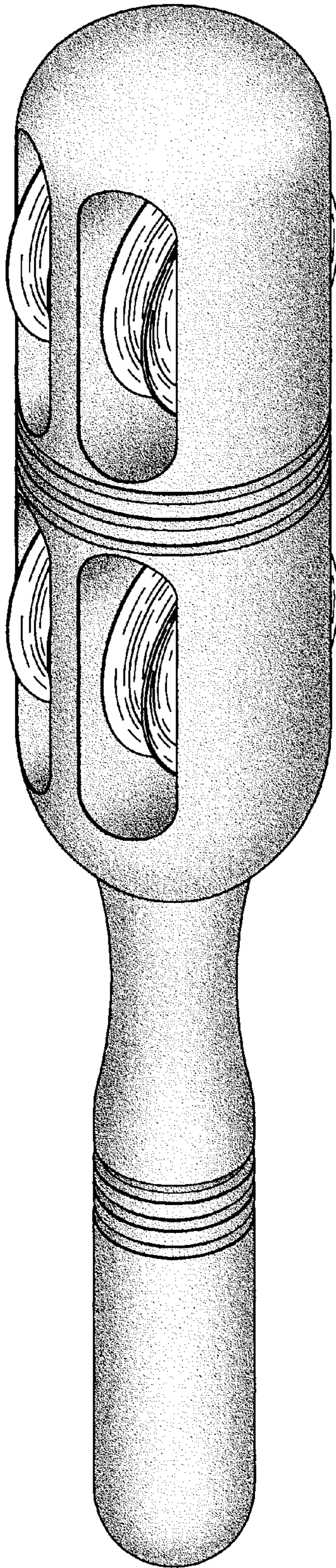


FIG. 1

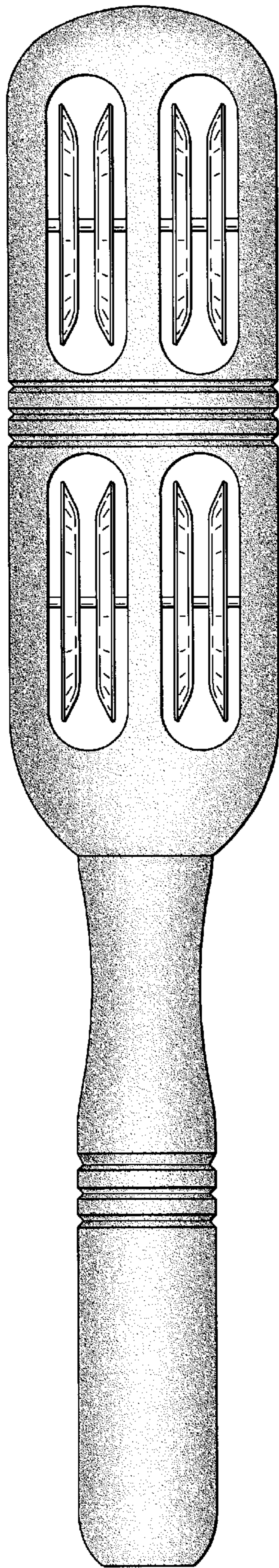


FIG. 2

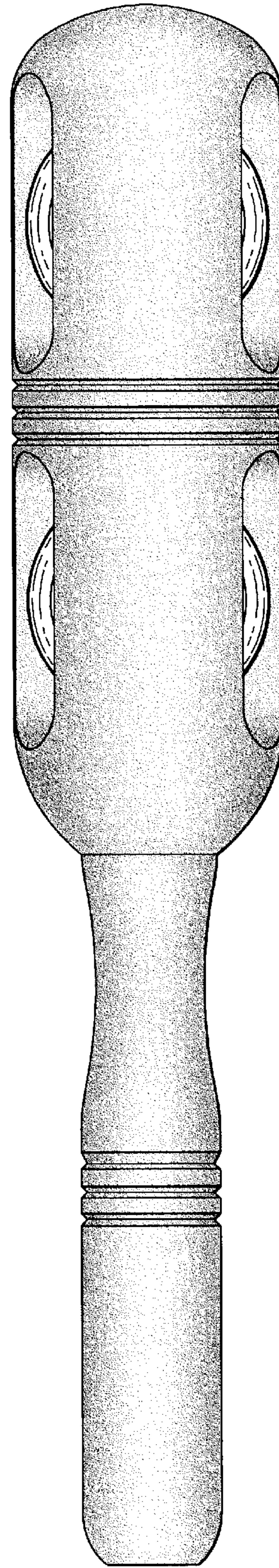


FIG. 3

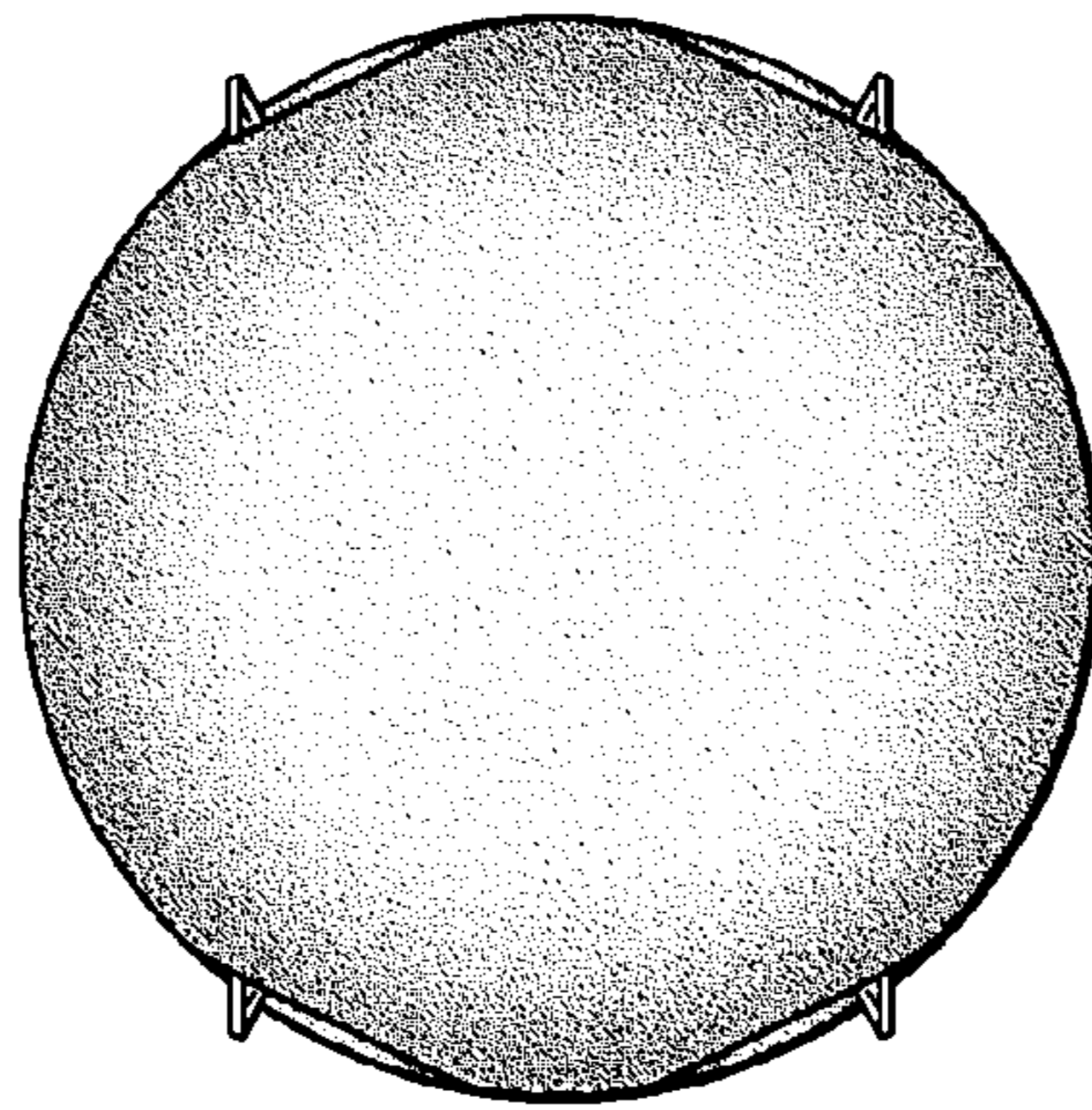


FIG. 4

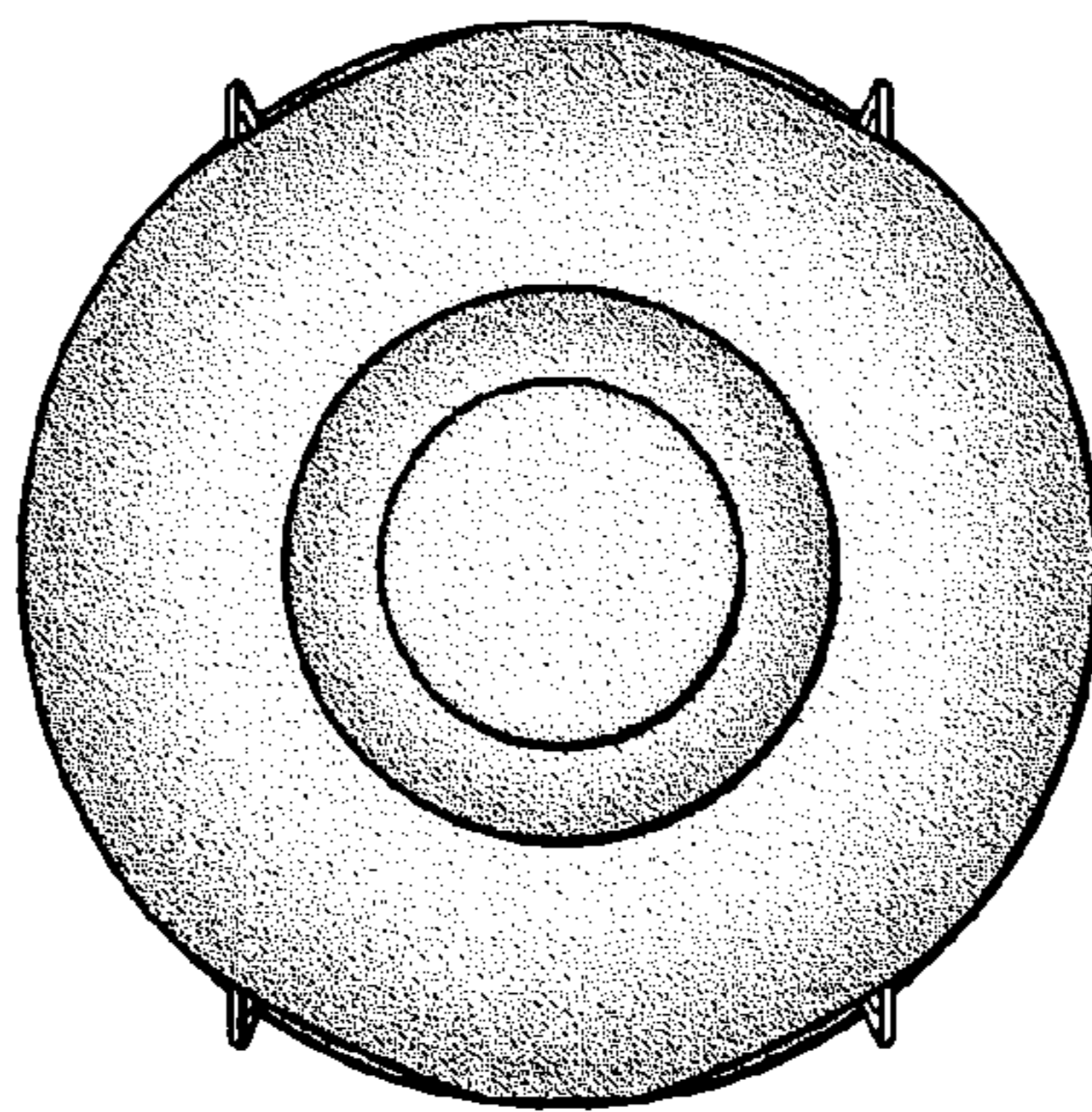


FIG. 5