



US00D473237S

(12) **United States Design Patent**
Han et al.

(10) **Patent No.:** **US D473,237 S**

(45) **Date of Patent:** **** Apr. 15, 2003**

(54) **SURFACE ORNAMENTATION FOR A
HANDHELD COMPUTER OR A
COMPUTER-GENERATED ICON FOR A
HANDHELD COMPUTER**

(75) Inventors: **Amy A. Han**, Palo Alto, CA (US);
Elisha A. Tai, Macabim (IL); **Traci A.
Neist**, Palo Alto, CA (US); **Robert G.
Twiss**, Portola Valley, CA (US)

(73) Assignee: **Palm, Inc.**, Santa Clara, CA (US)

(**) Term: **14 Years**

(21) Appl. No.: **29/116,923**

(22) Filed: **Jan. 12, 2000**

(51) **LOC (7) Cl.** **14-02**

(52) **U.S. Cl.** **D14/489**

(58) **Field of Search** D14/485-95; D18/24-33;
D20/11; D19/6; D21/324-33; 345/326,
339-58

(56) **References Cited**

U.S. PATENT DOCUMENTS

- D362,025 S * 9/1995 Siegrids
- D388,778 S * 1/1998 Levin et al.
- D396,458 S * 7/1998 Bohnert et al.

OTHER PUBLICATIONS

Symbol Sourcebook, Henry Dreyfuss, Van Nostrand Reinhold Co., time image, p. 22, time image, p. 103, 1972.*
 Microsoft Windows 3.1 Users Guide, Microsoft, p. 101 clock icon, 1992.*
 Time and Date button, World Atlas User's Guide, Software Toolworks, p. 15, 1991.*

* cited by examiner

Primary Examiner—M. H. Tung
(74) *Attorney, Agent, or Firm*—Van Mahamedi; Hickman Palermo Truong & Becker LLP

(57) **CLAIM**

The ornamental design of an surface ornamentation for a handheld computer or a computer-generated icon for a handheld computer, as shown and described.

DESCRIPTION

FIG. 1 is a front view of a surface ornamentation for a handheld computer and a computer-generated icon for a handheld computer of the invention, on a greatly enlarged scale, the surface ornamentation or icon is shown separately for clarity of illustration;

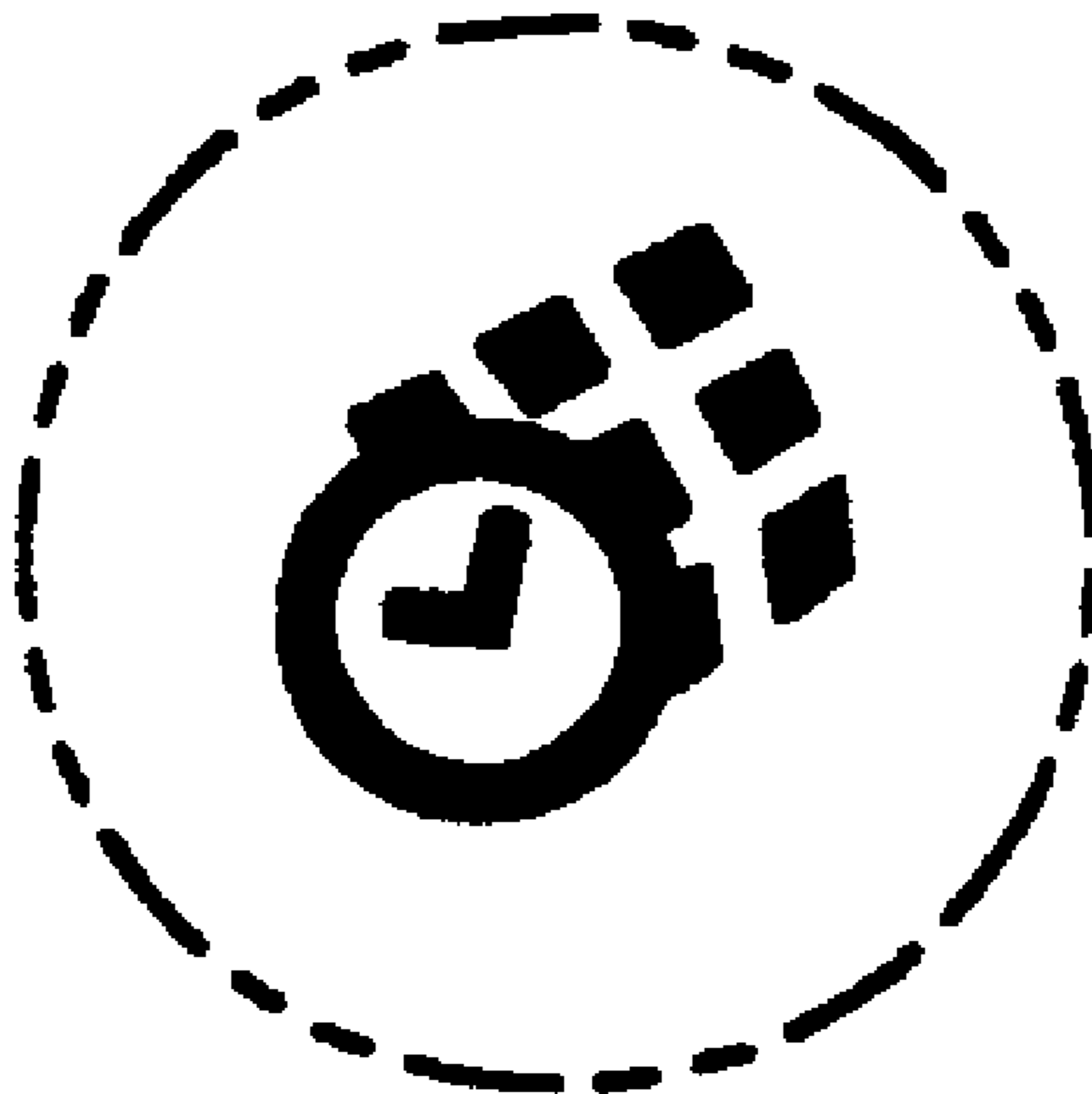
FIG. 2 is a front view thereof, the surface ornamentation is shown on a button or actuation key of a handheld computer, the broken line drawing of a button or actuation key of a handheld computer is shown for illustrative purposes only and forms no part of the claimed invention;

FIG. 3 is a front view thereof, on an enlarged scale, the surface ornamentation or icon is shown on the display portion of a handheld computer, the broken line drawing of the display portion of a handheld computer is shown for illustrative purposes only and forms no part of the claimed design;

FIG. 4 is a front view thereof, the surface ornamentation is shown on a button or actuation key of a handheld computer, the broken line drawing of a button or actuation key of a handheld computer and a handheld computer is shown for illustrative purposes only and forms no part of the claimed design; and,

FIG. 5 is a front view thereof, on an enlarged scale, the icon is shown on the display portion of a handheld computer, the broken line drawing of the display portion of the handheld computer is shown for illustrative purposes only and forms no part of the claimed design.

1 Claim, 1 Drawing Sheet






FIG. 1

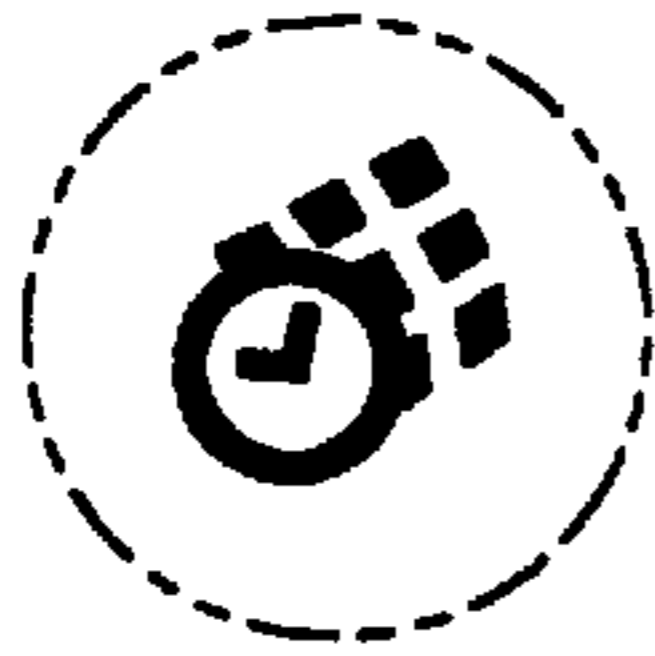


FIG. 2

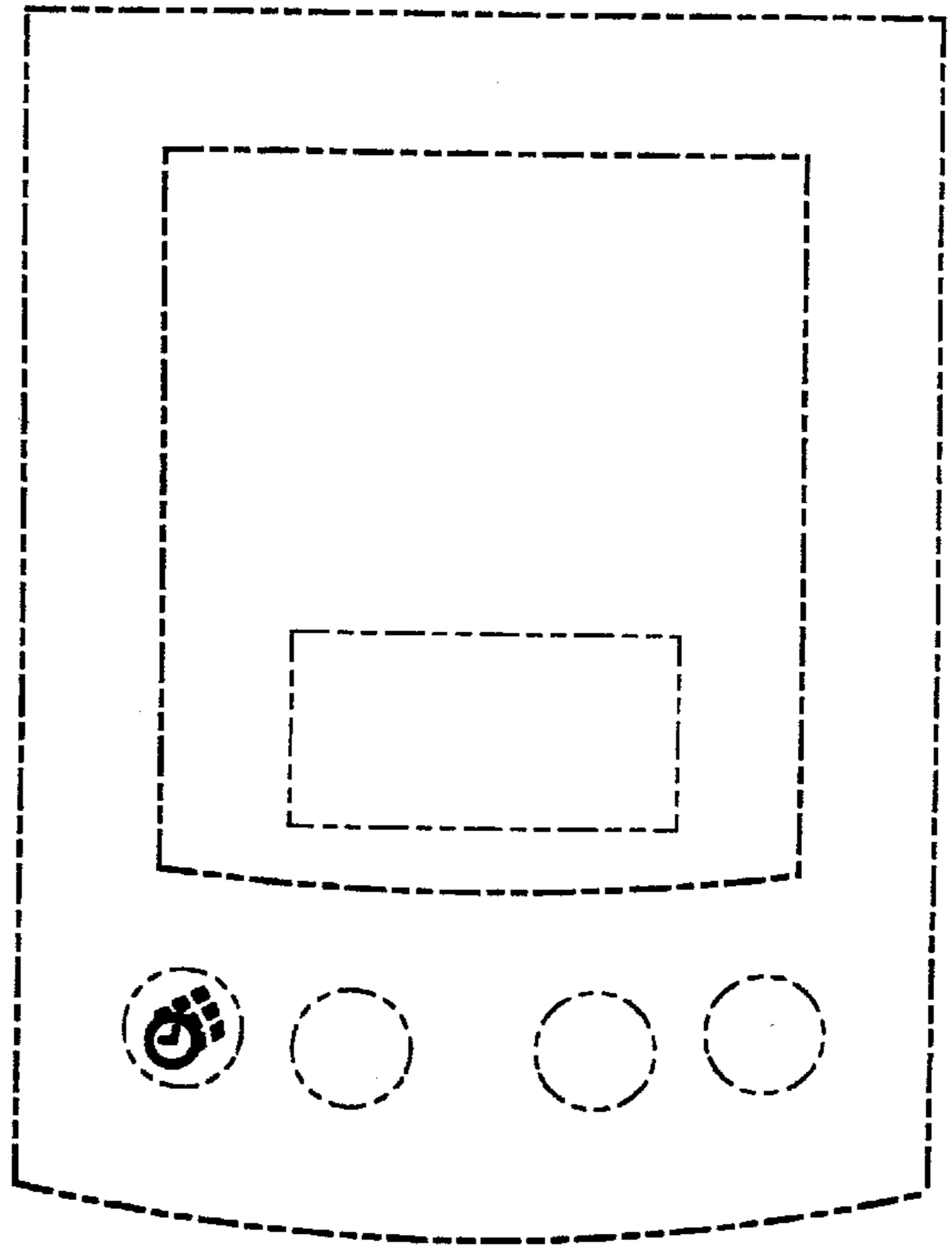


FIG. 4

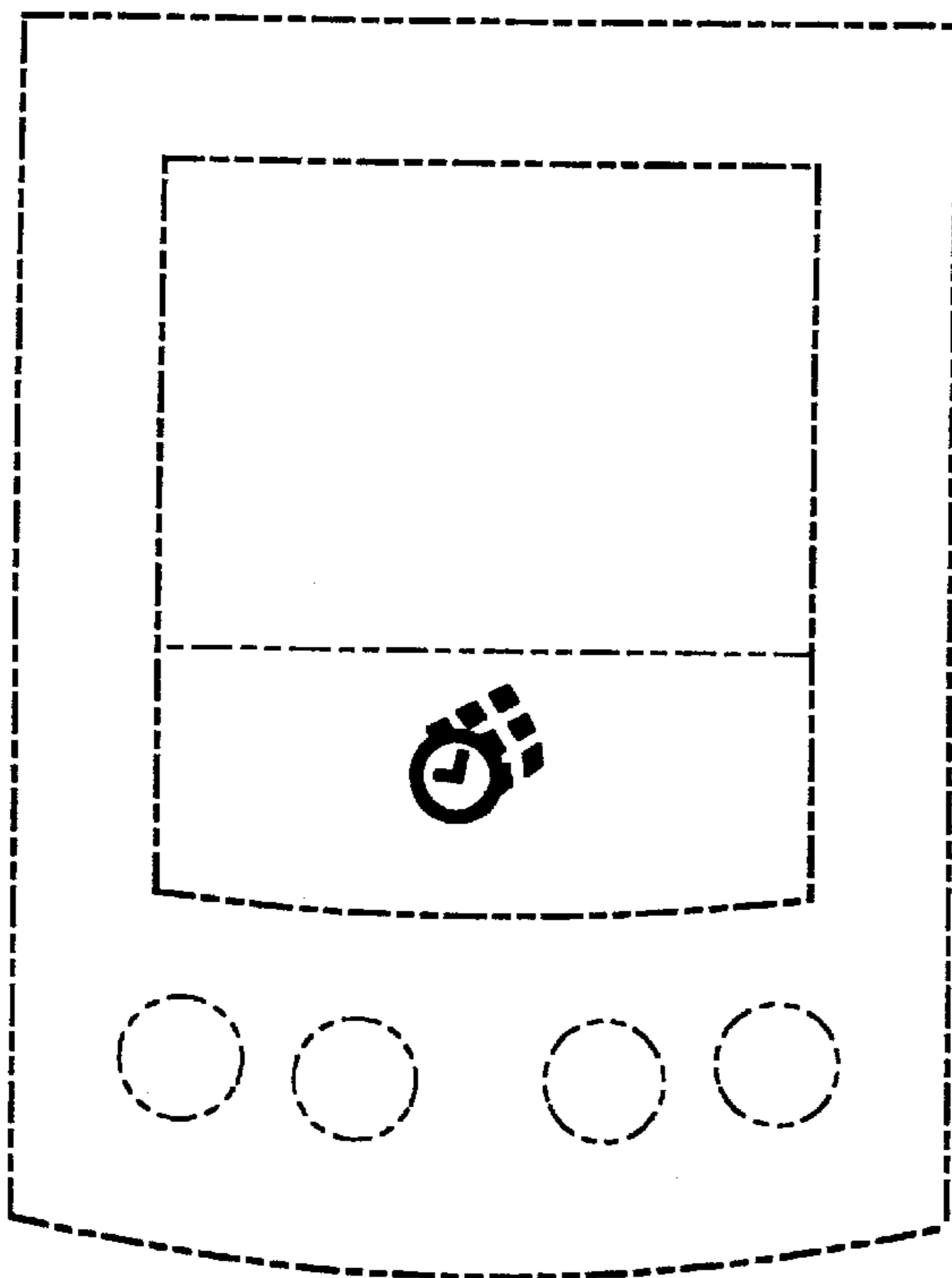


FIG. 3

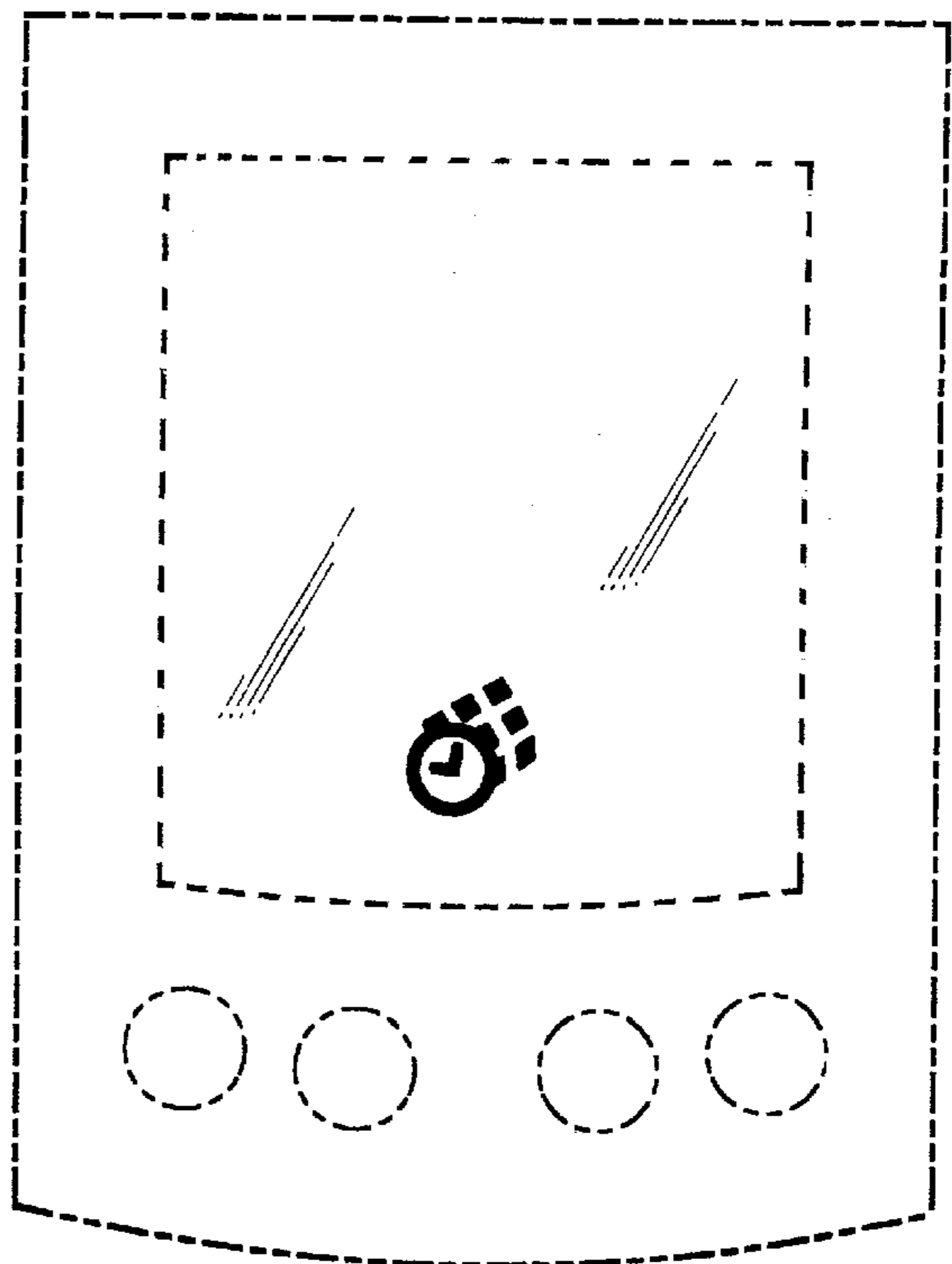


FIG. 5