



US00D473236S

(12) **United States Design Patent** (10) **Patent No.:** **US D473,236 S**  
**Robbin et al.** (45) **Date of Patent:** **\*\* Apr. 15, 2003**

(54) **USER INTERFACE FOR COMPUTER DISPLAY**

(75) Inventors: **Jeff Robbin**, Los Altos, CA (US);  
**Timothy E. Wasko**, High River (CA);  
**Steven P. Jobs**, Palo Alto, CA (US)

(73) Assignee: **Apple Computer, Inc.**, Cupertino, CA (US)

(\*\*) Term: **14 Years**

(21) Appl. No.: **29/160,346**

(22) Filed: **May 10, 2002**

**Related U.S. Application Data**

(62) Division of application No. 29/135,278, filed on Jan. 8, 2001, now Pat. No. Des. 462,076.

(51) **LOC (7) Cl.** ..... **14-02**

(52) **U.S. Cl.** ..... **D14/486**

(58) **Field of Search** ..... D14/485-95; D18/24-33;  
D19/6; D20/11; D21/324-33; 345/700-26,  
764-862

(56) **References Cited**

**U.S. PATENT DOCUMENTS**

D418,120 S	12/1999	Okura et al.
D418,826 S	1/2000	Pavely et al.
D420,993 S	2/2000	Decker
D423,484 S	4/2000	Dangelmaier et al.
D428,894 S	8/2000	Chatfield et al.
D437,858 S	2/2001	Yasui et al.
D439,982 S	3/2001	Utsuki et al.

*Primary Examiner*—M. H. Tung  
(74) *Attorney, Agent, or Firm*—Burns, Doane, Swecker & Mathis, L.L.P.

(57) **CLAIM**

The ornamental design for a user interface for computer display, as shown and described.

**DESCRIPTION**

A portion of the disclosure of this patent document contains material to which a claim for copyright and trademark is made. The copyright and trademark owner has no objection to the facsimile reproduction by anyone of the patent document or the patent disclosure, as it appears in the Patent and Trademark Office patent file or records, but reserves all other copyright and trademark rights whatsoever.

The file of this patent contains at least one drawing executed in color. Copies of this patent with color drawings will be provided by the Patent and Trademark Office upon request and payment of the necessary fee.

FIG. 1 is a front view of a user interface for a computer display showing our new design;

FIG. 2 is a second embodiment thereof;


FIG. 3 is a third embodiment thereof; and,

FIG. 4 is a fourth embodiment thereof.

The broken line drawings of a computer display and the elements on the interface are for illustrative purposes only and form no part of the claimed design.

**1 Claim, 4 Drawing Sheets**

**(2 of 4 Drawing Sheet(s) Filed in Color)**






Figure 1




Figure 2




Figure 3




Figure 4