



US00D473234S

(12) **United States Design Patent**  
**Hussaini et al.**

(10) **Patent No.:** **US D473,234 S**

(45) **Date of Patent:** **\*\* Apr. 15, 2003**

(54) **ELECTRONIC MEMORY CARD**

(75) Inventors: **Saied Hussaini**, Miami, FL (US); **Marc Iacovelli**, Miami, FL (US)

(73) Assignee: **Intec, Inc.**, Miami, FL (US)

(\*\*) Term: **14 Years**

(21) Appl. No.: **29/164,578**

(22) Filed: **Jul. 29, 2002**

(51) **LOC (7) Cl.** ..... **14-02**

(52) **U.S. Cl.** ..... **D14/436; D14/435**

(58) **Field of Search** ..... **D14/435-438, D14/478, 480; D13/182; 174/52.1, 52.2, 52.4; 257/670, 676, 686, 688, 690, 691, 692, 696, 703, 787; 437/217; 361/679, 736, 737, 742, 752; 235/492, 441; 439/353, 60, 633, 677**

(56) **References Cited**

**U.S. PATENT DOCUMENTS**

- D269,087 S \* 5/1983 Nishi ..... D14/435
- D290,119 S \* 6/1987 Trezise et al. .... D14/189
- D315,902 S \* 4/1991 Nakauma ..... D14/435
- D405,441 S \* 2/1999 Saito et al. .... D14/436
- D415,479 S \* 10/1999 Yang et al. .... D14/436
- D431,035 S \* 9/2000 Lehtomaki ..... D14/242

- D460,453 S \* 7/2002 Homma et al. .... D14/435
- D460,456 S \* 7/2002 Shimoda et al. .... D14/436

\* cited by examiner

*Primary Examiner*—Kay H. Chin

(74) *Attorney, Agent, or Firm*—Liniak, Berenato & White

(57) **CLAIM**

The ornamental design for an electronic memory card, as shown and described.

**DESCRIPTION**

FIG. 1 is a Front View of the electronic memory card according to the present invention.

FIG. 2 is a rear view of the electronic memory card of FIG. 1.

FIG. 3 is a right side view of the electronic memory card of FIG. 1.

FIG. 4 is a left side view of the electronic memory card of FIG. 1.

FIG. 5 is a top view of the electronic memory card of FIG. 1.

FIG. 6 is a bottom view of the electronic memory card of FIG. 1; and,

FIG. 7 is a front elevational perspective view of the electronic memory card of FIG. 1.

**1 Claim, 2 Drawing Sheets**




Fig. 1

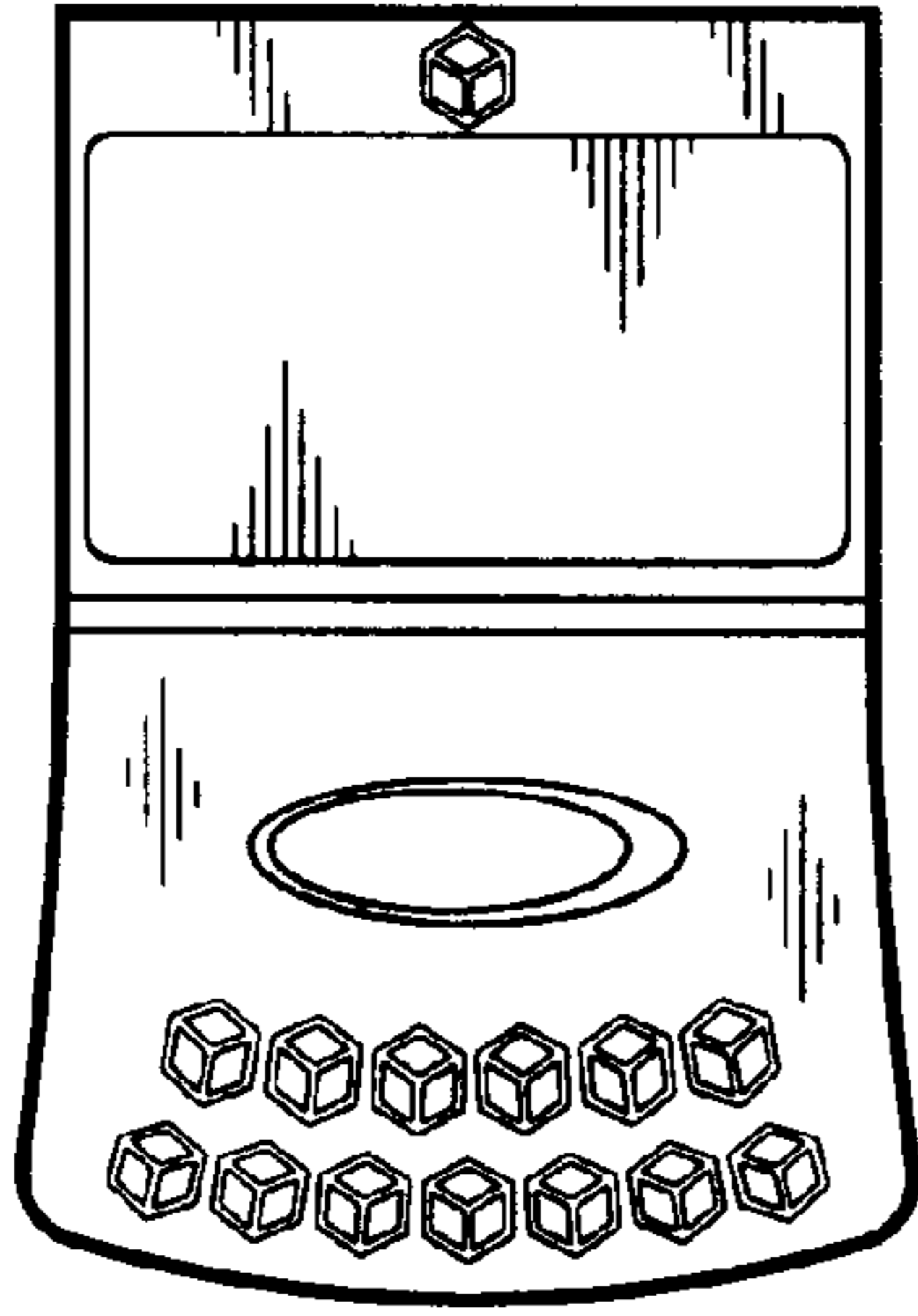


Fig. 2

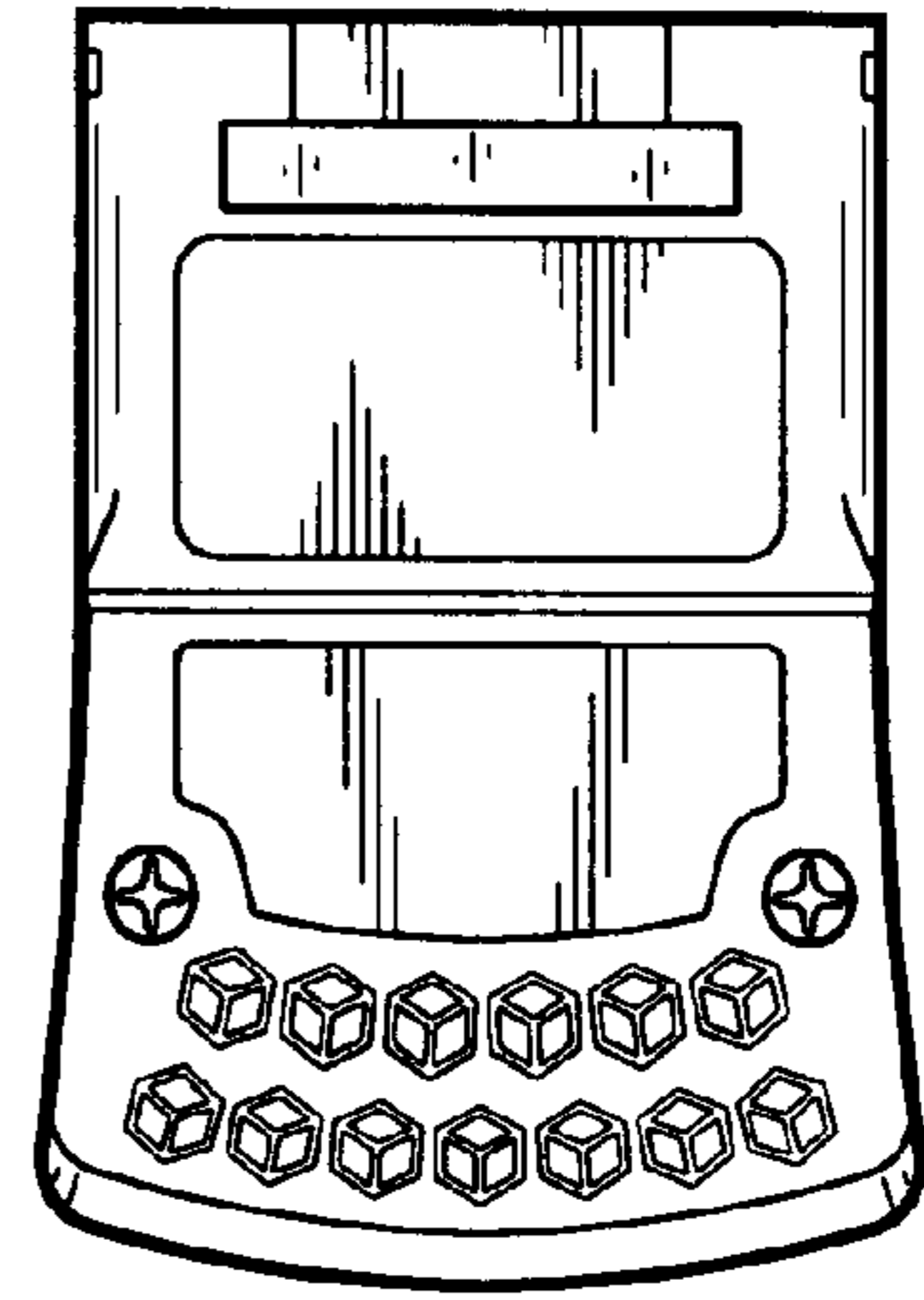


Fig. 3



Fig. 4

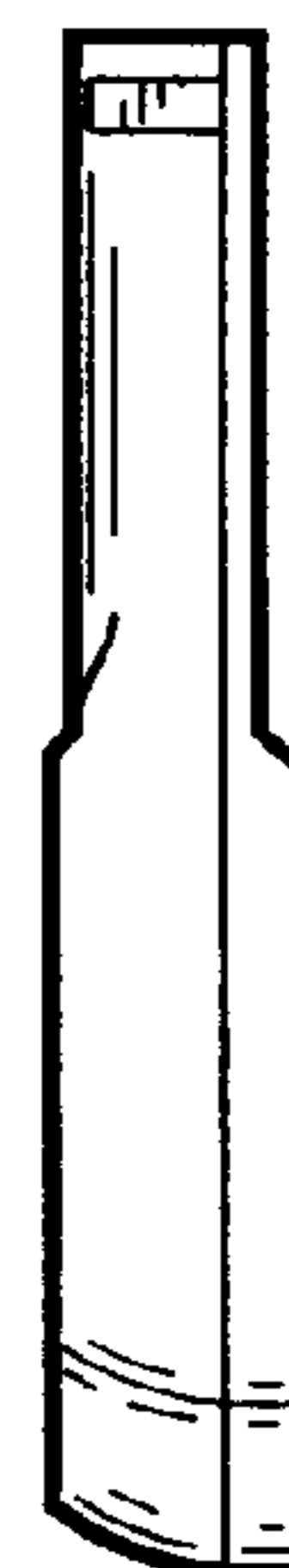


Fig. 5



Fig. 6




Fig. 7

