



US00D473221S

(12) **United States Design Patent**
Gargani et al.

(10) **Patent No.: US D473,221 S**

(45) **Date of Patent: ** Apr. 15, 2003**

(54) **COMMUNICATIONS GATEWAY
ENCLOSURE**

(76) Inventors: **David Gargani**, 129 August La.,
Lansdale, PA (US) 19446; **Joost
Schouten**, 78 Scacebrook Rd., R.R. #3,
Pittsfield, MA (US) 01201; **David
Horoschak**, 54 Saddle Dr., Furlong, PA
(US) 18925; **Charles Herrmann**, 935
Beverly Rd., Rydal, PA (US) 19046;
Carol Mathews, 38 Incurve Rd.,
Levittown, PA (US) 19057; **Yeh Chou
Hsieh**, 5F, No. 21-4, Lane 11, Guo-Tai
St., Ban-Chiau, Taipei (TW)

(**) Term: **14 Years**

(21) Appl. No.: **29/150,808**

(22) Filed: **Nov. 28, 2001**

(51) **LOC (7) Cl. 14-03**

(52) **U.S. Cl. D14/240**

(58) **Field of Search** D14/137, 240,
D14/138, 242, 308, 356, 357, 358, 311,
313, 441, 144, 348-355, 370, 341-347,
125, 432, 433, 155, 299, 257, 439, 140,
188, 230, 241, 243, 245; 379/433.01-433.13,
419, 434, 428.01-428.04, 420.01, 420.04,
440, 441, 442; 455/550-575, 90; D13/184,
123, 152, 147, 110, 164; 200/296, 293;
361/600, 622, 684, 724-728, 702

(56) **References Cited**

U.S. PATENT DOCUMENTS

D284,854 S * 7/1986 Vaillant D14/240
D301,331 S * 5/1989 Rhodin D13/107
D325,902 S * 5/1992 Hudson et al. D13/184
D327,887 S * 7/1992 Pushelberg et al. D14/140
D342,250 S * 12/1993 Beaumont et al. D14/142
D347,004 S * 5/1994 Beaumont et al. D14/137
D364,618 S * 11/1995 Somoza D14/142
D367,859 S * 3/1996 Beaumont et al. D14/142
5,521,793 A * 5/1996 Dalgleish et al. 361/752
5,548,643 A * 8/1996 Dalgleish et al. 379/429

D377,339 S * 1/1997 Beruscha et al. D13/184
D377,652 S * 1/1997 Sarkiniemi D14/240
D379,993 S * 6/1997 Devitt et al. D14/240
D391,967 S * 3/1998 Blais et al. D14/240
D392,644 S * 3/1998 McGugan D14/240
D394,266 S * 5/1998 Hogenbirk D14/240
D399,190 S * 10/1998 Dale et al. D13/184
D415,769 S * 10/1999 Waldner D14/240
D417,667 S * 12/1999 Loubert et al. D14/155
D419,966 S * 2/2000 Mowery et al. D13/184
D424,028 S * 5/2000 Vaiani D13/184
D429,238 S * 8/2000 Kolinen D14/240
D438,532 S 3/2001 Gargani et al.
D438,533 S * 3/2001 Arpe D14/240
D449,824 S * 10/2001 Higa et al. D13/184
D456,364 S * 4/2002 Suen D13/162
D461,180 S * 8/2002 Van Egmond et al. D14/240

* cited by examiner

Primary Examiner—Jeffrey Asch

(74) *Attorney, Agent, or Firm*—Volpe and Koenig, P.C.

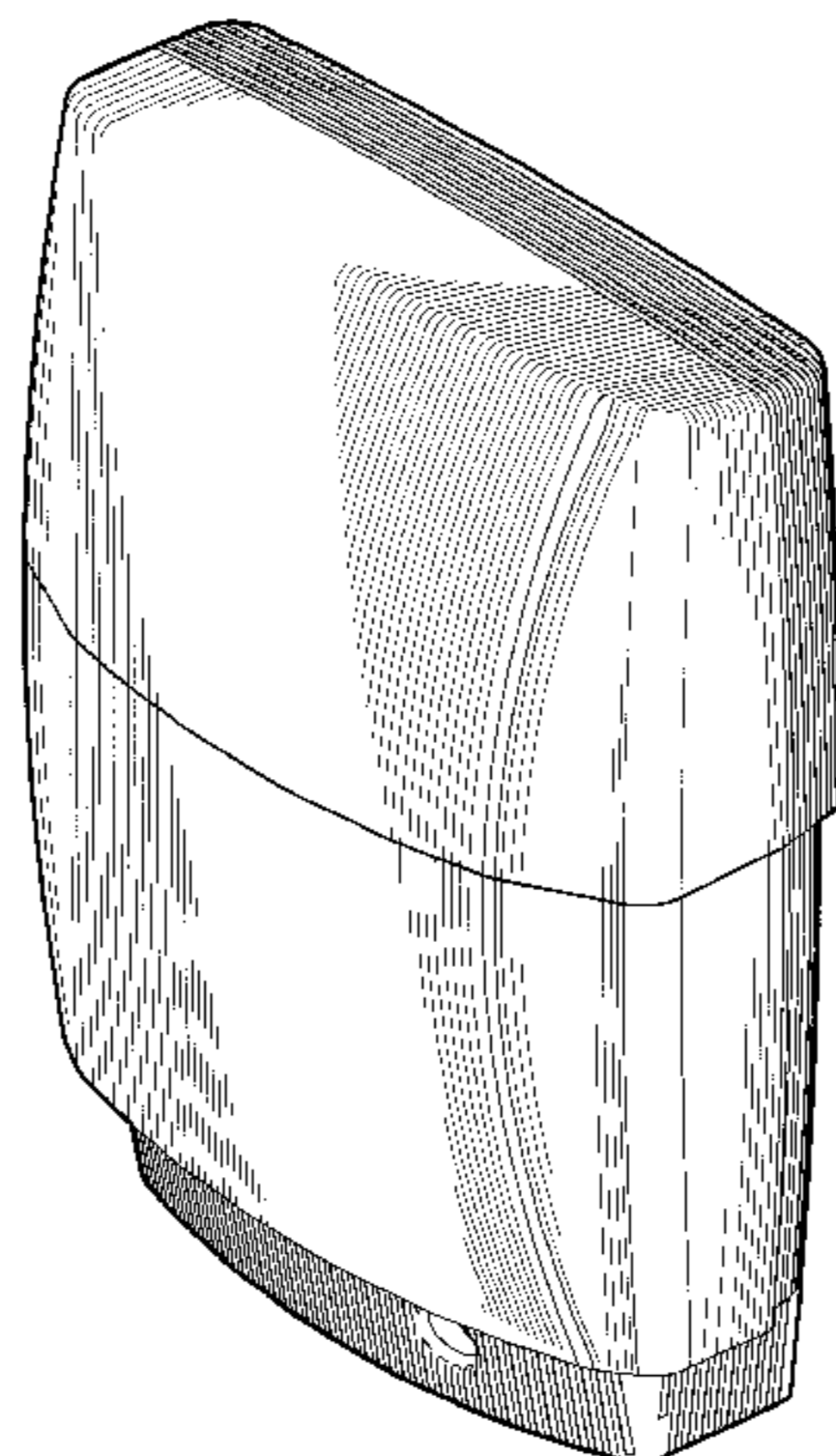
(57) **CLAIM**

The ornamental design for a communications gateway enclosure, as shown and described.

DESCRIPTION

FIG. 1 is a top perspective view of a communications gateway enclosure according to our new design;
FIG. 2 is a bottom perspective view of the communications gateway enclosure of FIG. 1;
FIG. 3 is a front elevational view of the communications gateway enclosure of FIG. 1;
FIG. 4 is a rear elevational view of the communications gateway enclosure of FIG. 1;
FIG. 5 is a top plan view of the communications gateway enclosure of FIG. 1;
FIG. 6 is a bottom plan view of the communications gateway enclosure of FIG. 1;
FIG. 7 is a right-side elevational view of the communications gateway enclosure of FIG. 1; and,
FIG. 8 is a left-side elevational view of the communications gateway enclosure of FIG. 1.
The broken lines in the views show environmental features and form no part of the claimed design.

1 Claim, 6 Drawing Sheets



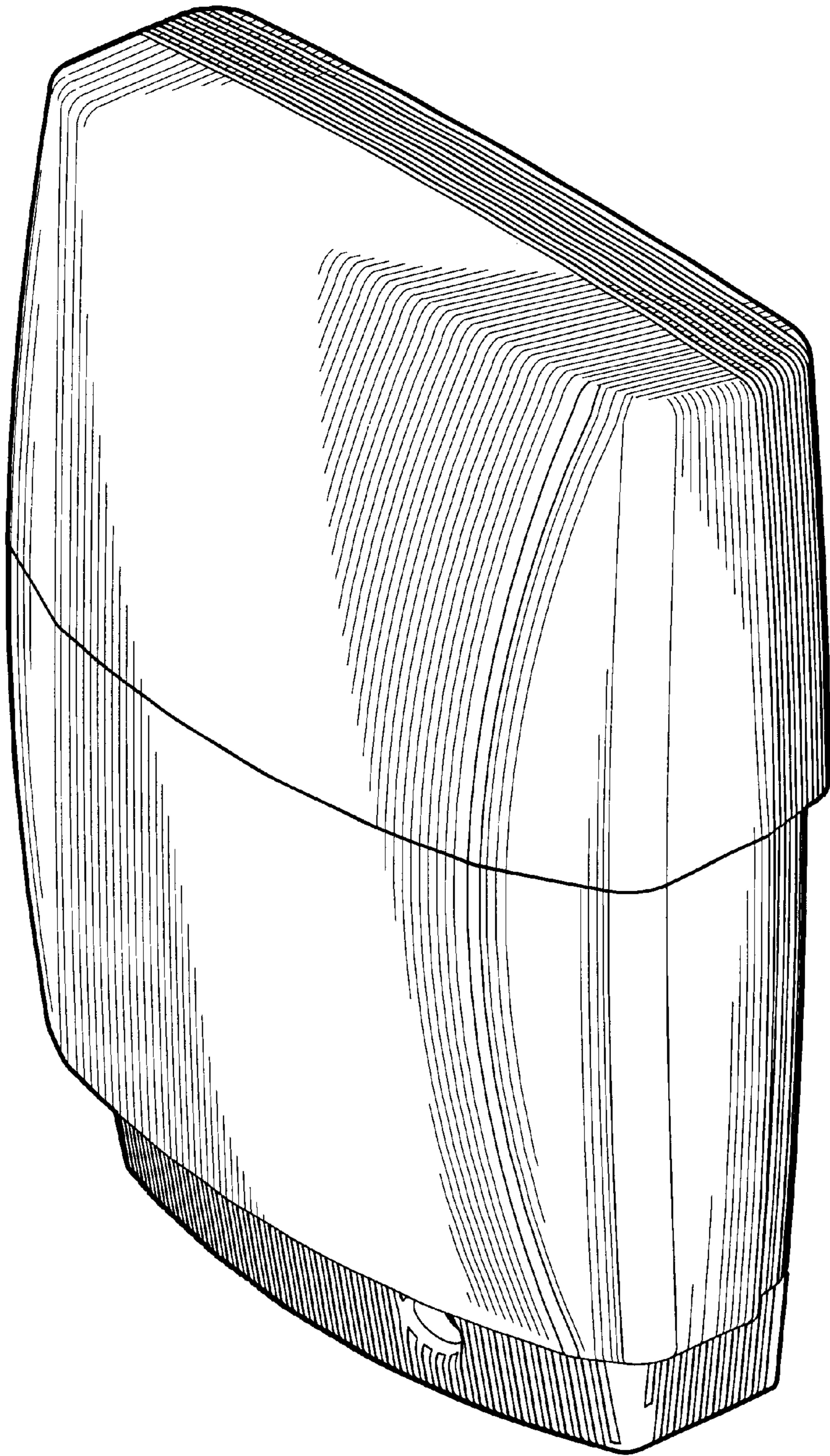


FIG. 1

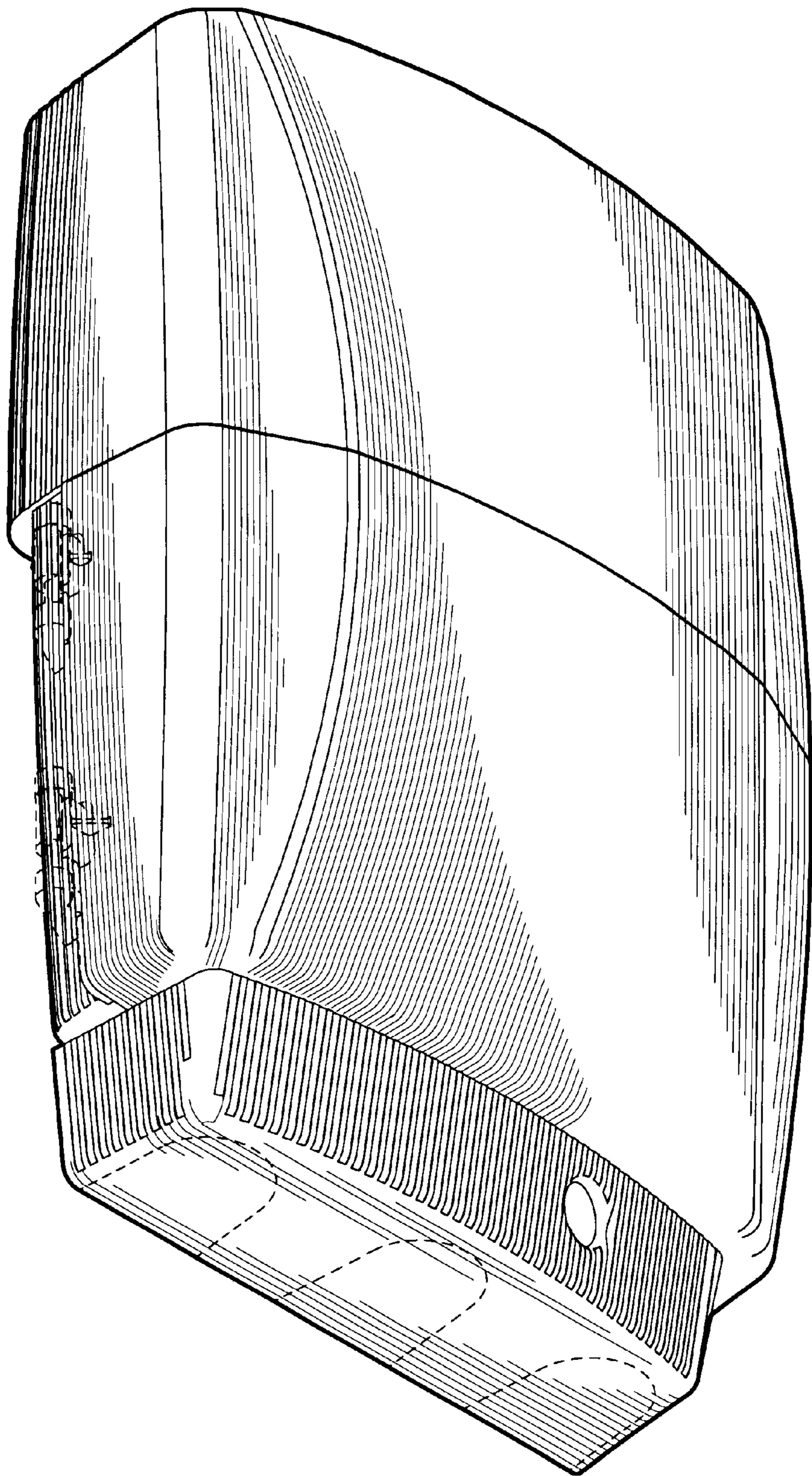


FIG. 2




FIG. 3

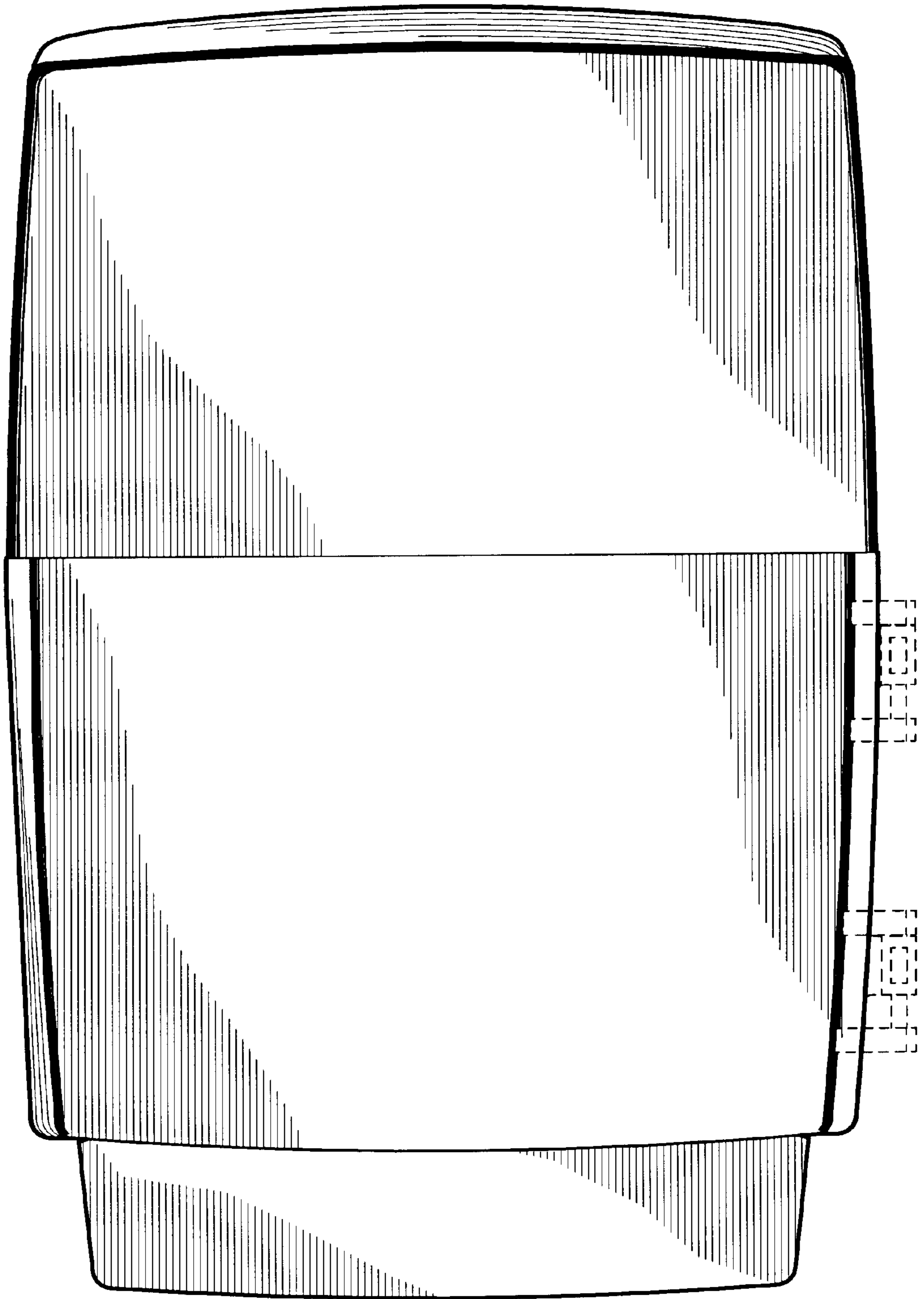


FIG. 4

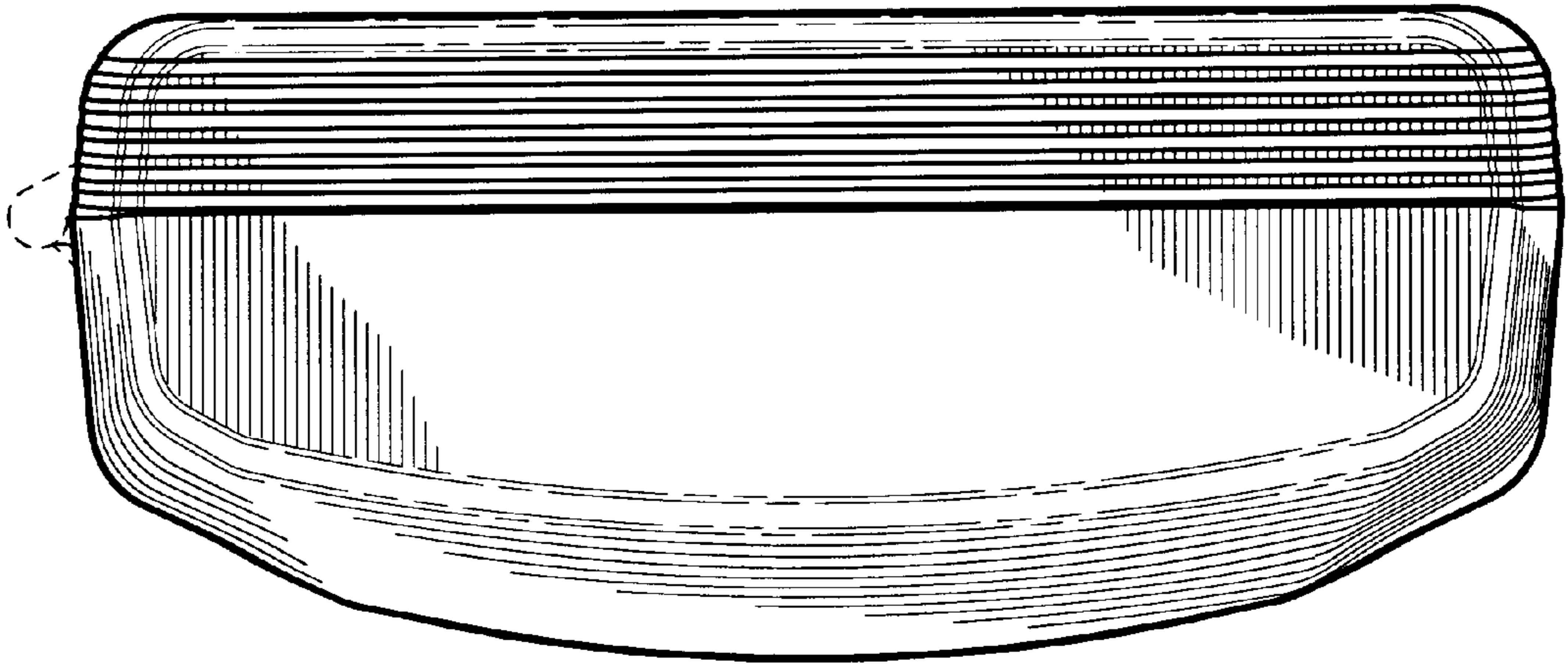


FIG. 5

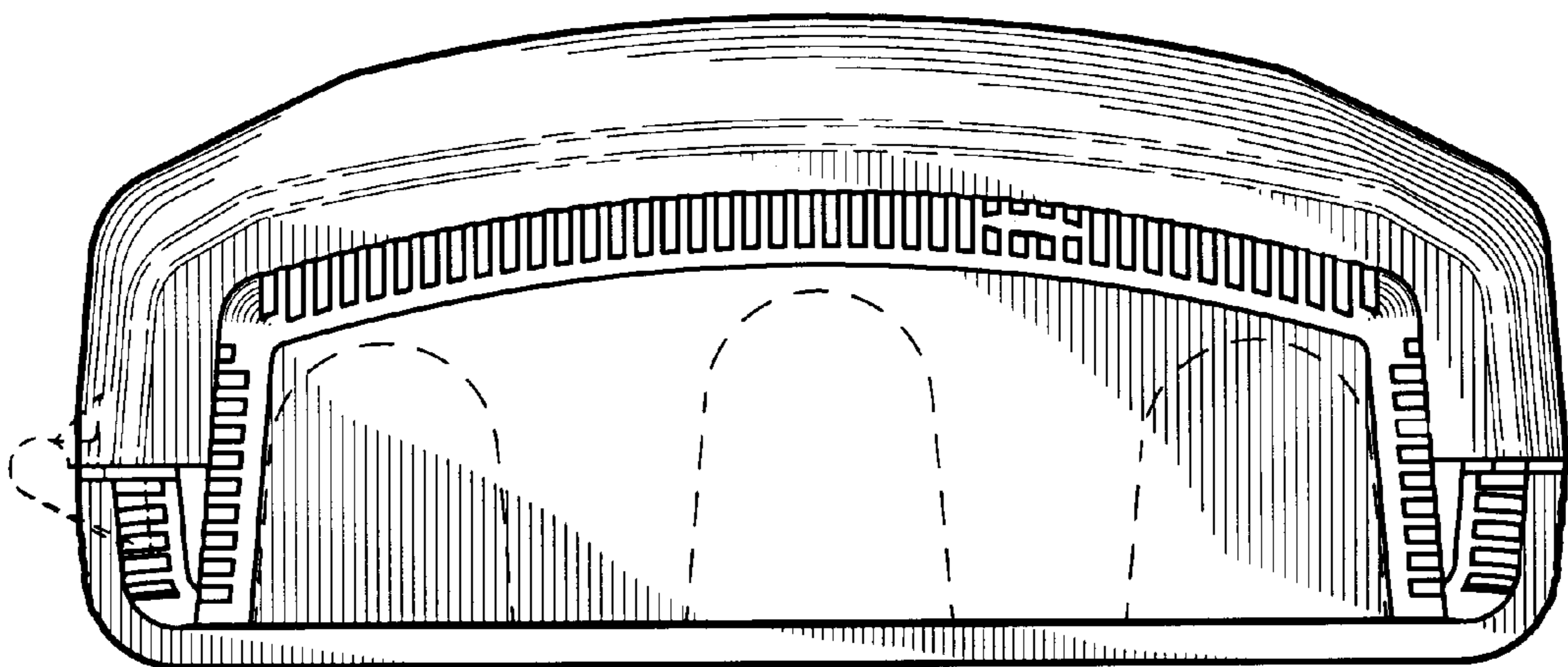


FIG. 6

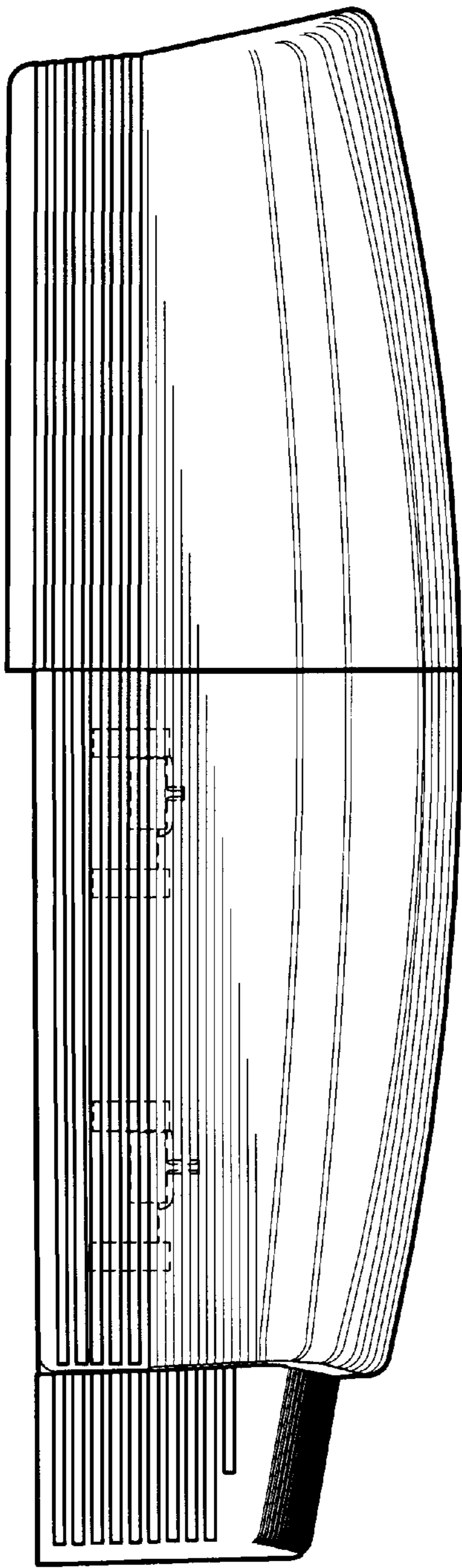


FIG. 7



FIG. 8

UNITED STATES PATENT AND TRADEMARK OFFICE
CERTIFICATE OF CORRECTION

PATENT NO. : Des. 473,221 S
DATED : April 15, 2003
INVENTOR(S) : Gargani et al.

Page 1 of 1

It is certified that error appears in the above-identified patent and that said Letters Patent is hereby corrected as shown below:

Title page,

Item [73], Assignee, insert -- **General Instrument Corporation, Horsham, PA** --.

Signed and Sealed this

Fifth Day of August, 2003

A handwritten signature in black ink, appearing to read "James E. Rogan", written over a horizontal line.

JAMES E. ROGAN

Director of the United States Patent and Trademark Office