



US00D473205S

(12) **United States Design Patent**
Tajima

(10) **Patent No.:** **US D473,205 S**

(45) **Date of Patent:** **** Apr. 15, 2003**

(54) **VOICE RECORDER AND PLAYER**

D426,223 S * 6/2000 Nomura D14/167

D453,752 S * 2/2002 Lee D14/192

D457,872 S * 5/2002 Tanio D14/167

(75) Inventor: **Kenji Tajima**, Hachioji (JP)

(73) Assignee: **Olympus Optical Co., Ltd.**, Tokyo (JP)

* cited by examiner

(**) Term: **14 Years**

Primary Examiner—Nanda Bondade

(74) *Attorney, Agent, or Firm*—Hogan & Hartson, LLP

(21) Appl. No.: **29/159,627**

(22) Filed: **Apr. 24, 2002**

(30) **Foreign Application Priority Data**

Nov. 6, 2001 (JP) 2001-032700

(51) **LOC (7) Cl.** **14-01**

(52) **U.S. Cl.** **D14/167; D14/168**

(58) **Field of Search** D14/156–157,
D14/160–165, 167–168, 188–189, 217–218,
299, 496; 312/7.1; 369/75.1, 75.2, 77.1,
77.2; 455/344, 347–351

(56) **References Cited**

U.S. PATENT DOCUMENTS

D304,191 S * 10/1989 Sekine D14/192

(57) **CLAIM**

The design for voice recorder and player, substantially as shown and described.

DESCRIPTION

FIG. 1 is a front view.

FIG. 2 is a left side view.

FIG. 3 is a right side view.


FIG. 4 is a top plan view.

FIG. 5 is a bottom plan view.

FIG. 6 is a rear view; and,

FIG. 7 is a right, top, front perspective view.

1 Claim, 6 Drawing Sheets






FIG. 1

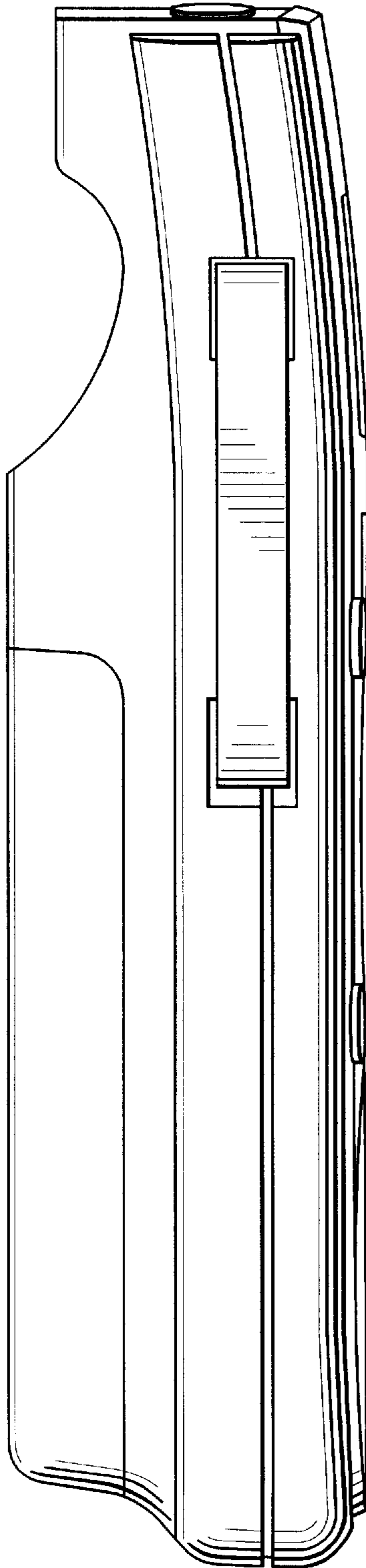


FIG. 2

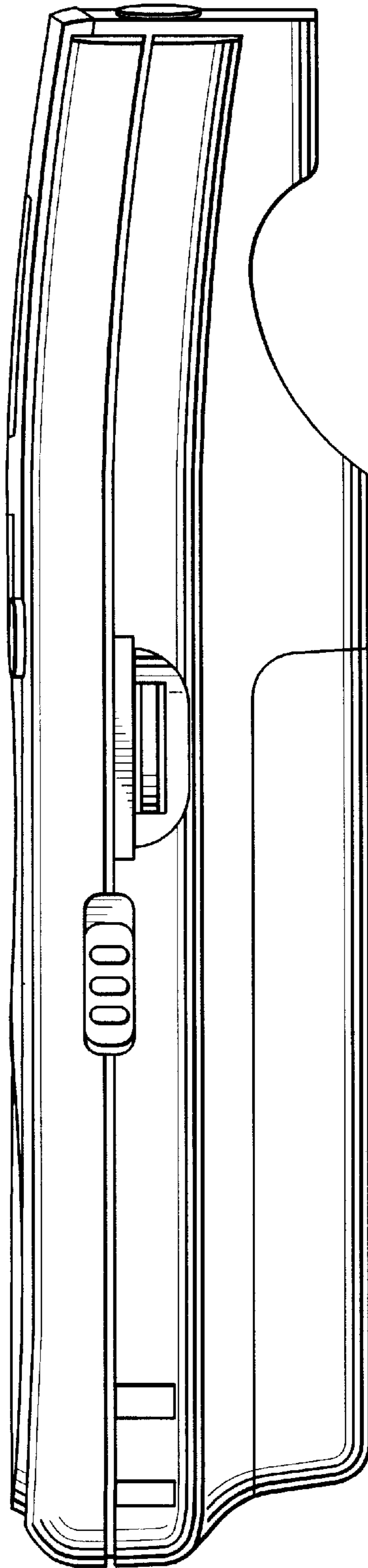


FIG. 3

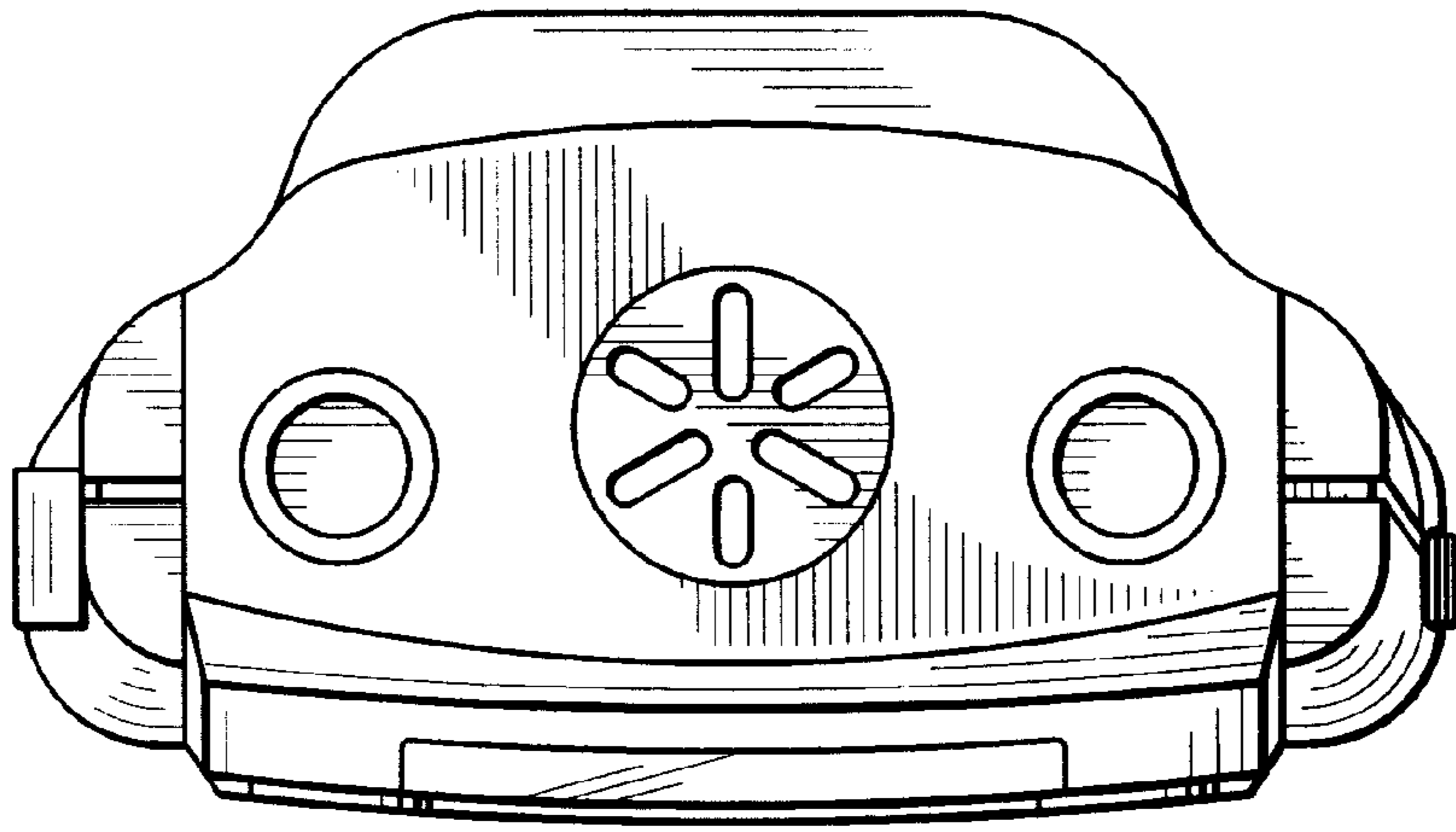


FIG. 4




FIG. 5

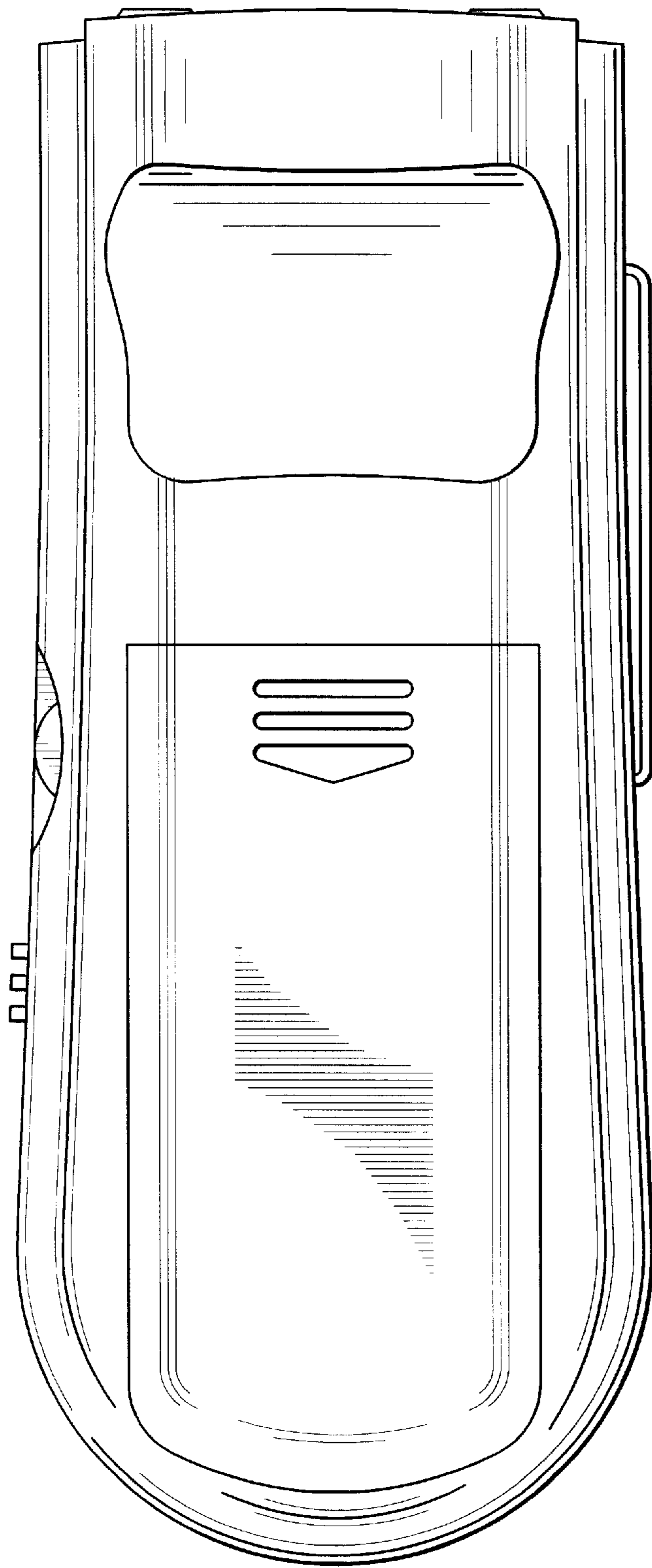


FIG. 6




FIG. 7