



US00D473183S

(12) **United States Design Patent**
Murata

(10) **Patent No.:** **US D473,183 S**

(45) **Date of Patent:** **** Apr. 15, 2003**

(54) **TIRE FOR AUTOMOBILE**

(75) **Inventor:** **Takehiko Murata, Kobe (JP)**

(73) **Assignee:** **Sumitomo Rubber Industries, Ltd.,
Hyogo (JP)**

(**) **Term:** **14 Years**

(21) **Appl. No.:** **29/160,863**

(22) **Filed:** **May 17, 2002**

(30) **Foreign Application Priority Data**

Dec. 7, 2001 (JP) 2001-036154

(51) **LOC (7) Cl.** **12-15**

(52) **U.S. Cl.** **D12/564**

(58) **Field of Search** D12/544, 545,
D12/547, 549, 550, 551, 552, 553, 555,
556, 558, 559, 560, 564, 566, 580, 585,
586, 596, 600, 602; 152/209.1, 209.9, 209.11,
209.12, 209.13, 209.26, 209.28

(56) **References Cited**

U.S. PATENT DOCUMENTS

D340,895 S * 11/1993 Himuro et al. D12/550
D397,650 S * 9/1998 Himuro D12/551

D427,953 S * 7/2000 Murata D12/552
D437,268 S * 2/2001 Reid et al. D12/555
D456,764 S * 5/2002 Heinen et al. D12/551

OTHER PUBLICATIONS

Bridgestone Winter Dueler DM-Z2 Tire, 2001 Tread Design Guide, Jan. 2001, p. 19, 4/1.*

* cited by examiner

Primary Examiner—Robert M. Spear

(74) *Attorney, Agent, or Firm*—Birch, Stewart, Kolasch & Birch, LLP

(57) **CLAIM**

The ornamental design for a tire for automobile, as shown.

DESCRIPTION

FIG. 1 is a front view of a tire for automobile showing my new design;
FIG. 2 is a rear view thereof;
FIG. 3 is a top plan view thereof;
FIG. 4 is a right side view thereof;
FIG. 5 is a left side view thereof;
FIG. 6 is a perspective view thereof; and,
FIG. 7 is a cross-sectional view taken along line 7—7 of FIG. 1.

1 Claim, 5 Drawing Sheets

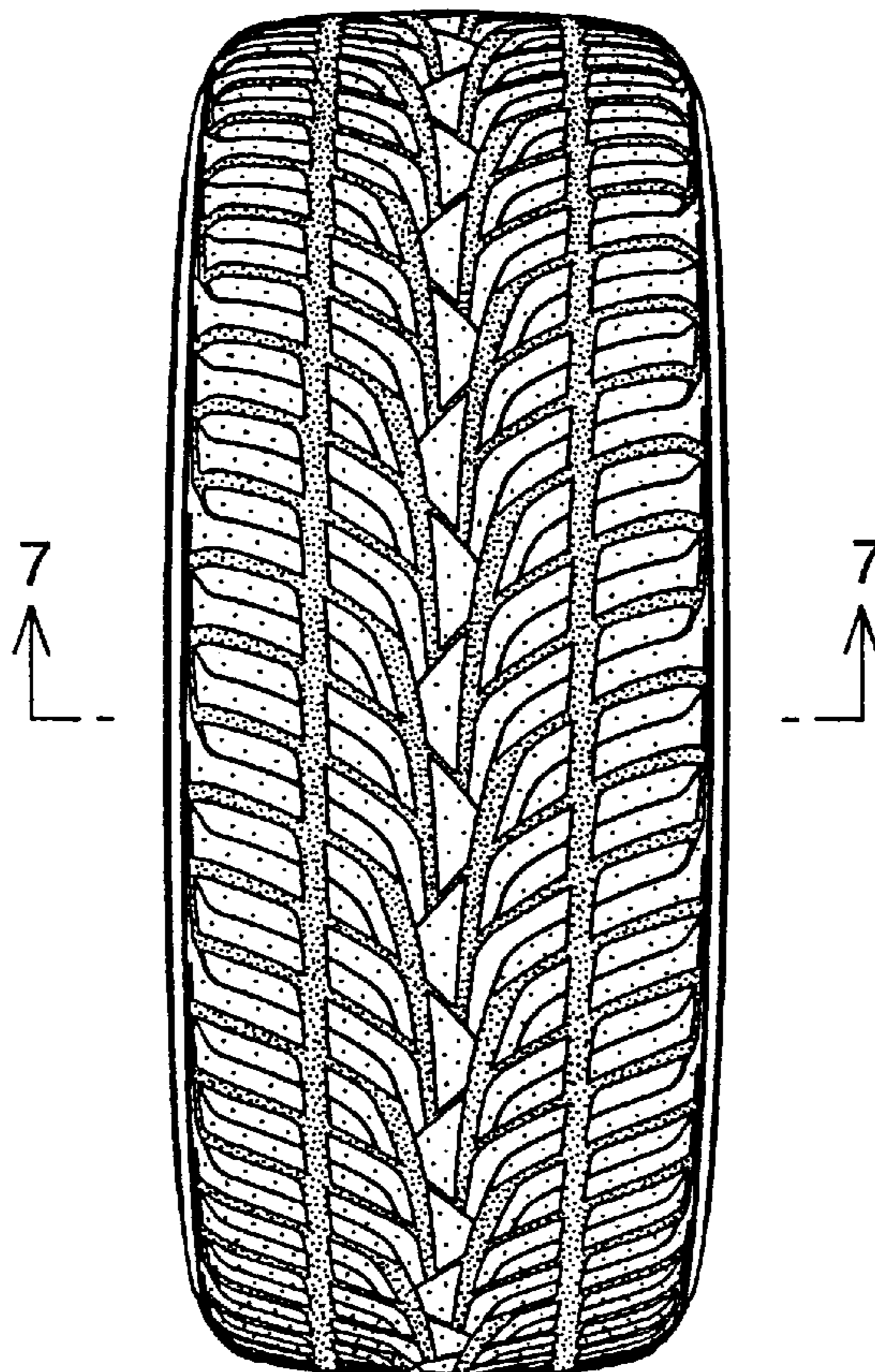


FIG. 1

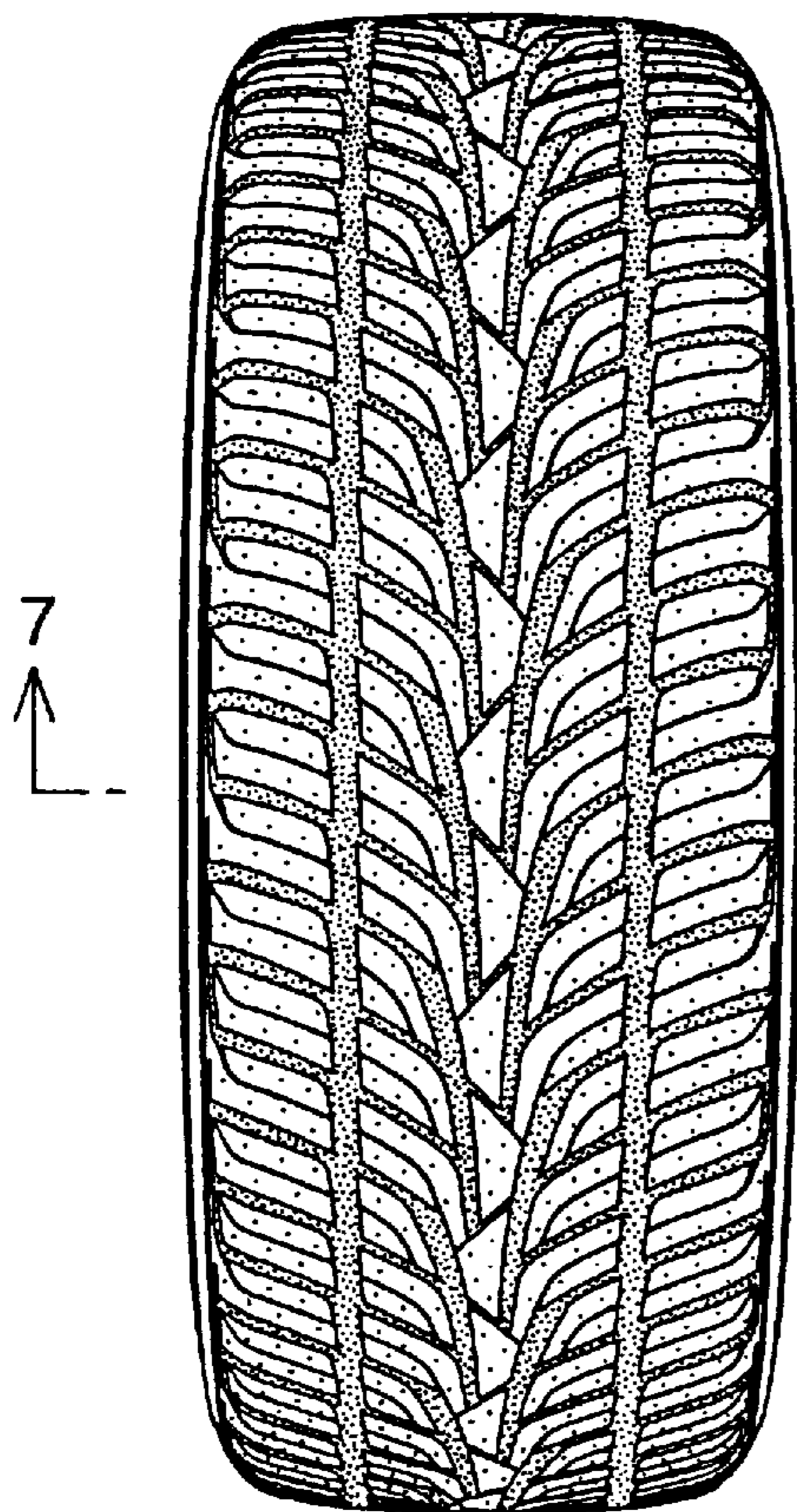


FIG. 2

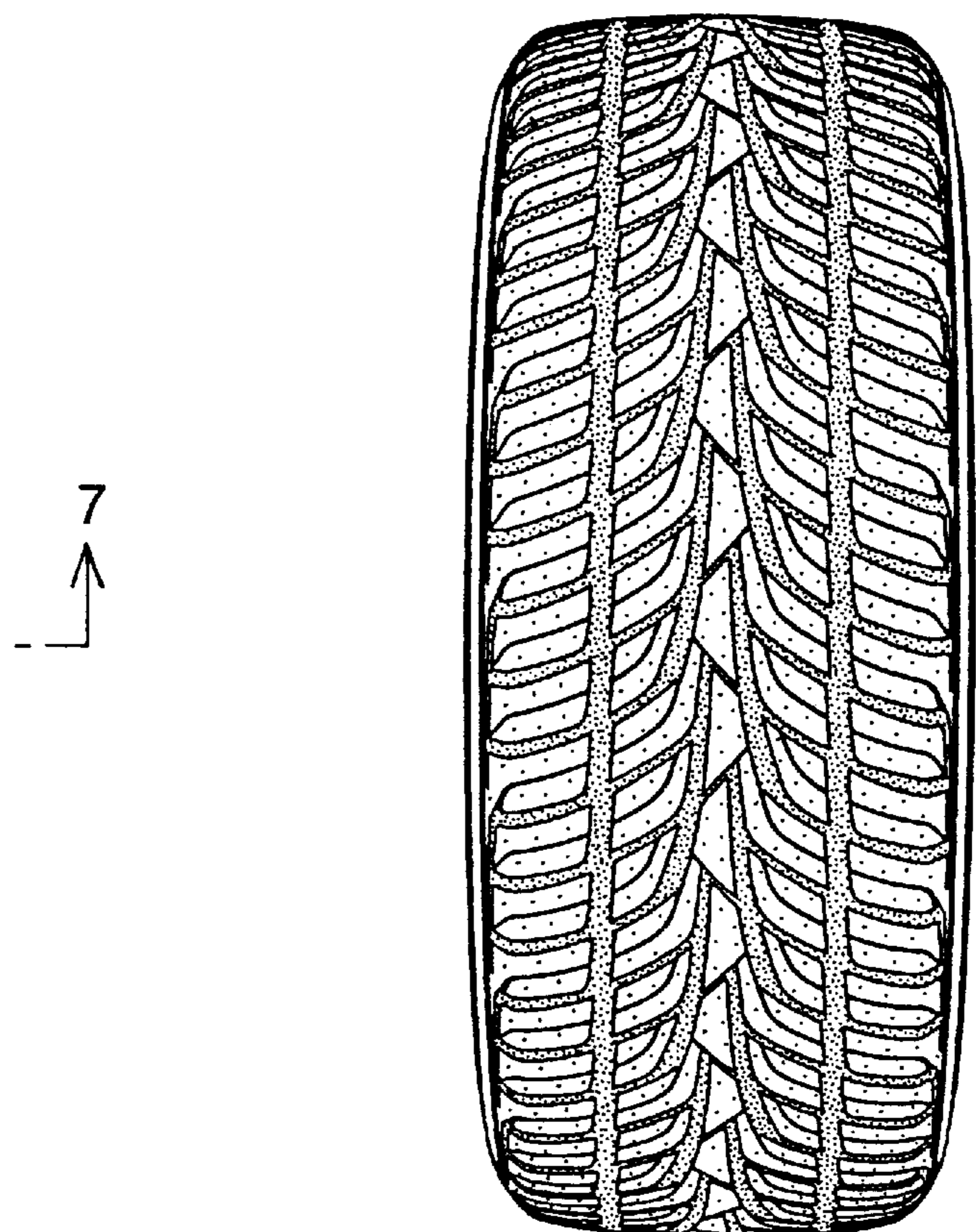


FIG. 3

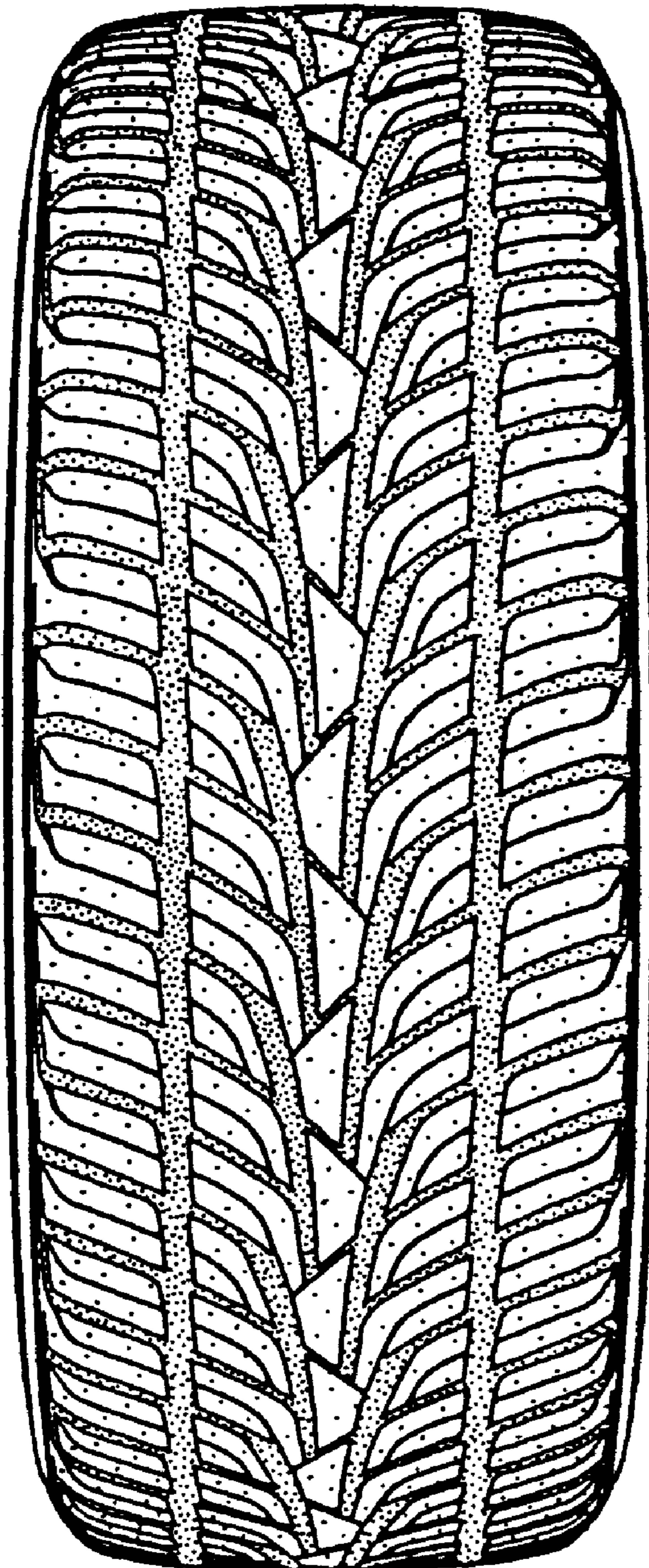


FIG. 4




FIG. 5




FIG. 6

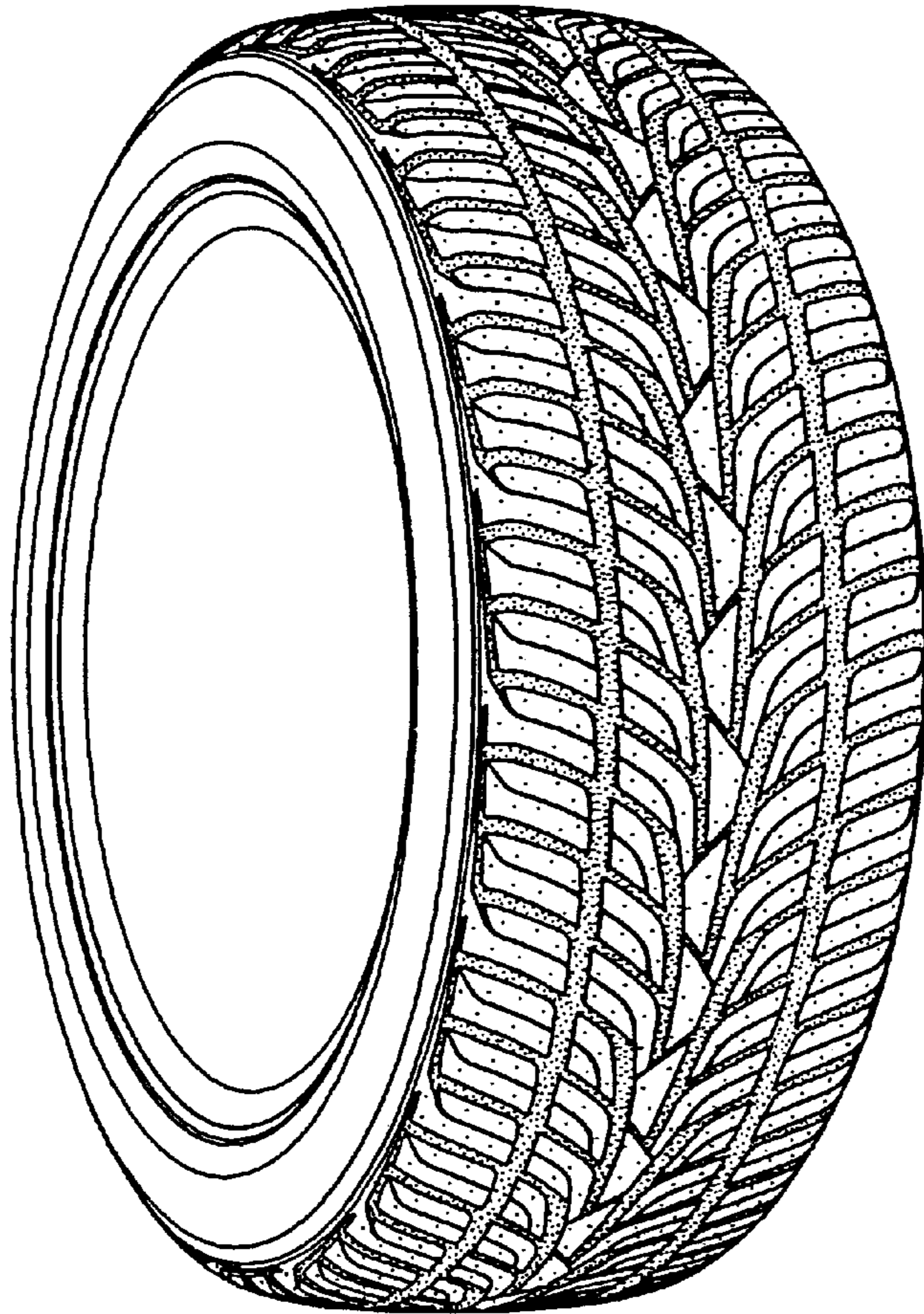


FIG. 7

