



US00D473182S

(12) **United States Design Patent**
Pfeiffer et al.

(10) **Patent No.:** **US D473,182 S**

(45) **Date of Patent:** **** Apr. 15, 2003**

(54) **SURFACE CONFIGURATION OF A CENTER CONSOLE FOR A VEHICLE**

(75) Inventors: **Peter Pfeiffer**, Boeblingen (DE); **Murat Guenak**, Ehningen (DE); **Stephen Mattin**, Sindelfingen (DE); **Christopher Benjamin**, Newport Beach, CA (US)

(73) Assignee: **DaimlerChrysler AG**, Stuttgart (DE)

(**) Term: **14 Years**

(21) Appl. No.: **29/162,714**

(22) Filed: **Jun. 24, 2002**

(30) **Foreign Application Priority Data**

Dec. 24, 2001 (DE) 401 11 152

(51) **LOC (7) Cl.** **12-16**

(52) **U.S. Cl.** **D12/415**

(58) **Field of Search** D12/415, 419, D12/421-424, 192; 180/90; 108/44-45; 224/42.11, 926, 275-276, 327, 540-542; 280/750-752, DIG. 5, 762, 770; 296/70, 190-191, 37.1, 37.6-37.16, 181-183

(56) **References Cited**

U.S. PATENT DOCUMENTS

- D216,780 S * 3/1970 Tronville et al. D12/415
- D313,962 S * 1/1991 Haag et al. D12/415
- D385,847 S * 11/1997 Ma et al. D12/415

- D431,220 S * 9/2000 Wyszogrod et al. D12/192
- D433,362 S * 11/2000 Wyszogrod et al. D12/192
- D447,998 S * 9/2001 Pfeiffer et al. D12/415
- D448,720 S * 10/2001 Nash et al. D12/419
- D456,340 S * 4/2002 Boulay et al. D12/415

* cited by examiner

Primary Examiner—Stacia Cadmus

(74) *Attorney, Agent, or Firm*—Crowell & Moring LLP

(57) **CLAIM**

The ornamental design for a surface configuration of a center console for a vehicle, as shown and described.

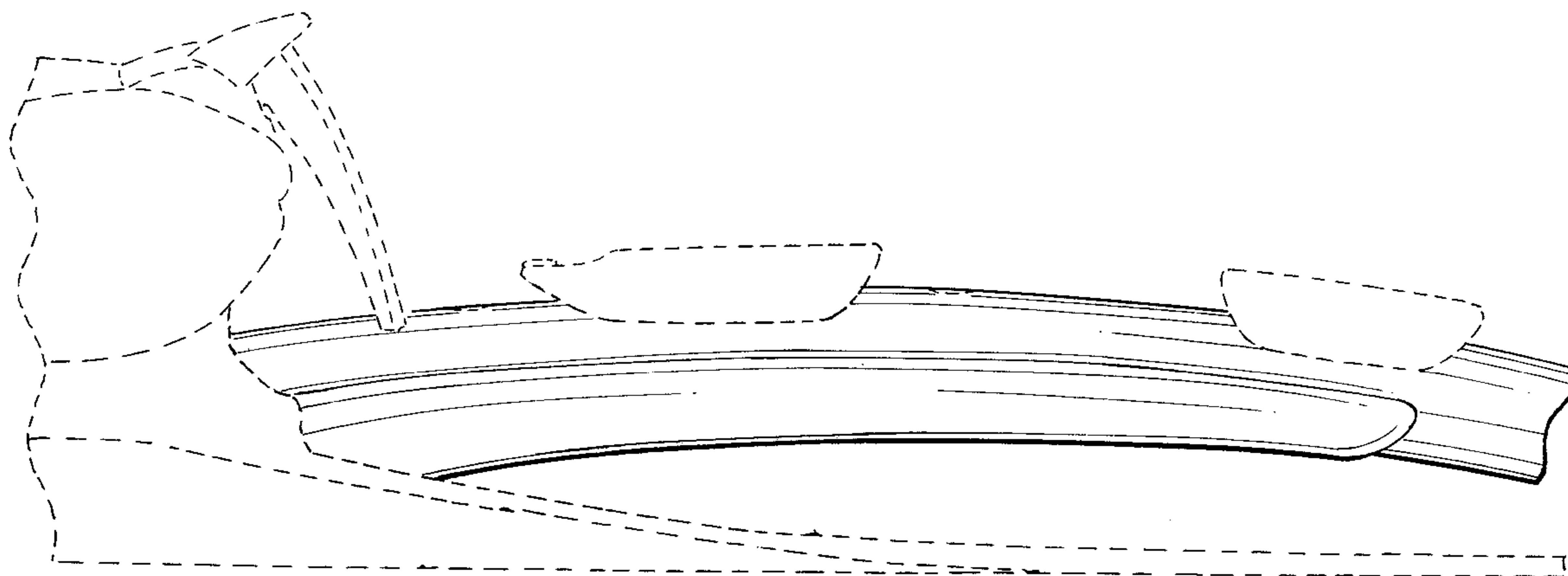
DESCRIPTION

This application is related to the following co-pending applications, of the inventors, filed on even date herewith: Application Ser. No. 29/162,833, entitled "Surface Configuration of a Dashboard for a Vehicle"; Application Ser. No. 29/162,831, entitled "Surface Configuration of a Center Console for a Vehicle"; and Application Ser. No. 29/162,832, entitled "Surface Configuration of a Control Panel for a Vehicle".

FIG. 1 is a top view of a surface configuration of a center console for a vehicle according to our novel design; and, FIG. 2 is a left side view of the surface configuration of a center console for a vehicle according to our novel design, the right side view being mirror symmetrical.

The dash lines included depict environment and are not part of the claimed design.

1 Claim, 2 Drawing Sheets



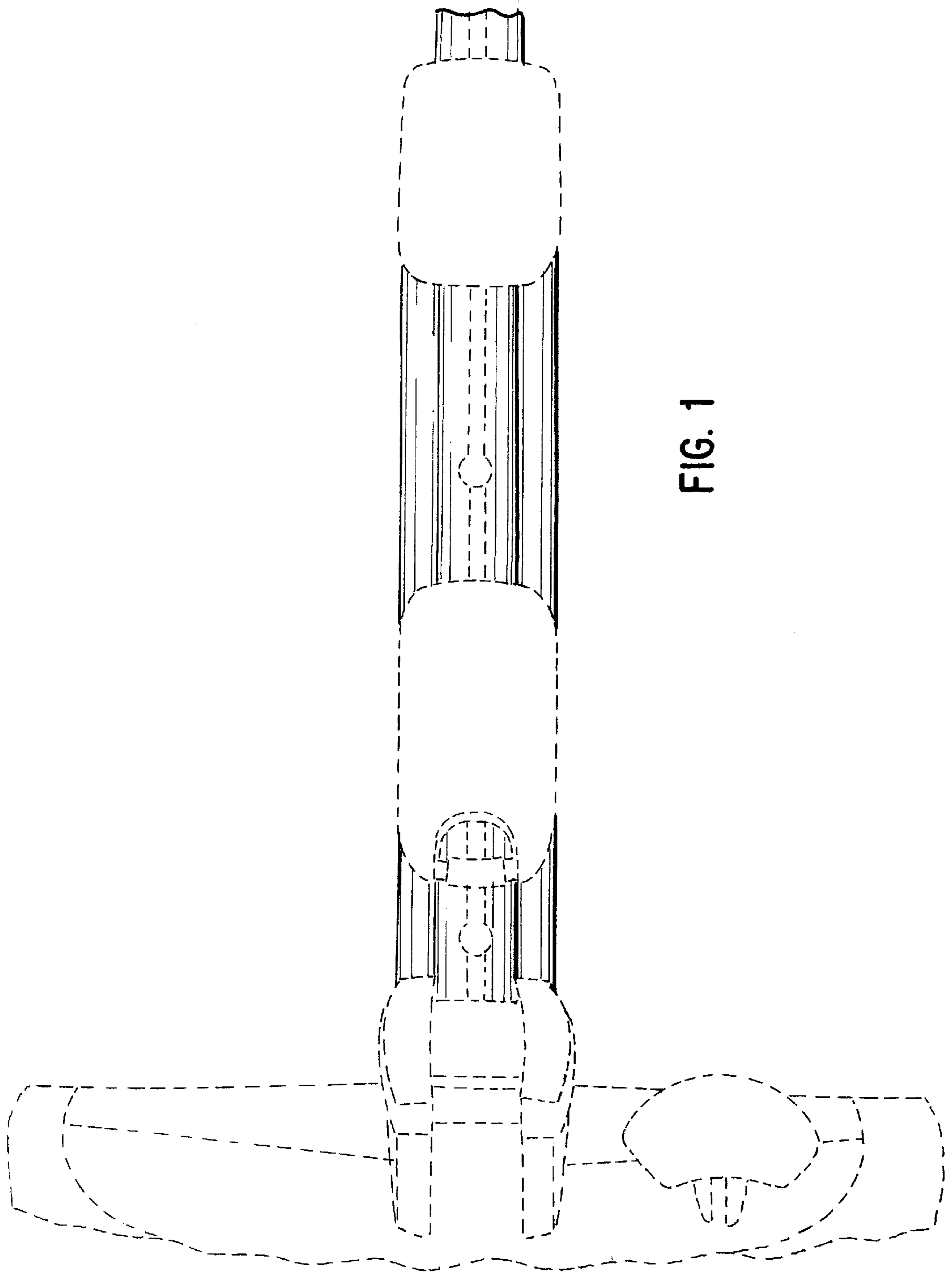


FIG. 1

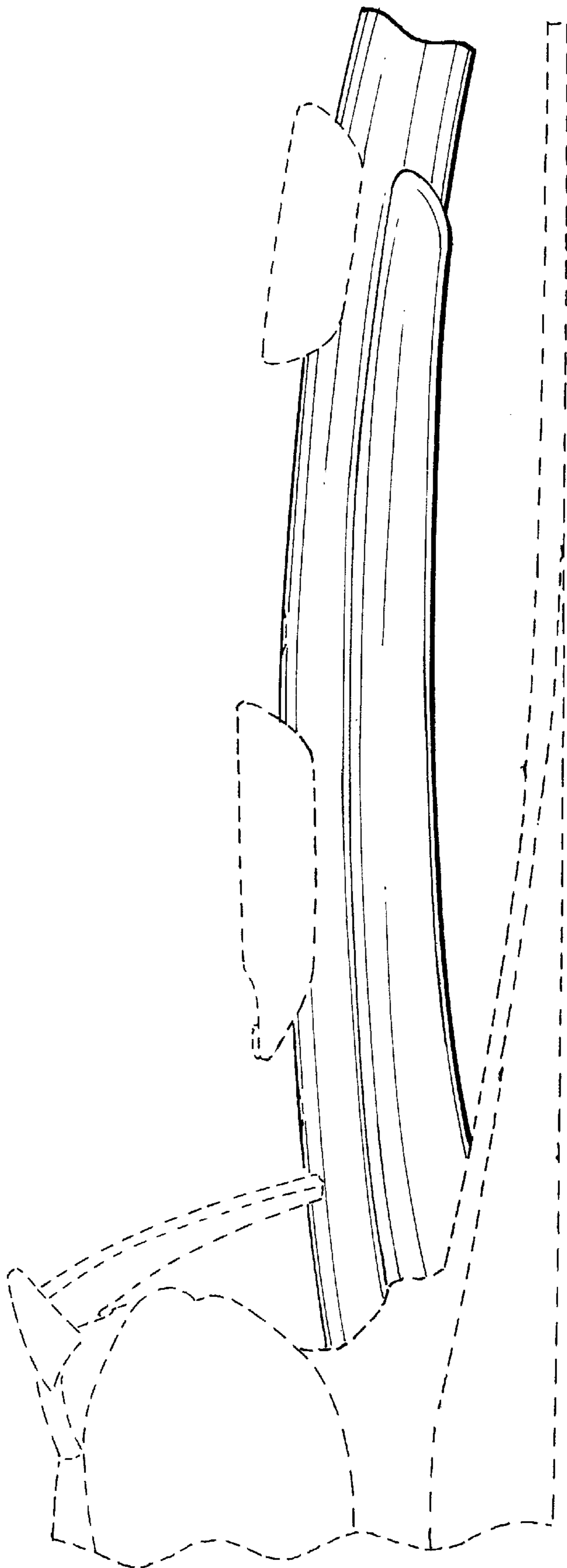


FIG. 2