



US00D473178S

(12) **United States Design Patent**
Schumacher

(10) **Patent No.:** **US D473,178 S**

(45) **Date of Patent:** **** Apr. 15, 2003**

(54) **BRACKETLESS RUNNING BOARD**

(75) Inventor: **Chris Schumacher**, Longmont, CO (US)

(73) Assignee: **Deflecta Shield Corporation**, Longmont, CO (US)

(**) Term: **14 Years**

(21) Appl. No.: **29/158,365**

(22) Filed: **Apr. 2, 2002**

(51) **LOC (7) Cl.** **12-16**

(52) **U.S. Cl.** **D12/203**

(58) **Field of Search** D12/203, 190, D12/85, 87; 280/163, 164.1, 153.5, 848, 607; 182/90-92; 428/81-82; 238/14; 180/182-185, 190, 193; D25/62, 69

(56) **References Cited**

U.S. PATENT DOCUMENTS

1,789,875 A	1/1931	Loudenslager	
1,861,430 A	5/1932	Bronson	
1,998,366 A	4/1935	Geyer	
2,021,522 A	11/1935	Schacht	
2,064,134 A	1/1936	Weiland	
2,044,407 A	6/1936	Smith	
2,122,240 A	6/1938	Smith	
2,132,471 A	10/1938	Hoffman	
3,488,082 A	1/1970	Wallace	
D257,250 S	* 10/1980	Stoltenberg et al. D12/203
4,544,991 A	10/1985	Gorsuch	
4,557,494 A	12/1985	Elwell	
4,749,191 A	6/1988	Gipson et al.	
4,935,638 A	6/1990	Straka	
4,985,810 A	1/1991	Ramsey	
D330,536 S	10/1992	Holloway et al.	
D336,629 S	* 6/1993	Hinrichs et al. D12/203
5,265,896 A	11/1993	Kravitz	
D349,679 S	* 8/1994	Waddington et al. D12/203
D351,128 S	* 10/1994	Waddington et al. D12/203
5,382,035 A	1/1995	Waddington et al.	
5,713,589 A	2/1998	Delgado et al.	

5,738,180 A	4/1998	Hofmann et al.	
D395,269 S	* 6/1998	McCauley, Jr. D12/203
D395,630 S	* 6/1998	Stanesic et al. D12/203
D397,980 S	* 9/1998	Thompson D12/203
D434,711 S	* 12/2000	McQuiston D12/203
D436,336 S	* 1/2001	Sadr D12/203
D446,760 S	* 8/2001	Turgeon et al. D12/203
D461,438 S	* 8/2002	Turgeon D12/203

OTHER PUBLICATIONS

“Lund SuperStep Installation Instructions”, 4 Pages, © Oct. 1994, Author Unknown.

Delta III “Running Board”, Brochure, 1 Page, Date and Author Unknown.

* cited by examiner

Primary Examiner—Stacia Cadmus

(74) *Attorney, Agent, or Firm*—Merchant & Gould P.C.

(57) **CLAIM**

The ornamental design for a bracketless running board, as shown and described.

DESCRIPTION

FIG. 1 is a perspective front view of the bracketless running board according to the principles of the invention.

FIG. 2 is an enlarged top view of the bracketless running board of FIG. 1.

FIG. 3 is an enlarged front view of the bracketless running board of FIG. 1.

FIG. 4 is an enlarged bottom view of the bracketless running board of FIG. 1.

FIG. 5 is an enlarged rear view of the bracketless running board of FIG. 1.

FIG. 6 is an enlarged front side view of the bracketless running board of FIG. 1.

FIG. 7 is an enlarged rear side view of the bracketless running board of FIG. 1; and,

FIG. 8 is a perspective front view of the bracketless running board according to the principles of the invention without the tread mat.

1 Claim, 4 Drawing Sheets

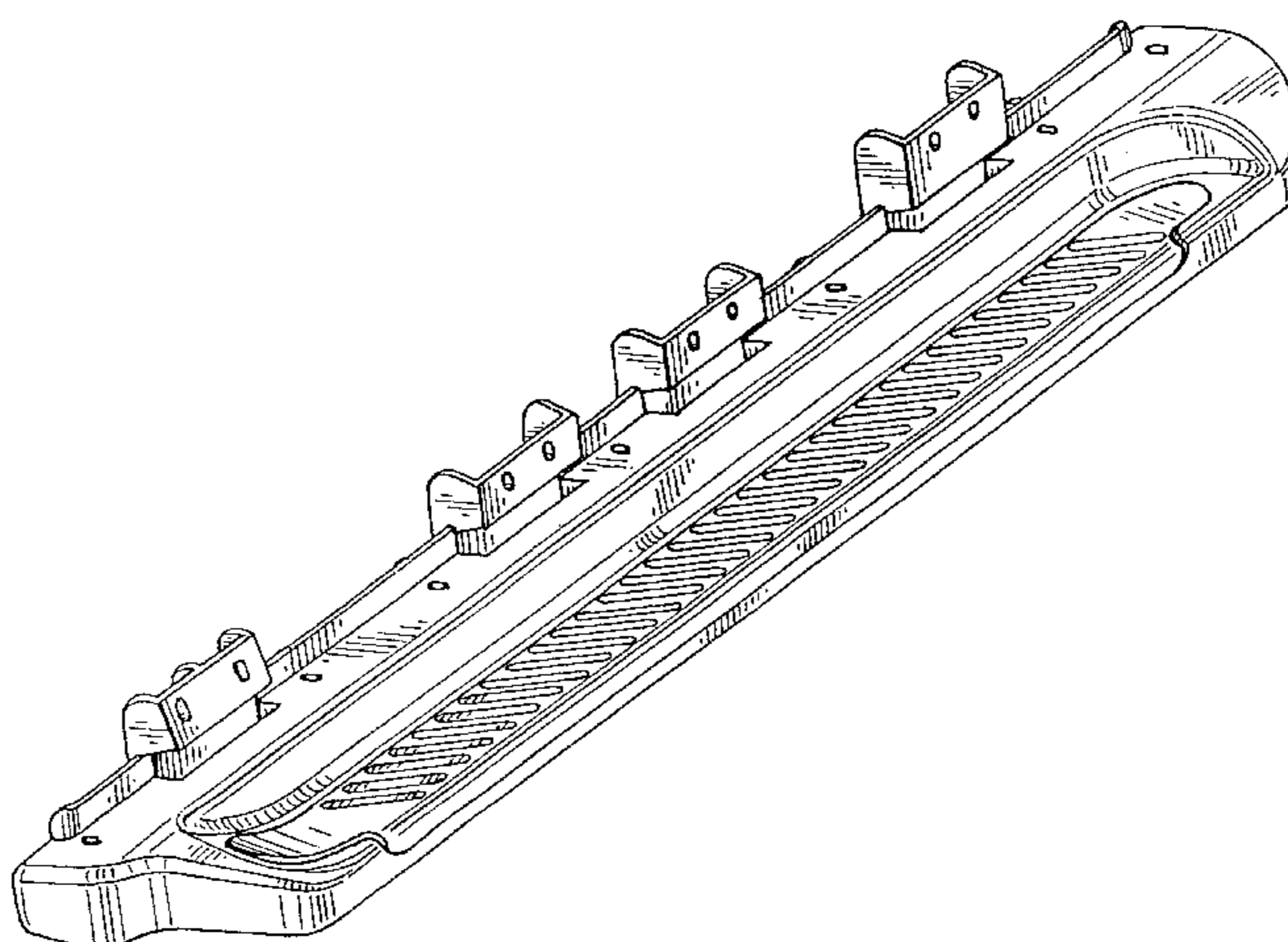


FIG. 1

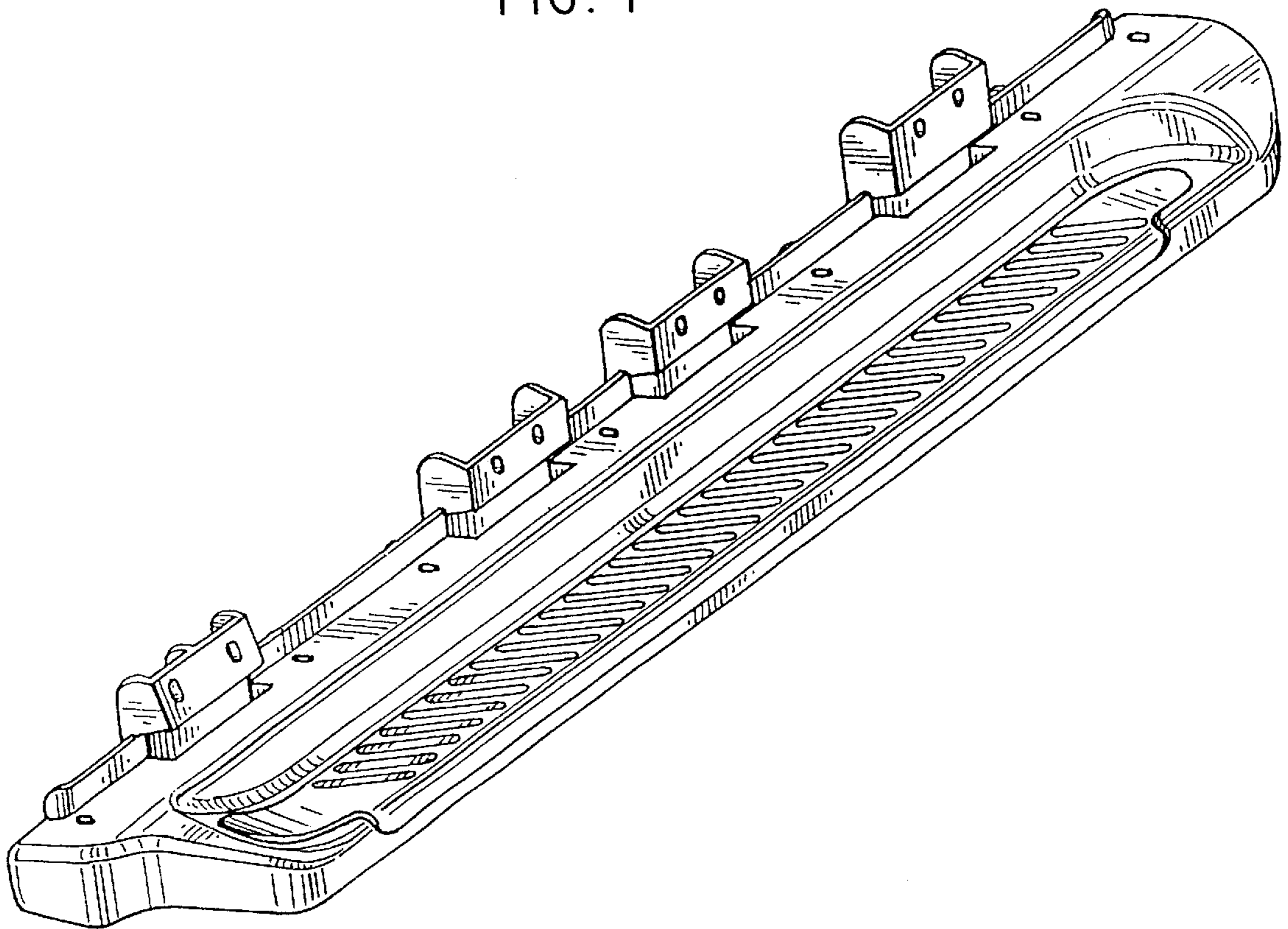


FIG. 2

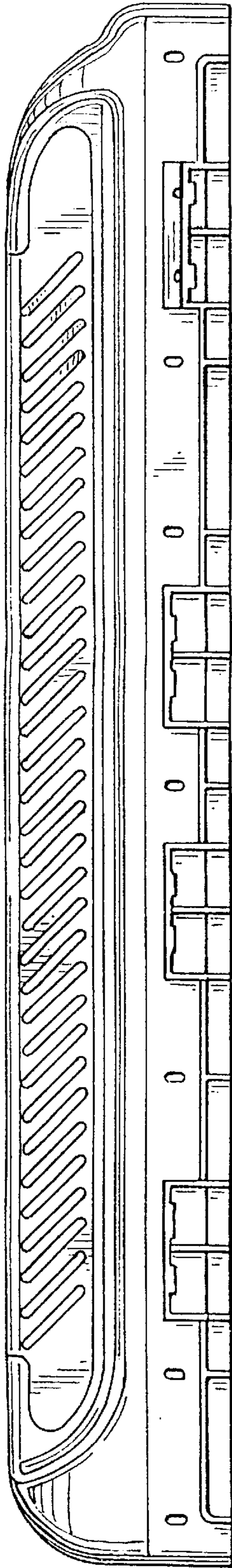


FIG. 3

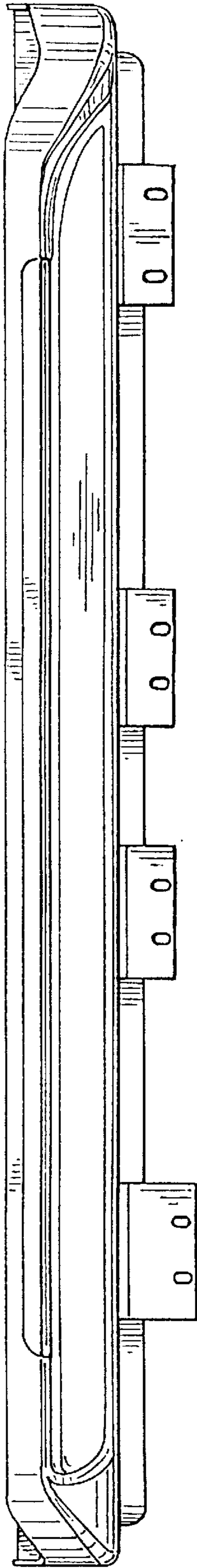


FIG. 4

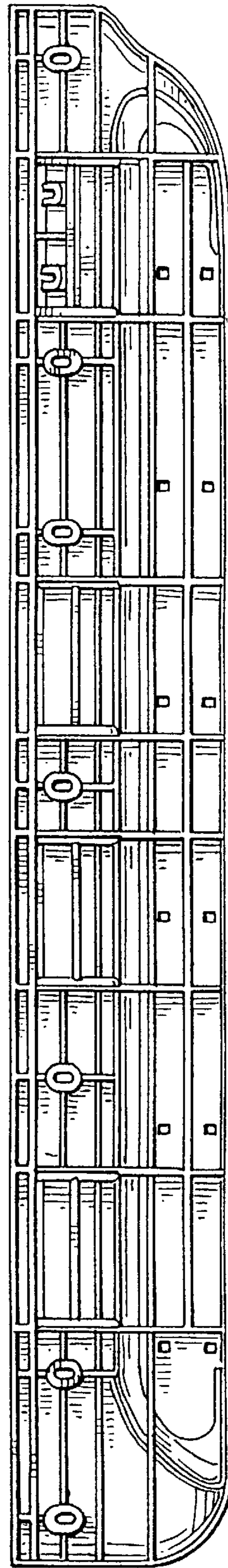


FIG. 5

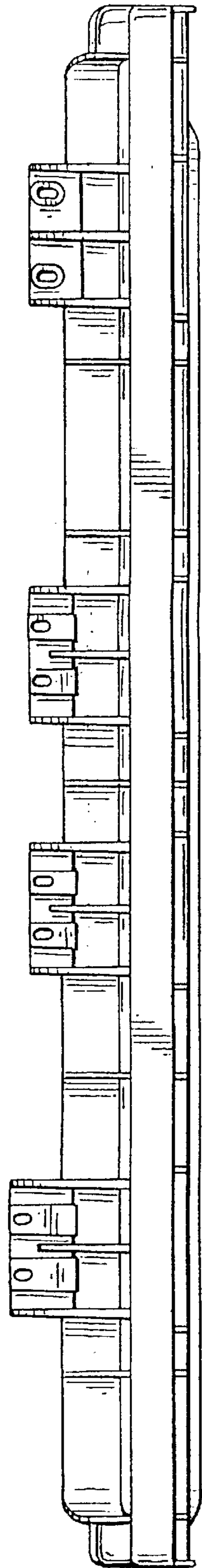


FIG. 6

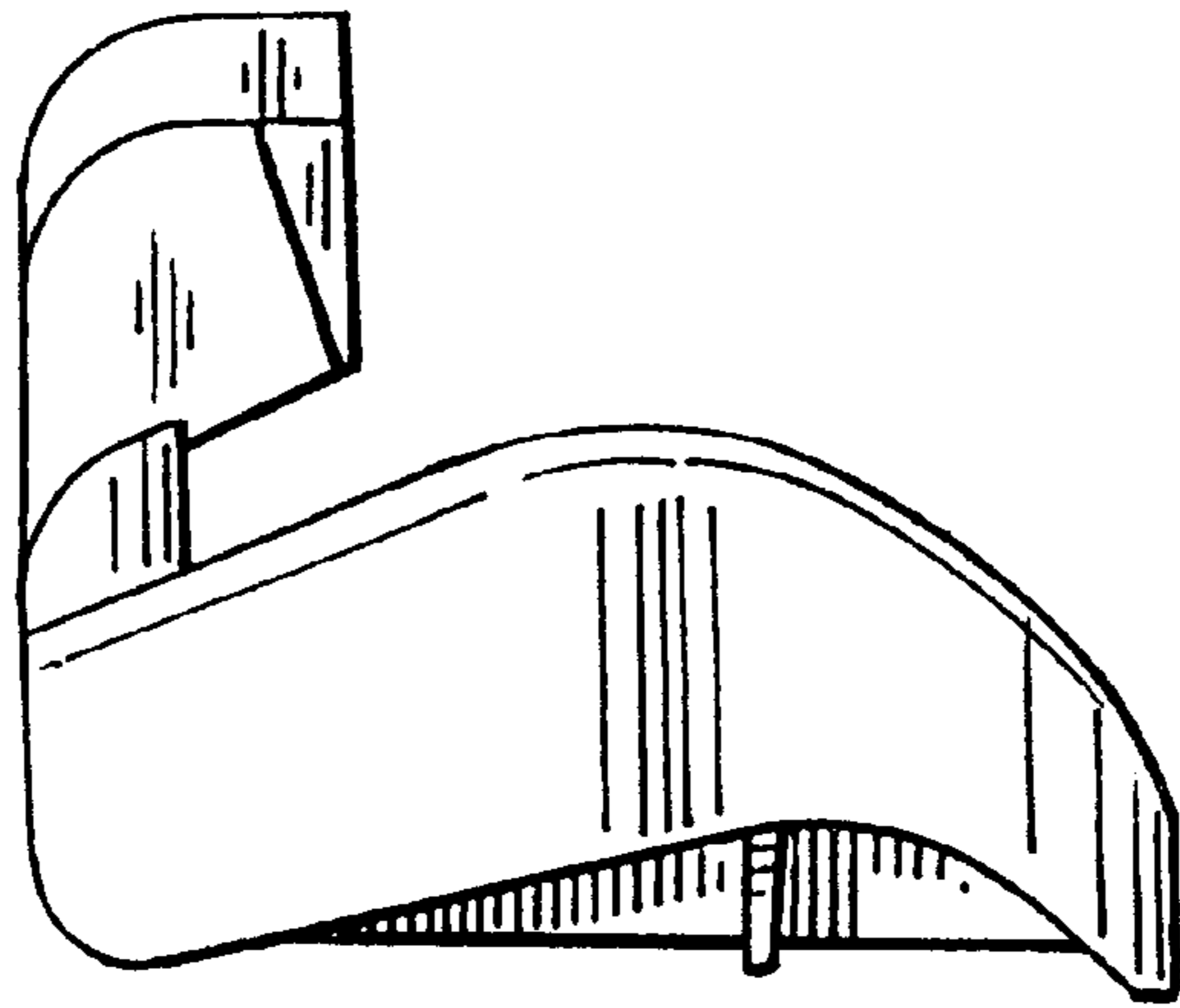


FIG. 7

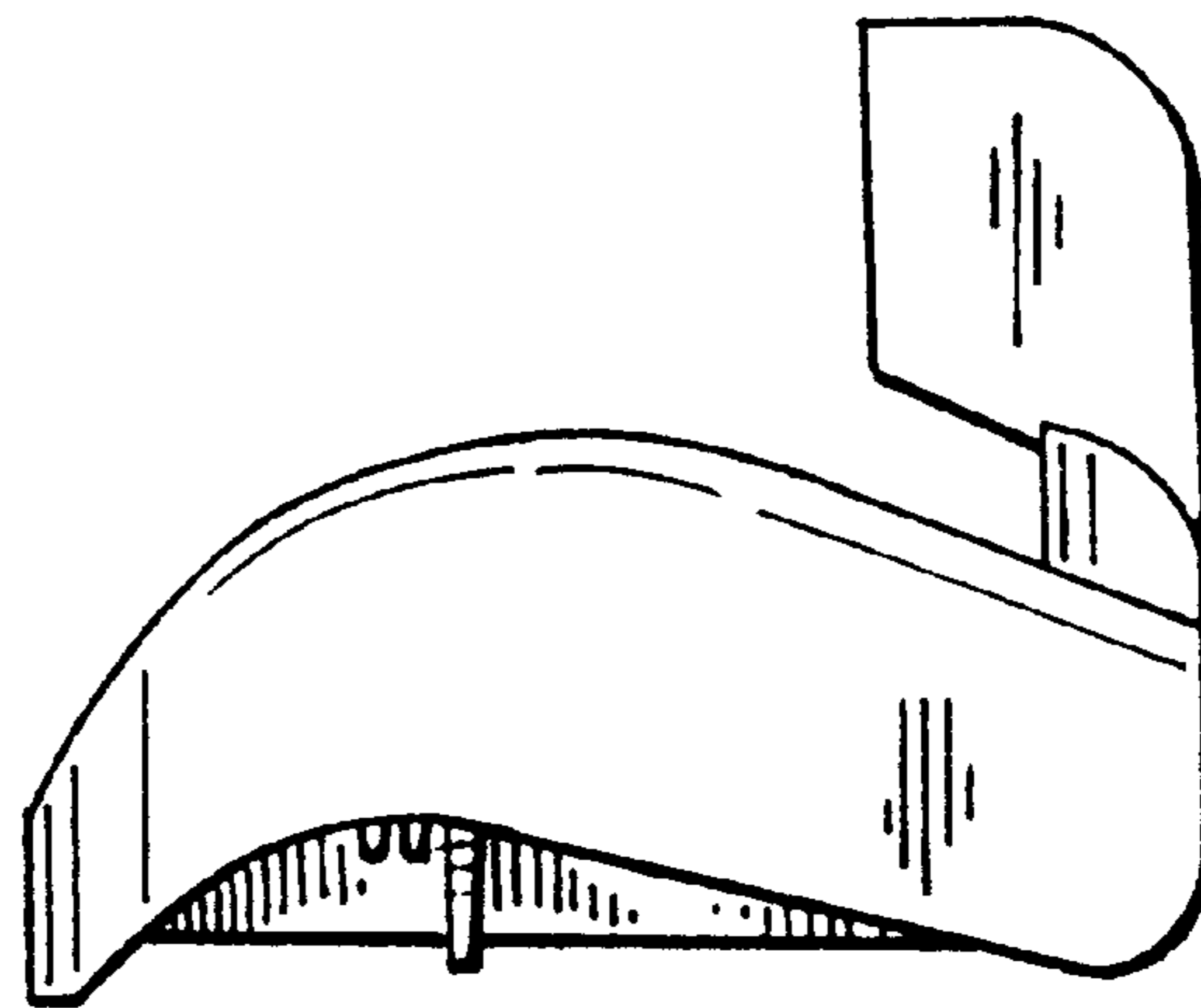


FIG. 8

