



US00D473166S

(12) **United States Design Patent**
Hirai et al.

(10) **Patent No.:** **US D473,166 S**

(45) **Date of Patent:** **** Apr. 15, 2003**

(54) **AUTOMOBILE**

(75) Inventors: **Kenichi Hirai**, Aichi-ken (JP); **Etsuya Oishi**, Aichi-ken (JP)

(73) Assignee: **Toyota Jidosha Kabushiki Kaisha (JP)**

(**) Term: **14 Years**

(21) Appl. No.: **29/164,537**

(22) Filed: **Jul. 26, 2002**

(51) **LOC (7) Cl.** **12-08**

(52) **U.S. Cl.** **D12/92**

(58) **Field of Search** D12/90-92, 86;
296/185

(56) **References Cited**

U.S. PATENT DOCUMENTS

D396,665 S	*	8/1998	Cho	D12/92
D421,934 S	*	3/2000	Hunter et al.	D12/92
D458,874 S	*	6/2002	Sakae et al.	D12/92
D459,683 S	*	7/2002	Sakae et al.	D12/92

OTHER PUBLICATIONS

1999 Alfa 166, Imported Cars Guide Book, Oct. 1999, p. 46.

1998 Opel Astra, Imported Cars Guide Book, Nov. 1998, p. 144.

1995 Audi A4, Imported Cars Guide Book, Nov. 1995, p. 126.

* cited by examiner

Primary Examiner—Melody N. Brown

(74) *Attorney, Agent, or Firm*—SAIDMAN DesignLaw Group

(57) **CLAIM**

The ornamental design for an automobile, as shown and described.

DESCRIPTION

FIG. 1 is a front and side perspective view of an automobile showing our new design;

FIG. 2 is a rear and side perspective view thereof;

FIG. 3 is a right side view thereof; the left side view being a mirror image (with the exception of the gas filler cap that is omitted in the left side view);

FIG. 4 is a front view thereof;

FIG. 5 is a rear view thereof; and,

FIG. 6 is a top view thereof.

1 Claim, 2 Drawing Sheets





FIG. 1



FIG. 2




FIG. 3




FIG. 4

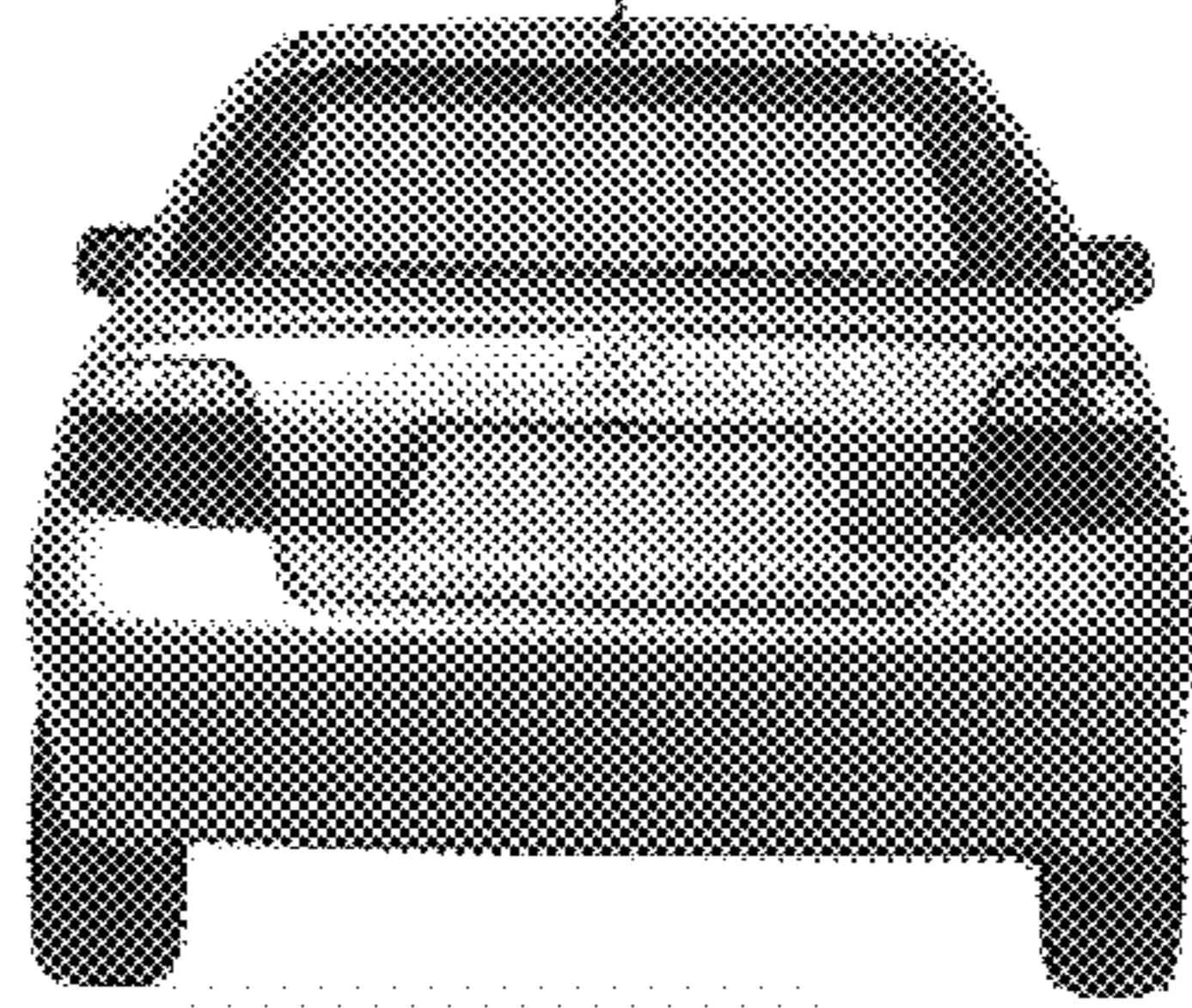


FIG. 5




FIG. 6