



US00D473146S

(12) **United States Design Patent**
Rufenacht

(10) **Patent No.:** **US D473,146 S**

(45) **Date of Patent:** **** Apr. 15, 2003**

(54) **WRISTWATCH**

(75) Inventor: **Laurent Rufenacht**, Bienne (CH)

(73) Assignee: **Desco Von Schulthess AG**, Zurich (CH)

(**) Term: **14 Years**

(21) Appl. No.: **29/164,651**

(22) Filed: **Jul. 30, 2002**

(30) **Foreign Application Priority Data**

Jan. 30, 2002 (XH) DMA/005 610

(51) **LOC (7) Cl.** **10-02**

(52) **U.S. Cl.** **D10/32**

(58) **Field of Search** D10/30-39; D11/3-25;
368/280-282, 276-277, 285; 224/164, 165,
178; 63/1.1, 3, 5, 11

(56) **References Cited**

U.S. PATENT DOCUMENTS

- D195,421 S * 6/1963 Huguenin
- D297,126 S * 8/1988 Grinberg D10/39
- D326,229 S * 5/1992 Dizier D10/32
- D338,174 S * 8/1993 Cowan D11/19
- 5,363,351 A * 11/1994 Carney 368/282

- D356,526 S * 3/1995 Burns D12/123
- 5,467,325 A * 11/1995 Juillerat 368/276
- D367,616 S * 3/1996 Dobashi et al. D10/30
- D459,241 S * 6/2002 Bodino D10/32
- 6,424,581 B1 * 7/2002 Bosch et al. 365/195

OTHER PUBLICATIONS

Swiss Watch & Jewelry Journal—Feb. 2000—p. 42—watches at top-right & bottom-left.*

* cited by examiner

Primary Examiner—Nelson C. Holtje

(74) *Attorney, Agent, or Firm*—Sughrue Mion, PLLC

(57) **CLAIM**

The ornamental design for a wristwatch, as shown.

DESCRIPTION

FIG. 1 is a perspective view of the front and one side of a wristwatch showing my new design;
 FIG. 2 is a front view thereof;
 FIG. 3 is a rear view thereof;
 FIG. 4 is a side view of said one side thereof;
 FIG. 5 is a side view of an opposite side thereof;
 FIG. 6 is an end view thereof; and,
 FIG. 7 is a opposite end view thereof.

1 Claim, 2 Drawing Sheets



FIG. 1



FIG. 2



FIG. 3

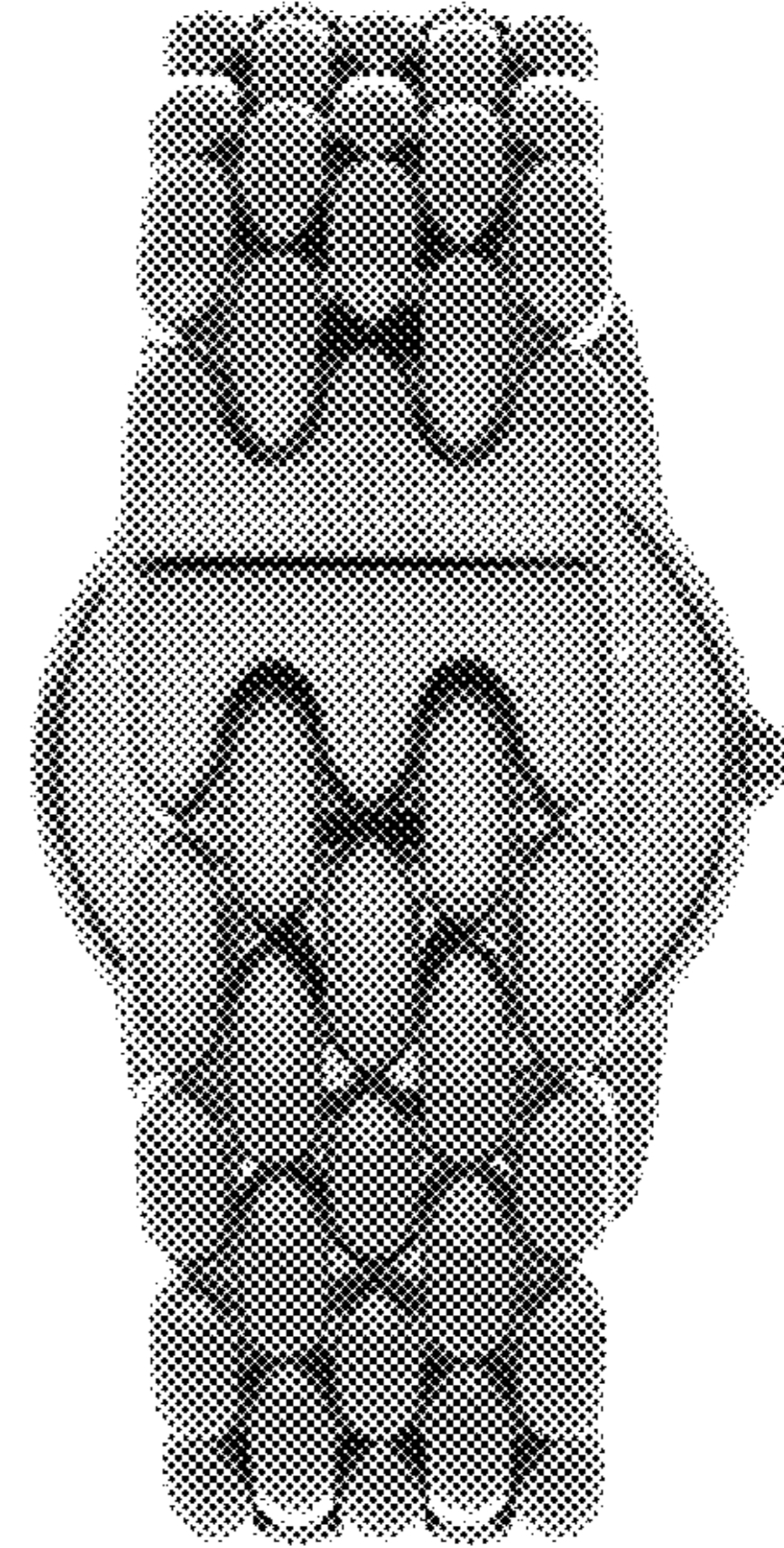


FIG. 4




FIG. 6




FIG. 5




FIG. 7

