



US00D473121S

(12) **United States Design Patent**
Eads

(10) **Patent No.:** **US D473,121 S**

(45) **Date of Patent:** **** Apr. 15, 2003**

(54) **UTILITY KNIFE**

(76) **Inventor:** **Acey Sebren Eads**, 1521 Erika Dr.,
Spring Field, OH (US) 45503

(**) **Term:** **14 Years**

(21) **Appl. No.:** **29/160,004**

(22) **Filed:** **May 2, 2002**

(51) **LOC (7) Cl.** **08-03**

(52) **U.S. Cl.** **D8/98**

(58) **Field of Search** D8/98, 99, 100,
D8/105, 107; 30/332, 336, 338, 339, 329

(56) **References Cited**

U.S. PATENT DOCUMENTS

3,921,289	A	*	11/1975	Hasegawa	30/338
4,109,380	A	*	8/1978	Anderson	30/162
D311,675	S	*	10/1990	Wilson et al.	D8/98
D311,854	S	*	11/1990	Wilson et al.	D8/98

D346,730	S	*	5/1994	Quiros	D8/99
D424,907	S	*	5/2000	Wonderley	D8/99
D444,368	S	*	7/2001	Wonderley	D8/99

* cited by examiner

Primary Examiner—Philip S. Hyder


(57) **CLAIM**

The ornamental design for a utility knife, as shown and described.

DESCRIPTION

FIG. 1 is a front elevational view of a utility knife showing my new design;
FIG. 2 is a rear elevational view thereof;
FIG. 3 is a side view, taken from the left side of FIG. 1;
FIG. 4 is a side view, taken from the right side of FIG. 1;
FIG. 5 is a top plan view thereof; and,
FIG. 6 is a bottom plan view thereof.

1 Claim, 2 Drawing Sheets



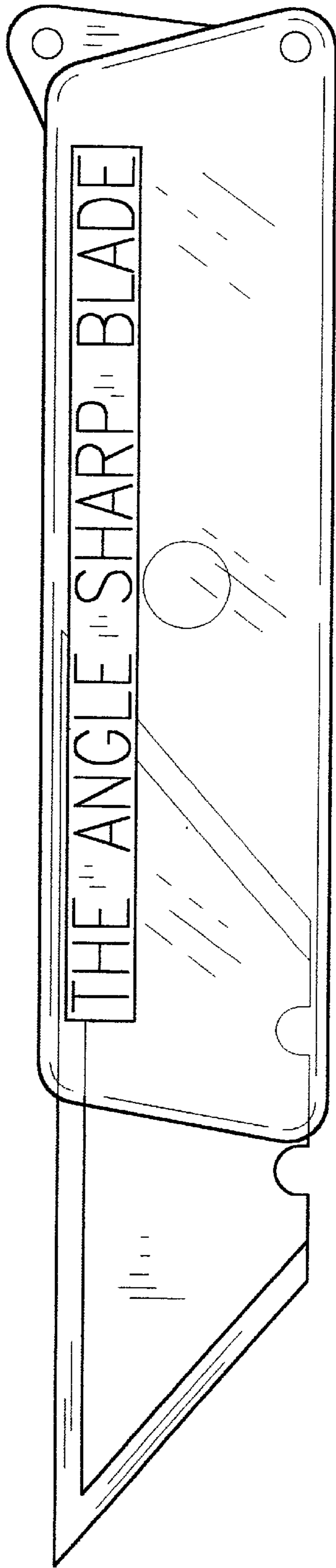


FIG. 1

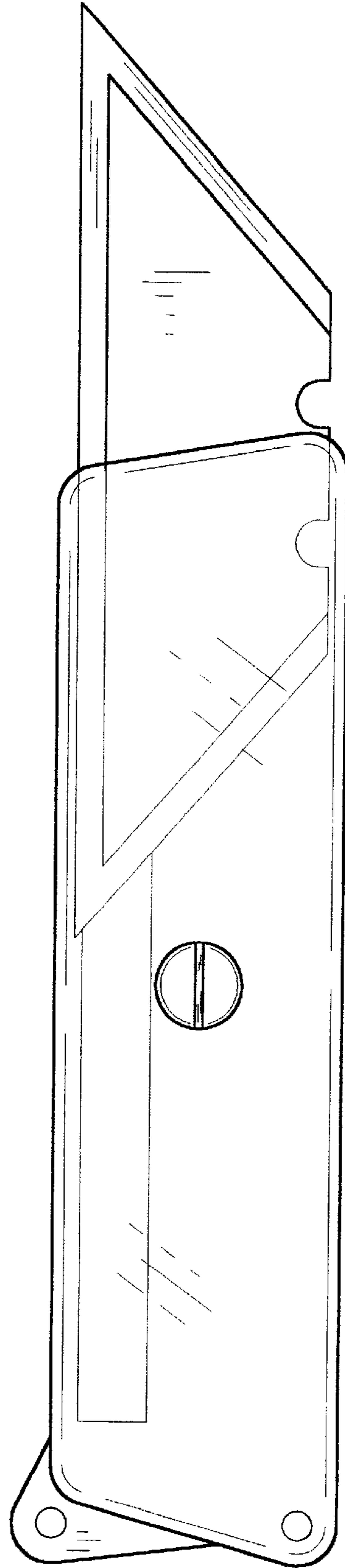


FIG. 2

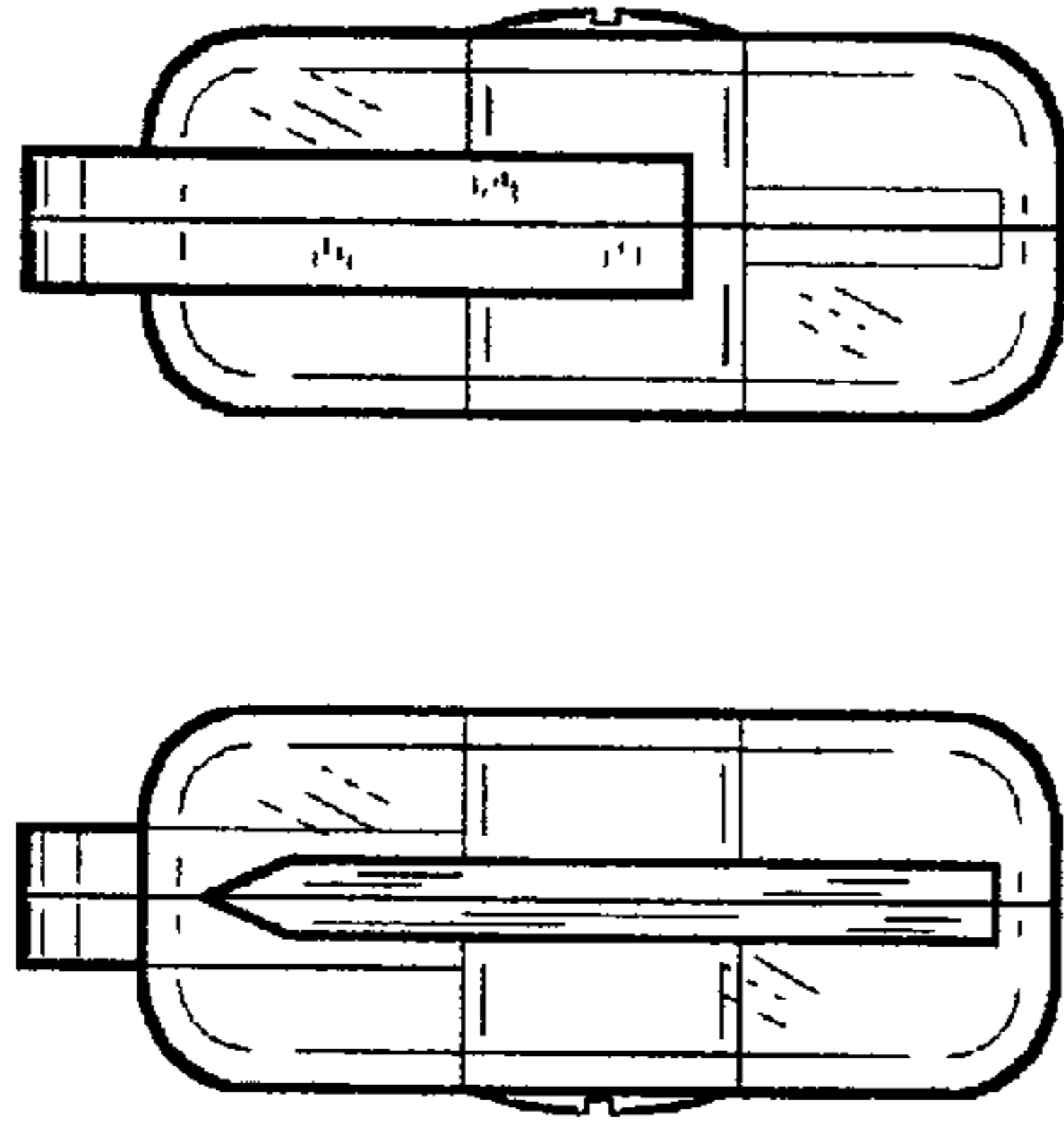


FIG. 3

FIG. 4




FIG. 5




FIG. 6