



US00D473118S

(12) **United States Design Patent**
Lovegrove

(10) **Patent No.:** **US D473,118 S**

(45) **Date of Patent:** **** Apr. 15, 2003**

(54) **CURVED BOTTLE OPENER**

(76) Inventor: **Daniel C. Lovegrove**, P.O. Box 1011,
Darien, CT (US) 06820-1011

(**) Term: **14 Years**

(21) Appl. No.: **29/162,168**

(22) Filed: **Jun. 12, 2002**

(51) **LOC (7) Cl.** **07-99**

(52) **U.S. Cl.** **D8/40; D8/38**

(58) **Field of Search** D8/33-43, 18,
D8/19, 16; 30/400-443; 81/3.07-3.49; D3/208,
211, 210; 7/151-156

(56) **References Cited**

U.S. PATENT DOCUMENTS

D42,070 S	*	12/1911	Vaughan	D8/18
3,730,025 A	*	5/1973	Monnerjahn	81/3.4
3,730,026 A	*	5/1973	Matsumoto	81/3.57
D231,313 S	*	4/1974	Heelan	D8/38
3,812,741 A	*	5/1974	Heine	81/3.4
D232,415 S	*	8/1974	Matsumoto	D8/40
D235,584 S	*	6/1975	Hall	D3/207
D246,154 S	*	10/1977	Tsang	D8/104
D261,854 S	*	11/1981	Nielsen	D8/40
4,414,865 A	*	11/1983	Brooks et al.	81/3.09
4,433,597 A	*	2/1984	Rowland	81/3.09
D277,160 S	*	1/1985	Antone	D8/40
4,530,260 A	*	7/1985	Holka	81/3.55
4,607,543 A	*	8/1986	Mah	81/3.09
D289,364 S	*	4/1987	Bass	D8/34
D318,406 S	*	7/1991	Gabriele	D8/40
D321,785 S	*	11/1991	Garrity	D3/209
D329,137 S	*	9/1992	Hinson	D3/208
D336,435 S	*	6/1993	Yusa	D10/2
5,309,794 A	*	5/1994	Kelly	81/3.55

D348,773 S	*	7/1994	Kutzera	D3/207
D397,922 S	*	9/1998	Gort-Barten	D8/41
D407,283 S	*	3/1999	Schwab	D8/41
D433,607 S	*	11/2000	Park	D8/41
D440,134 S	*	4/2001	Brix-Hansen	D8/33
D442,449 S	*	5/2001	McQuillan	D8/40
D443,804 S	*	6/2001	Wysopal	D8/38
D458,097 S	*	6/2002	de la Guardia	D8/33

OTHER PUBLICATIONS

www.ccountry.net/~ogp/bottle.jpg, bottle opener at back of badge, site visited Dec. 3, 2002.*

owu.safeshopper.com/40/cat40.htm?482, bottle opener key-chain, site visited Dec. 3, 2002.*

* cited by examiner

Primary Examiner—Jeffrey Asch

(74) *Attorney, Agent, or Firm*—Shlesinger, Arkwright & Garvey LLP

(57) **CLAIM**

The ornamental design for the curved bottle opener, as shown and described.

DESCRIPTION

This application relates to Applicant's concurrently filed design application entitled "Bottle Opener", U.S. patent application Ser. No. 29/162,167.

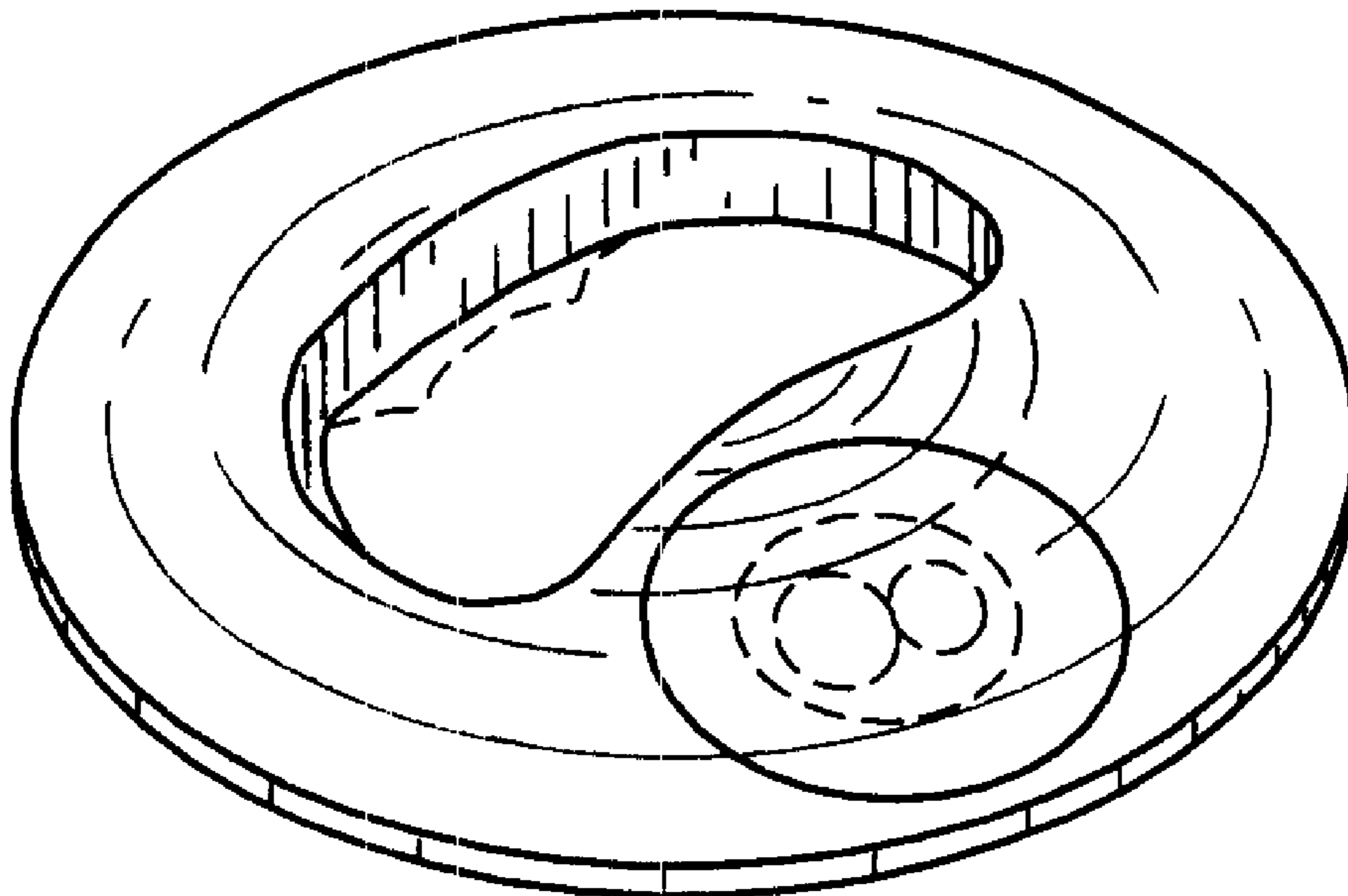
FIG. 1 is a front perspective view of a curved bottle opener according to my design; and,

FIG. 2 is a top plan view of my curved bottle opener of FIG. 1.

The broken line showings in the drawing are for illustrative purposes only and form no part of the claimed design.

The unillustrated views form no part of the claimed design.

1 Claim, 1 Drawing Sheet



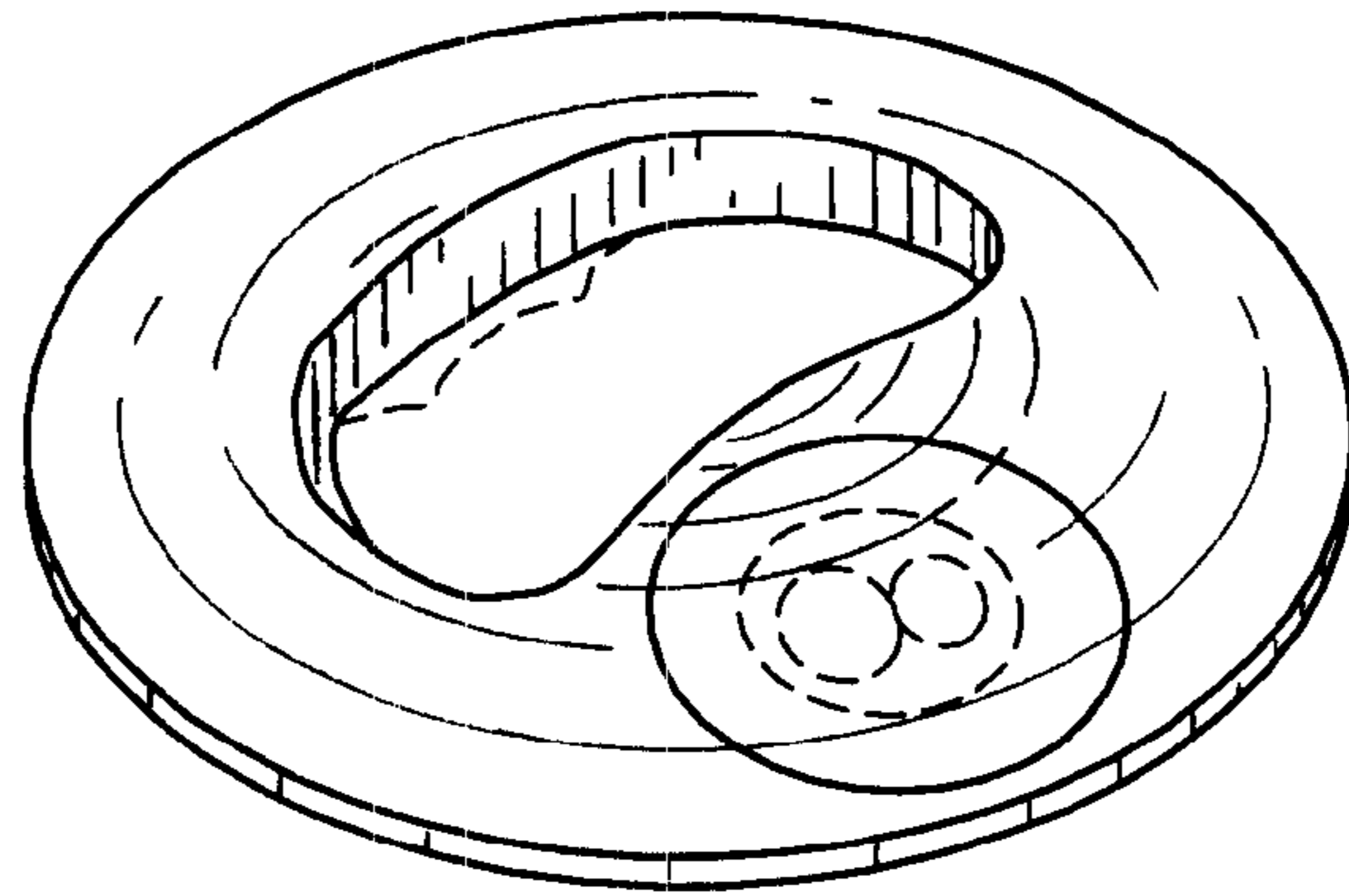


FIG. 1

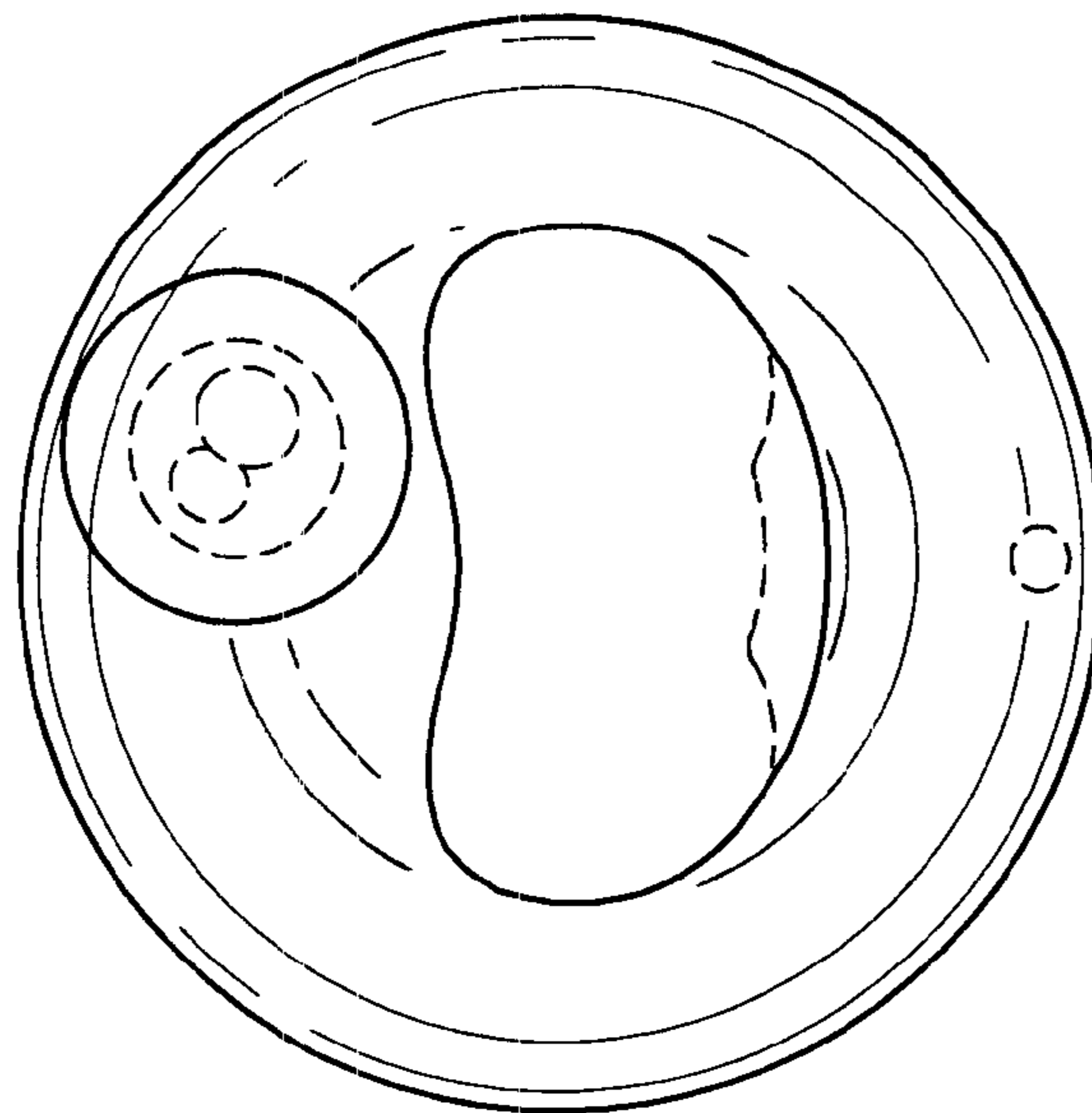


FIG. 2