



US00D473105S

(12) **United States Design Patent**
Ayers et al.

(10) **Patent No.:** **US D473,105 S**

(45) **Date of Patent:** **** Apr. 15, 2003**

- (54) **CUP**
- (75) Inventors: **Colleen Ayers**, Angola, NY (US); **Joel Nye**, Hamburg, NY (US)
- (73) Assignee: **Oneida, Ltd.**, Oneida, NY (US)
- (**) Term: **14 Years**
- (21) Appl. No.: **29/167,660**
- (22) Filed: **Sep. 18, 2002**
- (51) **LOC (7) Cl.** **07-01**
- (52) **U.S. Cl.** **D7/536**
- (58) **Field of Search** D7/536, 523, 509,
D7/533, 514, 532; 220/710.5, 755, 761;
99/295

- D313,535 S * 1/1991 Unger D7/535
- D318,980 S * 8/1991 Unger D7/536
- D320,907 S * 10/1991 Unger D7/536
- D322,538 S * 12/1991 Unger D7/536
- D396,605 S * 8/1998 Benson D7/536
- D416,759 S * 11/1999 Cornelissen D7/536
- D420,551 S * 2/2000 Cornelissen D7/536
- D445,646 S * 7/2001 Indekeu D7/536
- D455,047 S * 4/2002 Wolfe et al. D7/514
- D459,948 S * 7/2002 Cote et al. D7/536

* cited by examiner

Primary Examiner—M. N. Pandozzi
(74) *Attorney, Agent, or Firm*—Wall Marjama & Bilinski LLP

(57) **CLAIM**

The ornamental design for a cup, as shown and described.

DESCRIPTION

FIG. 1 is a top perspective view of a cup showing our new design;
FIG. 2 is a top plan view thereof;
FIG. 3 is a right side elevation thereof, the left side elevation being a mirror image thereof;
FIG. 4 is a front elevation thereof;
FIG. 5 is a rear elevation thereof;
FIG. 6 is a sectional view taken along lines 6—6 of FIG. 2; and,
FIG. 7 is a bottom plan view thereof.

1 Claim, 2 Drawing Sheets

(56) **References Cited**
U.S. PATENT DOCUMENTS

- D207,786 S * 5/1967 Benes D7/536
- D227,532 S * 7/1973 Refsgaard D7/536
- D230,457 S * 2/1974 Bateman D7/536
- D255,967 S * 7/1980 Andersen D7/536
- D290,324 S * 6/1987 Ritman D7/536
- D290,325 S * 6/1987 Ritman D7/536
- D293,293 S * 12/1987 Isles D7/396.6
- D297,493 S * 9/1988 Ritman D7/536
- D299,319 S * 1/1989 Durand D11/153
- D299,442 S * 1/1989 Durand D11/153
- D299,444 S * 1/1989 Durand D11/153
- D299,626 S * 1/1989 Durand D11/153




FIG.1

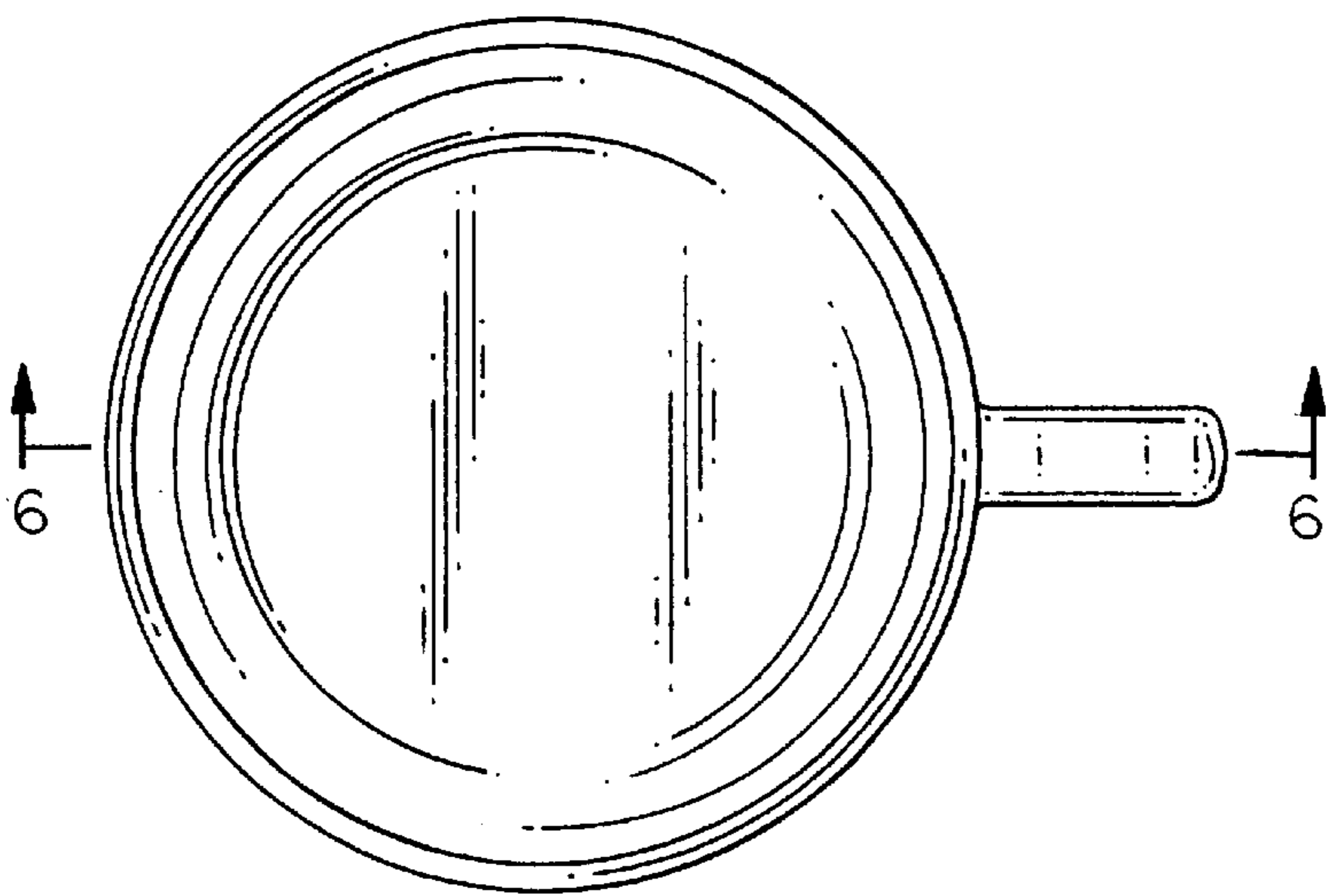
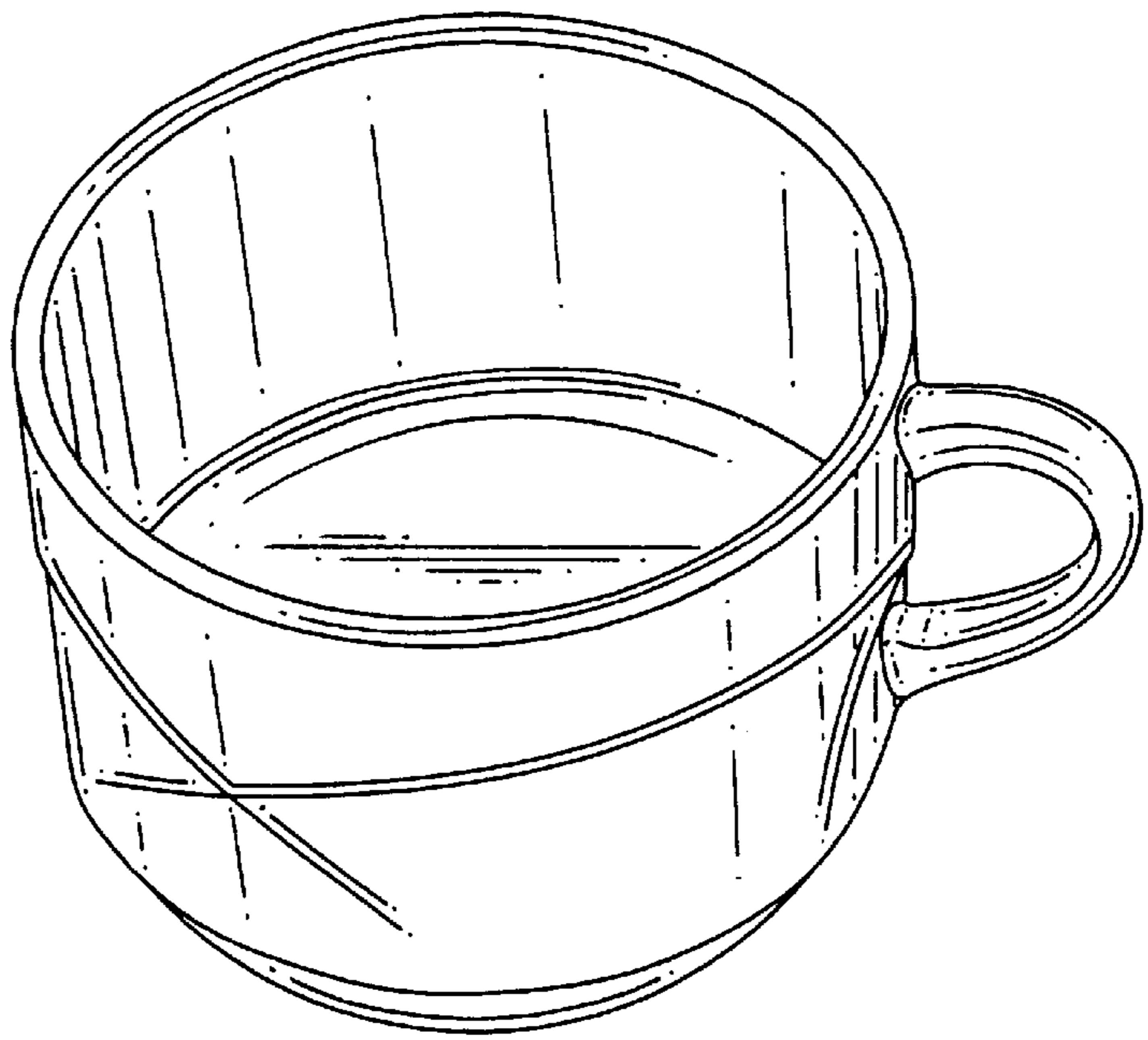


FIG.2




FIG.3

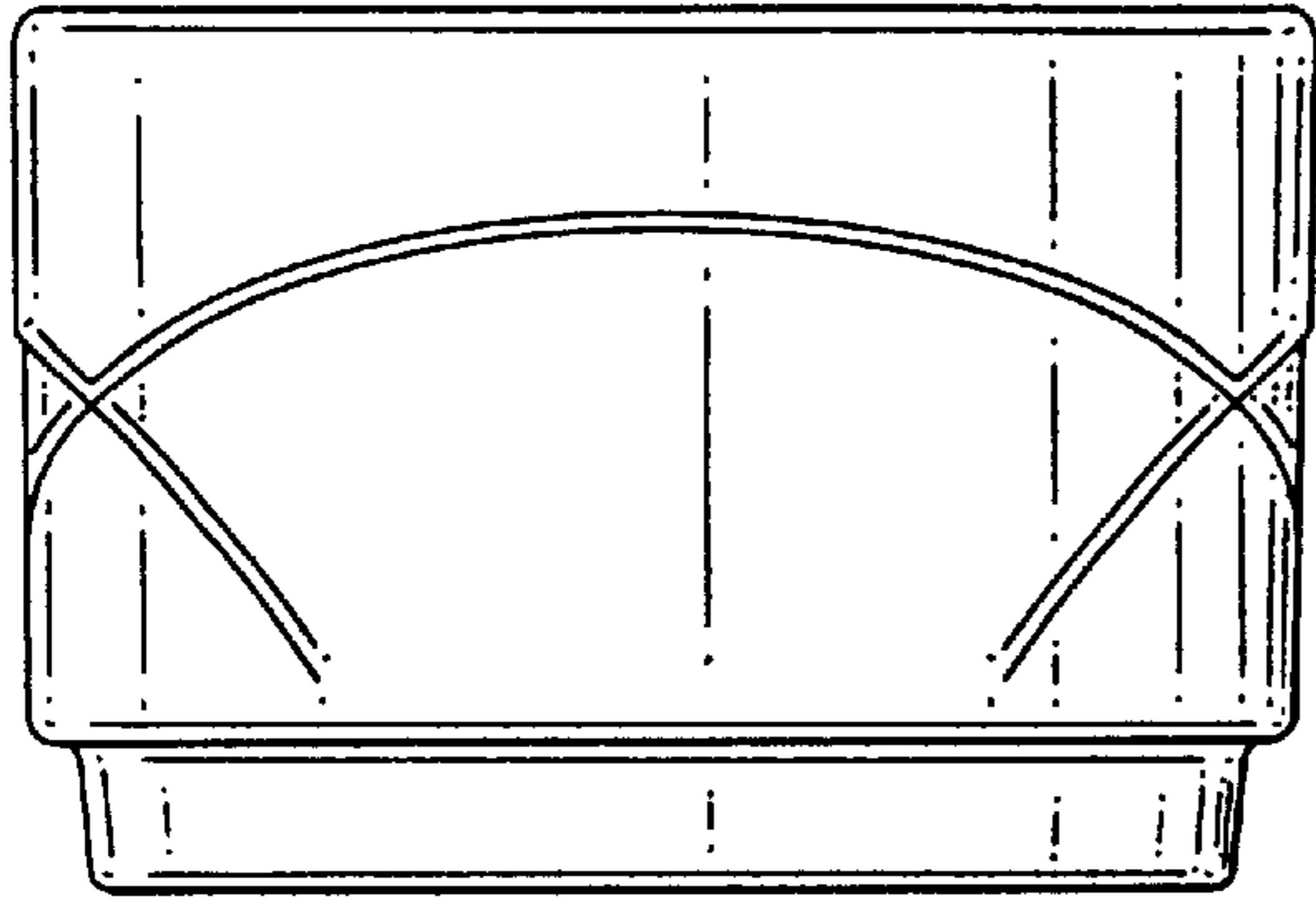


FIG. 4

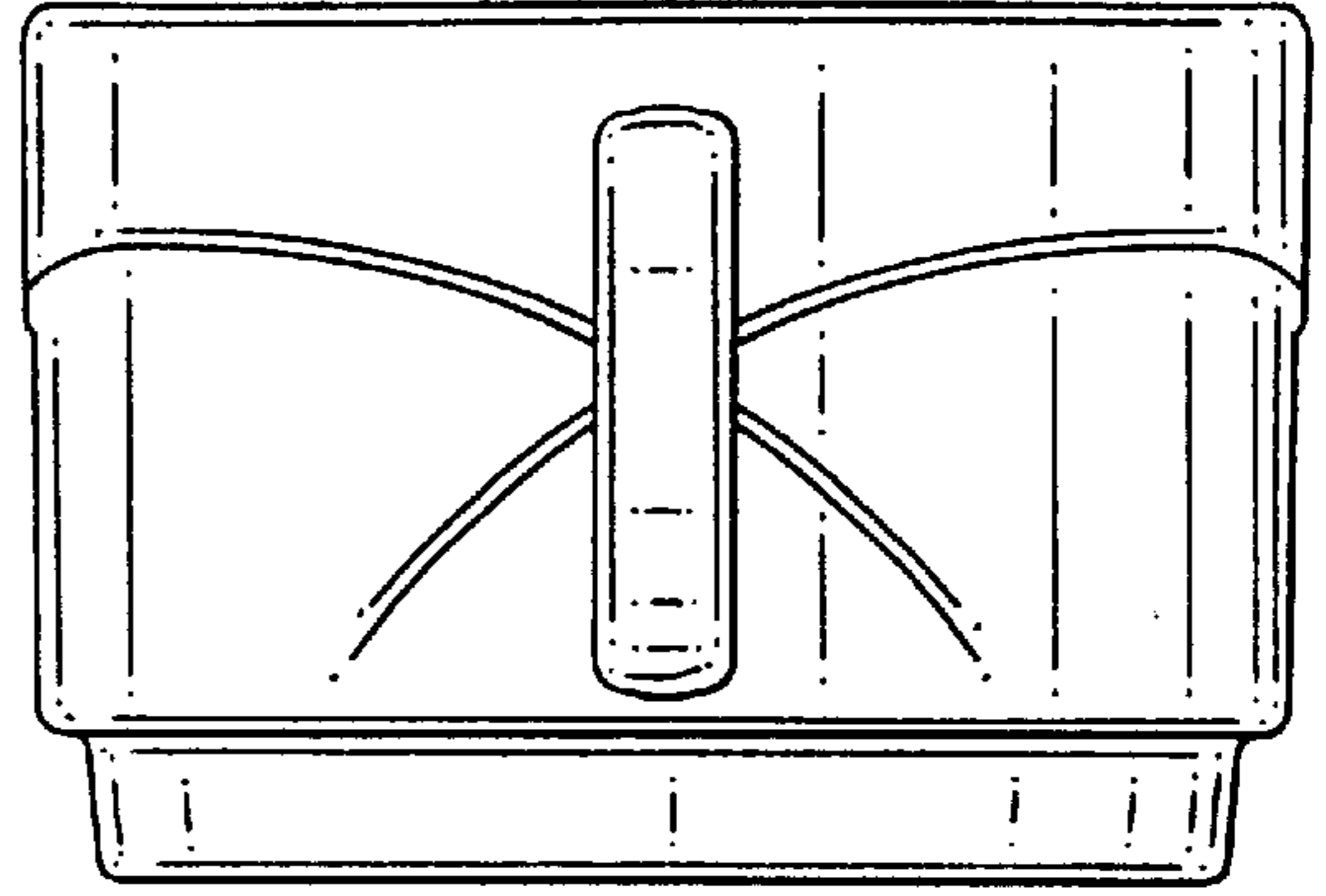


FIG. 5




FIG. 6

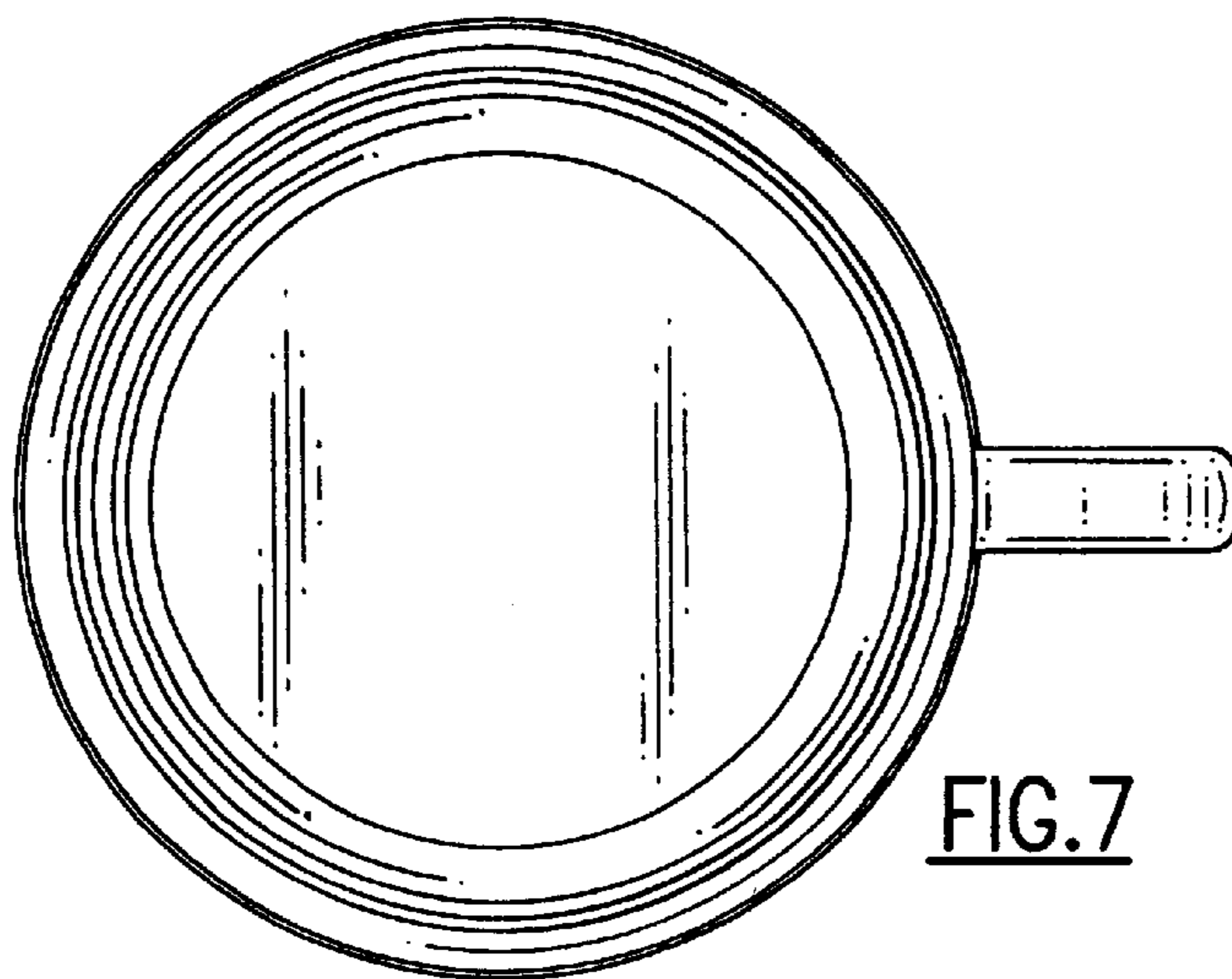


FIG. 7