



US00D473103S

(12) **United States Design Patent**
Sung

(10) **Patent No.:** **US D473,103 S**

(45) **Date of Patent:** **** Apr. 15, 2003**

(54) **UTILITY LIGHTER**

(75) **Inventor:** **Kil Yong Sung**, Fullerton, CA (US)

(73) **Assignee:** **Calico Brands, Inc.**

(**) **Term:** **14 Years**

(21) **Appl. No.:** **29/145,656**

(22) **Filed:** **Jul. 25, 2001**

(51) **LOC (7) Cl.** **07-07**

(52) **U.S. Cl.** **D7/416**

(58) **Field of Search** D7/416, 417; D27/154,
D27/131, 139, 173-175, 157, 160; 131/329;
431/13, 344, 153, 345, 255; 361/260, 25 B

(56) **References Cited**

U.S. PATENT DOCUMENTS

D327,813 S	*	7/1992	Shike et al.	D7/416
D390,750 S	*	2/1998	Sung	D7/416
6,065,958 A	*	5/2000	Adams et al.	431/153
D429,445 S	*	8/2000	Sung	D7/416
D435,397 S	*	12/2000	Sung	D7/416
D440,821 S	*	4/2001	Yu	D7/416
D443,474 S	*	6/2001	Shibata et al.	D7/416
D447,914 S	*	9/2001	Tubby	D7/416

D458,805 S	*	6/2002	Christen	D7/416
2001/0041315 A1	*	11/2001	Sung	431/153

FOREIGN PATENT DOCUMENTS

GB	2014968	*	8/1991
GB	2061937	*	3/1997

* cited by examiner

Primary Examiner—Doris V. Coles

(74) *Attorney, Agent, or Firm*—Trojan Law Offices

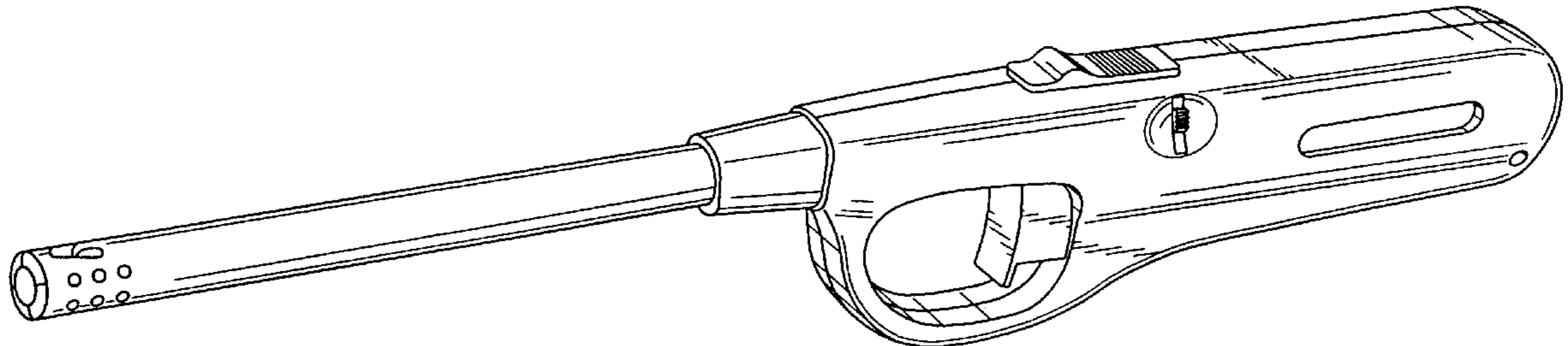
(57) **CLAIM**

The ornamental design for a utility lighter, as shown and described.

DESCRIPTION

FIG. 1 is a perspective, elevational view of a design for a utility lighter, showing my new design;
FIG. 2 is a left side elevational view thereof;
FIG. 3 is a right side elevational view thereof;
FIG. 4 is a top plan view thereof;
FIG. 5 is a bottom plan view thereof;
FIG. 6 is a rear elevational view thereof; and,
FIG. 7 is a front elevational view thereof.

1 Claim, 2 Drawing Sheets



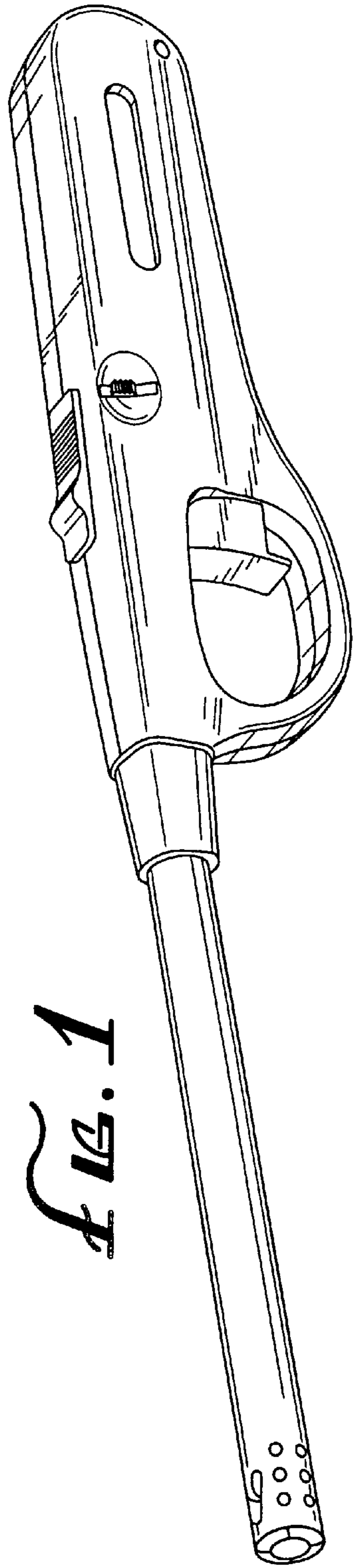


Fig. 1

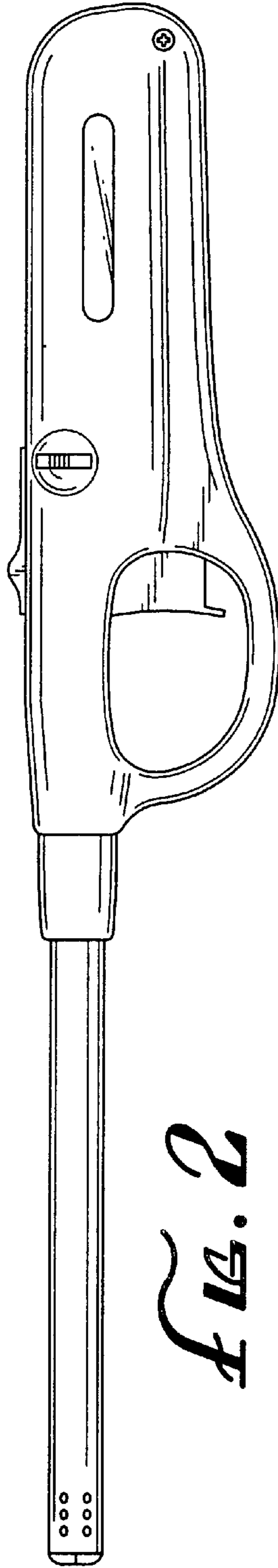


Fig. 2

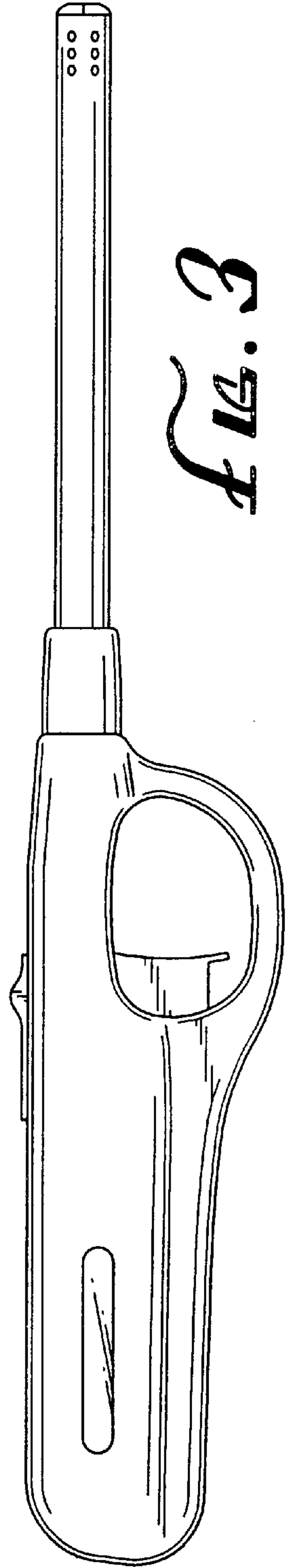


Fig. 3

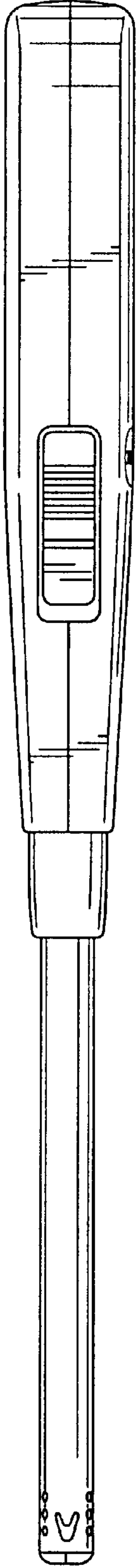


FIG. 4

FIG. 5

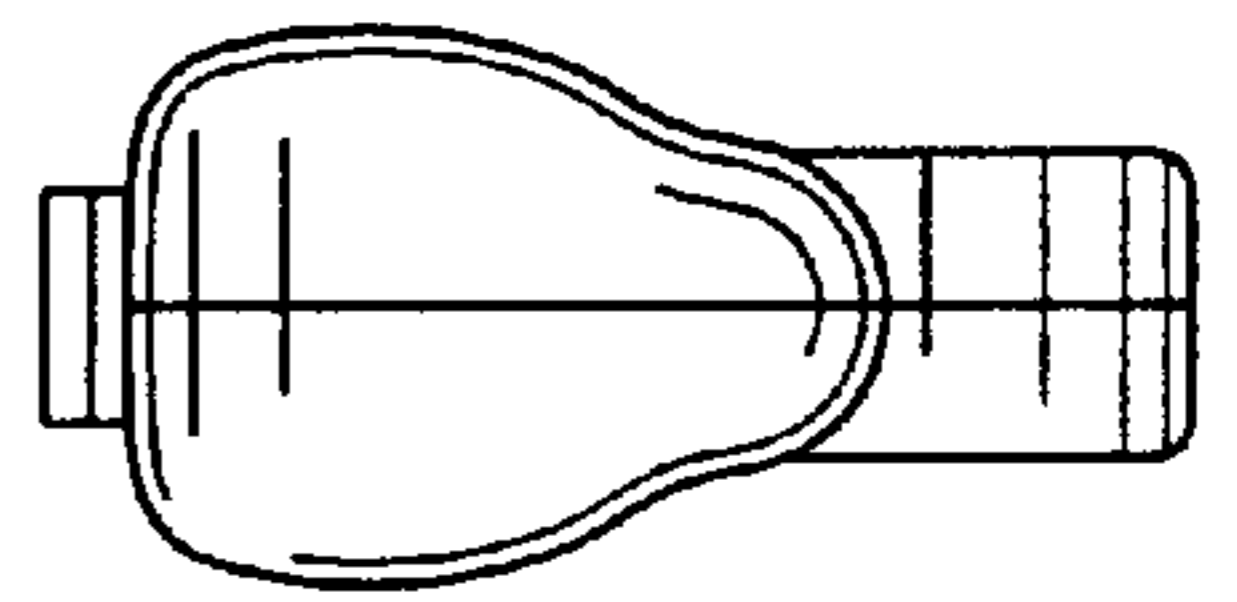
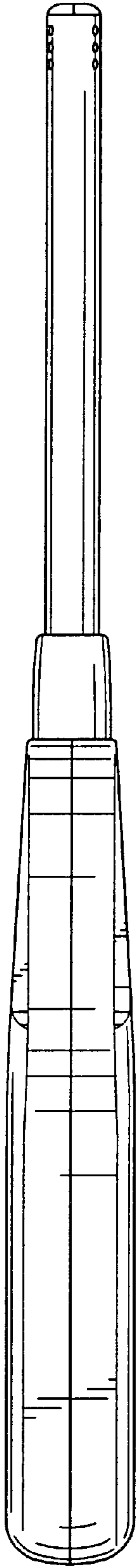


FIG. 6

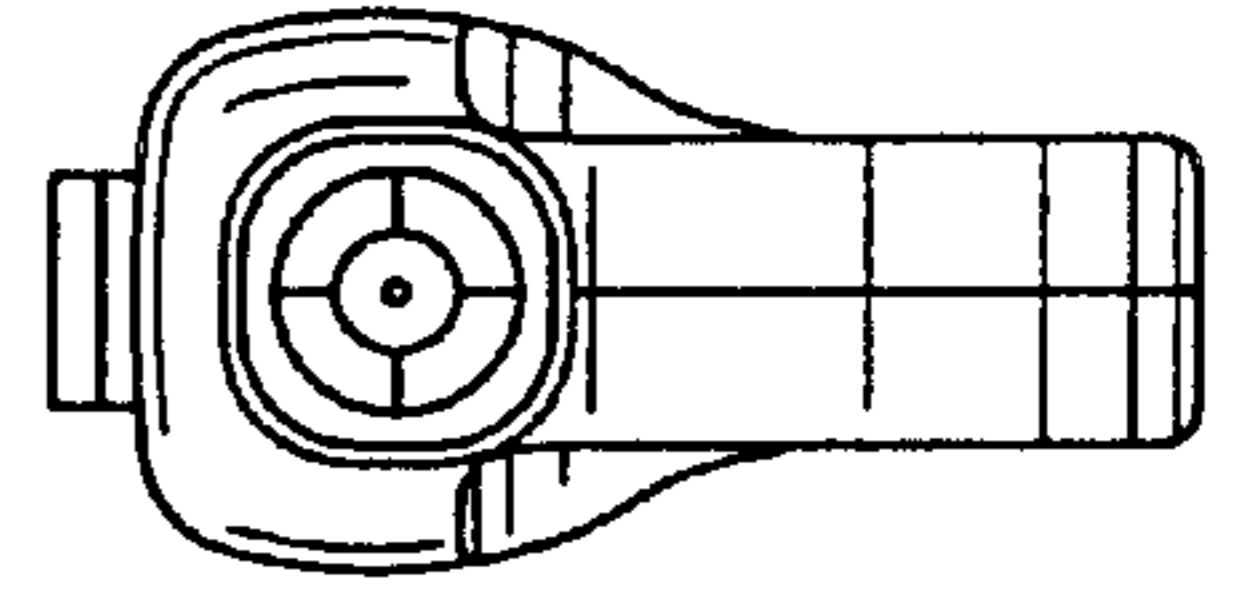


FIG. 7