



US00D473096S

(12) **United States Design Patent**  
**Resuello et al.**

(10) **Patent No.:** **US D473,096 S**

(45) **Date of Patent:** **\*\* Apr. 15, 2003**

(54) **COOKTOP**

(75) Inventors: **Ildefonso Resuello**, Portland, OR (US);  
**Jonathan Dalton**, Portland, OR (US);  
**Dana Reinisch**, Portland, OR (US);  
**Rafael Massei**, Enciente, CA (US);  
**Aaron Hayes**, Portland, OR (US);  
**James Owen**, Portland, OR (US);  
**Charles L. Jones**, Stevenville, MI  
(US); **Philip Michael Thompson**, St.  
Joseph, MI (US); **Tania L. Aldous**, St.  
Joseph, MI (US); **Mark William  
Baldwin**, St. Joseph, MI (US)

(73) Assignee: **Whirlpool Corporation**, Benton  
Harbor, MI (US)

(\*\*) Term: **14 Years**

(21) Appl. No.: **29/144,708**

(22) Filed: **Jul. 9, 2001**

(51) **LOC (7) Cl.** ..... **07-02**

(52) **U.S. Cl.** ..... **D7/346**

(58) **Field of Search** ..... D7/340, 346-9,  
D7/402, 406, 407; 312/236; 219/443.1,  
450.1, 452.11, 452.12, 472, 478; 126/39 R,  
40, 39 BA, 39 G, 211, 214 R, 214 A, 214 C,  
39 E

(56) **References Cited**

**U.S. PATENT DOCUMENTS**

D201,938 S	*	8/1965	Tecton	.....	D7/346
4,354,478 A	*	10/1982	Contini	.....	126/39 E
D289,487 S	*	4/1987	Schultz	.....	D7/346
D372,630 S	*	8/1996	Lewis et al.	.....	D7/346
5,931,151 A	*	8/1999	Van Dore et al.	.....	126/214 A
D421,694 S	*	3/2000	Kitabayashi et al.	.....	D7/346

\* cited by examiner

*Primary Examiner*—B. J. Bullock

(74) *Attorney, Agent, or Firm*—Stephen Krefman; Jonn F.  
Colligan; Robert O. Rice

(57) **CLAIM**

The ornamental design for a cooktop, as shown and  
described.

**DESCRIPTION**

FIG. 1 is a frontal perspective view of the cooktop showing  
the new design;

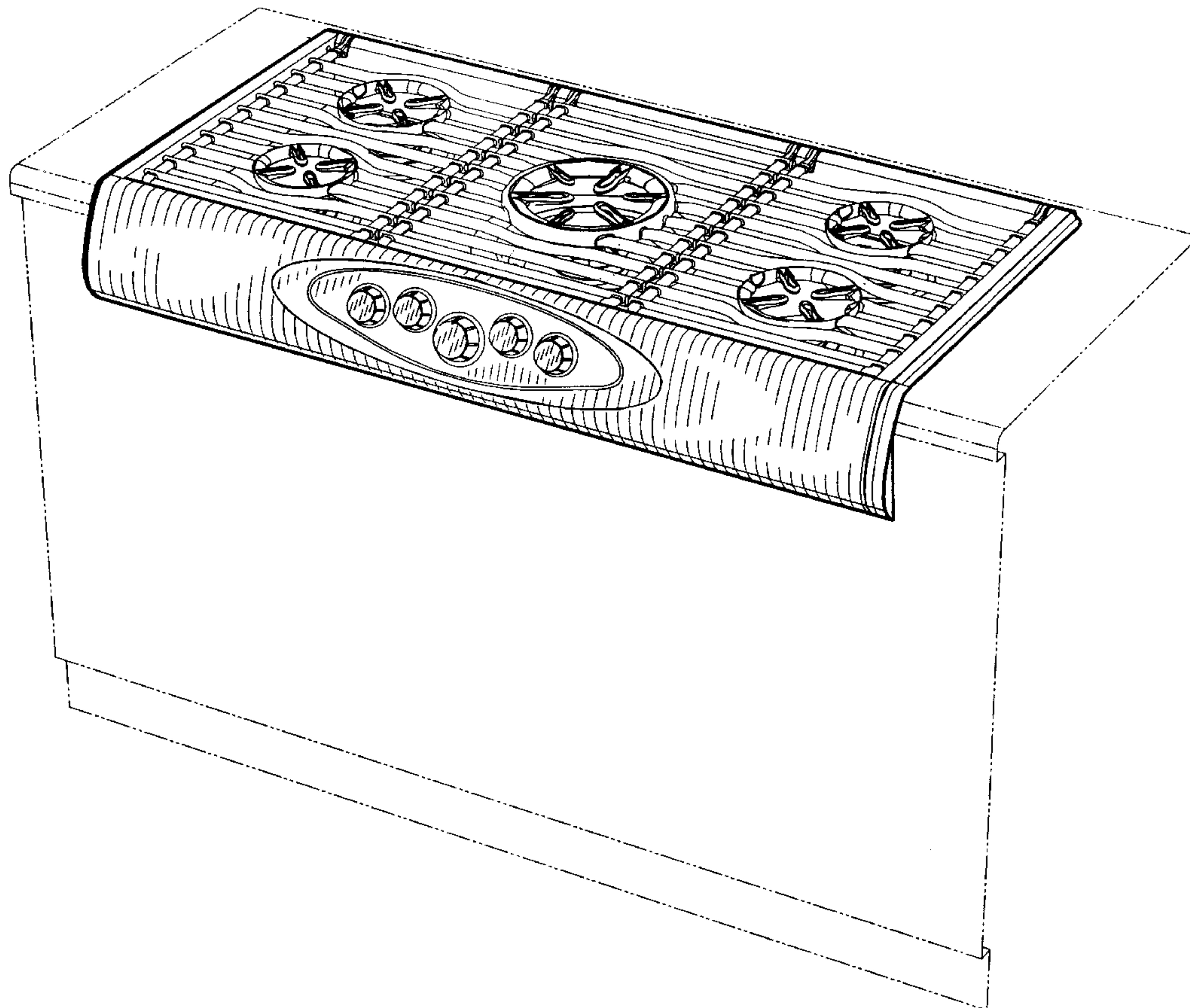
FIG. 2 is a top plan view thereof;

FIG. 3 is a front elevational view thereof; and,

FIG. 4 is a right side elevational view thereof.

The broken line showing the unornamental bottom of the  
cooktop is for illustrative purposes only and forms no part of  
the claimed design.

**1 Claim, 3 Drawing Sheets**



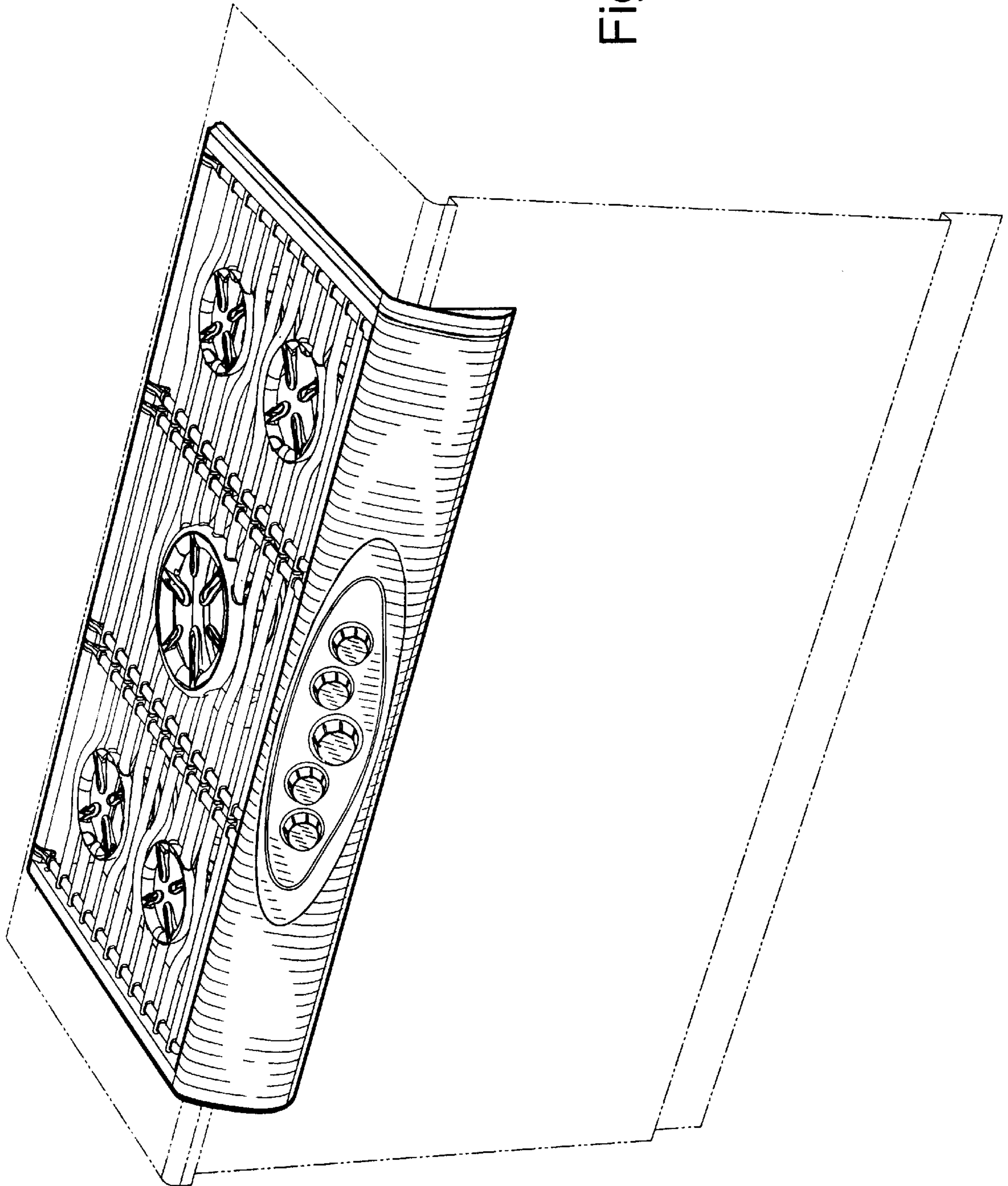


Fig. 1




Fig. 2



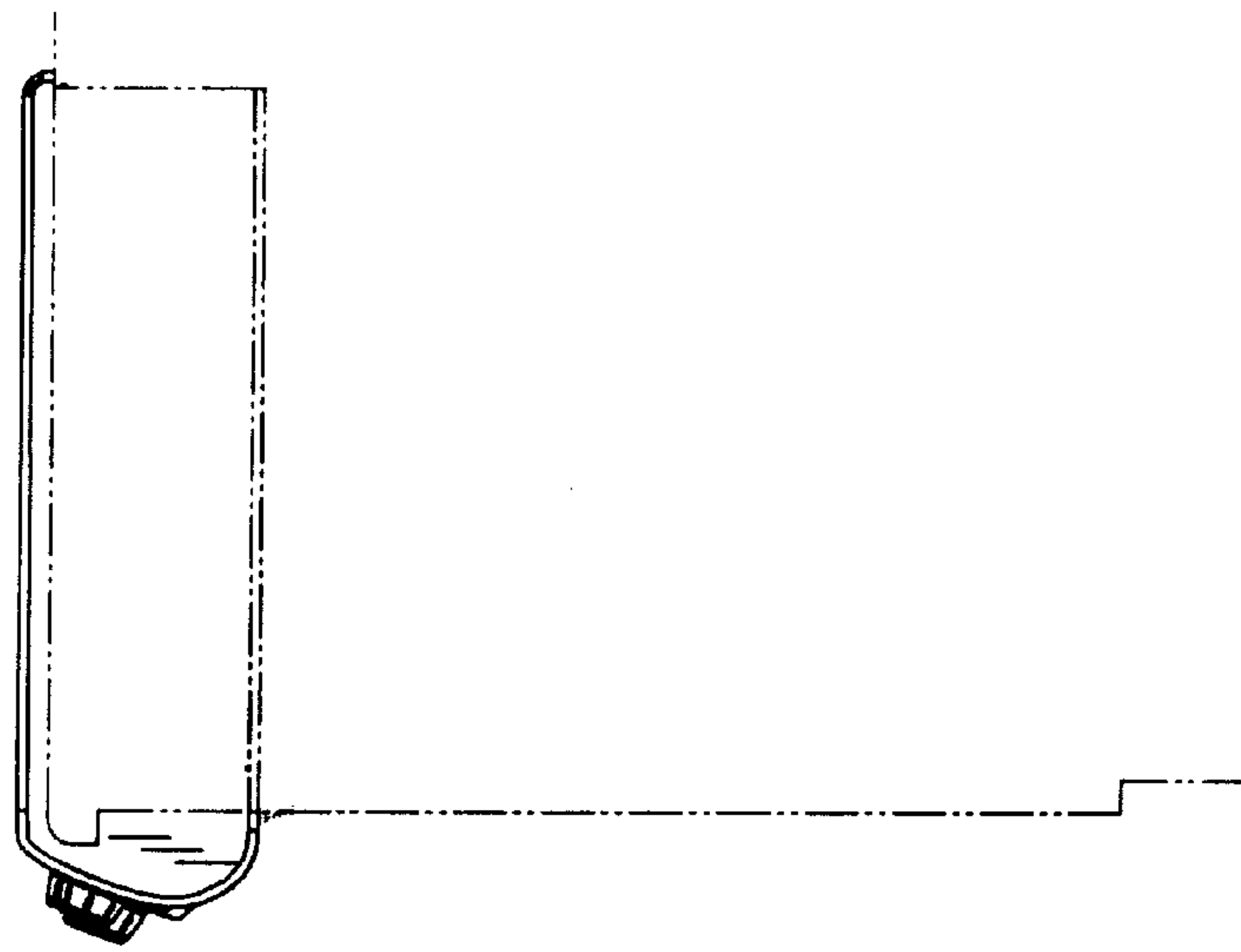


Fig. 4

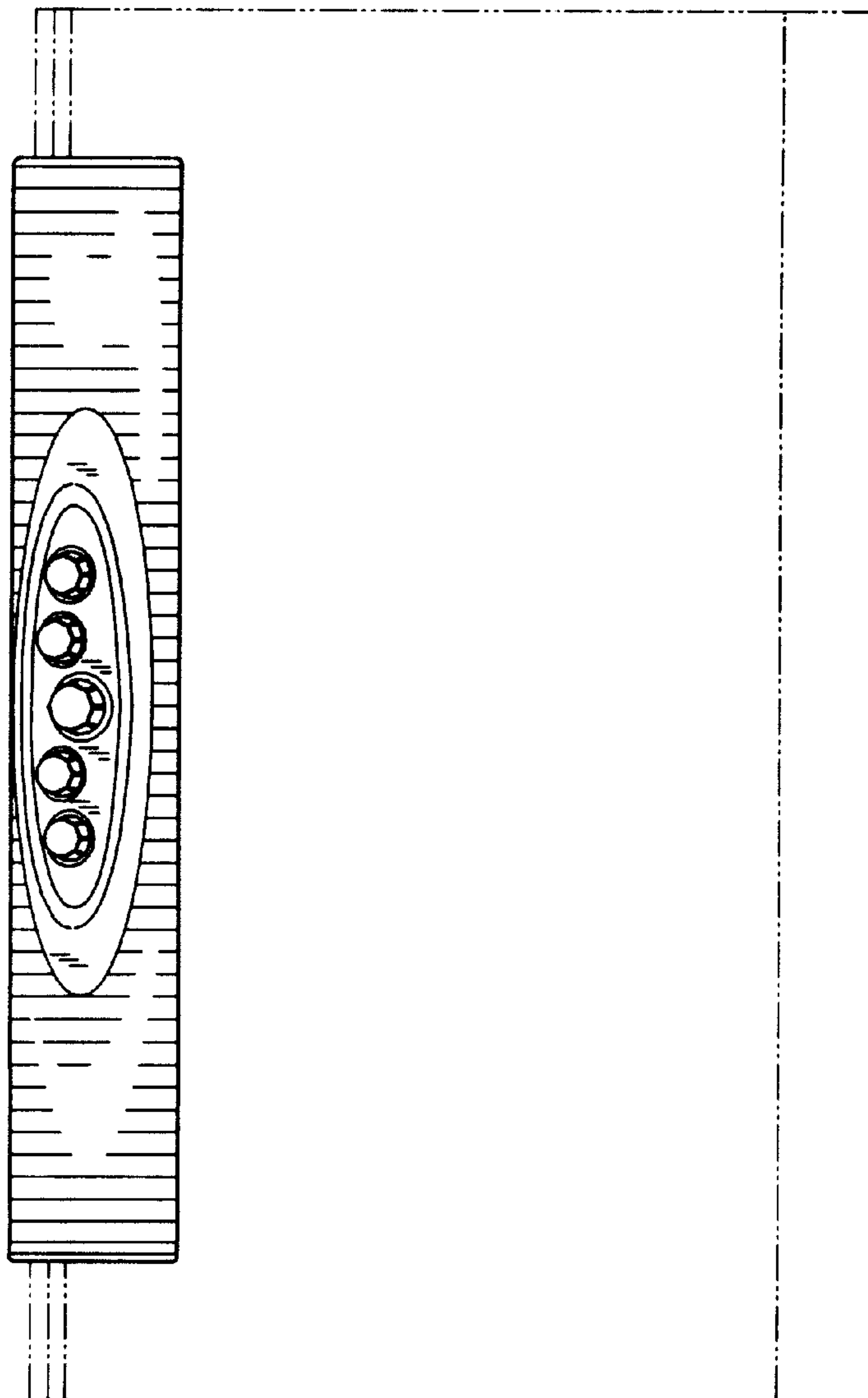


Fig. 3