



US00D473090S

(12) **United States Design Patent**
Trucchi

(10) **Patent No.:** **US D473,090 S**

(45) **Date of Patent:** **** Apr. 15, 2003**

(54) **SEMI-FITTED CHAIR SLIPCOVER**

(75) **Inventor:** **Christine Trucchi**, West Bridgewater,
MA (US)

(73) **Assignee:** **Corona Curtain Mfg. Co., Inc.**,
Boston, MA (US)

(**) **Term:** **14 Years**

(21) **Appl. No.:** **29/161,271**

(22) **Filed:** **May 24, 2002**

(51) **LOC (7) Cl.** **06-13**

(52) **U.S. Cl.** **D6/611**

(58) **Field of Search** D6/610, 611, 612;
150/154, 158, 901; 297/218.5, 219.1, 223,
224, 225, 228.1, 228.11, 228.12, 228.13,
229

(56) **References Cited**

U.S. PATENT DOCUMENTS

D303,473 S	*	9/1989	Sheinman	D6/610 X
5,690,380 A	*	11/1997	Waters	297/219.1 X
D416,430 S	*	11/1999	Di Genova	D6/610
6,079,778 A	*	6/2000	Lindberg	297/228.11 X
D448,231 S	*	9/2001	Coblentz	D6/611
D448,597 S	*	10/2001	Coblentz	D6/611

* cited by examiner

Primary Examiner—Louis S. Zarfes

Assistant Examiner—Monica A. Weingart

(74) *Attorney, Agent, or Firm*—Barlow, Josephs & Holmes,
Ltd.

(57) **CLAIM**

The ornamental design for a semi-fitted chair slipcover, as shown and described.

DESCRIPTION

FIG. 1 is a perspective view of a semi-fitted chair slipcover, showing my new design;

FIG. 2 is a front view thereof;

FIG. 3 is a right side view thereof;

FIG. 4 is a left side view thereof;

FIG. 5 is a rear view thereof;

FIG. 6 is a top plan view thereof;

FIG. 7 is a bottom view thereof; and,

FIG. 8 is a top plan view of my design of FIG. 1 with the semi-fitted chair slipcover spread out on a flat surface.

The broken line showing of a chair frame, in FIG. 7, is for illustrative purposes only and forms no part of the claimed design.

1 Claim, 8 Drawing Sheets





FIG. 1.




FIG. 2.

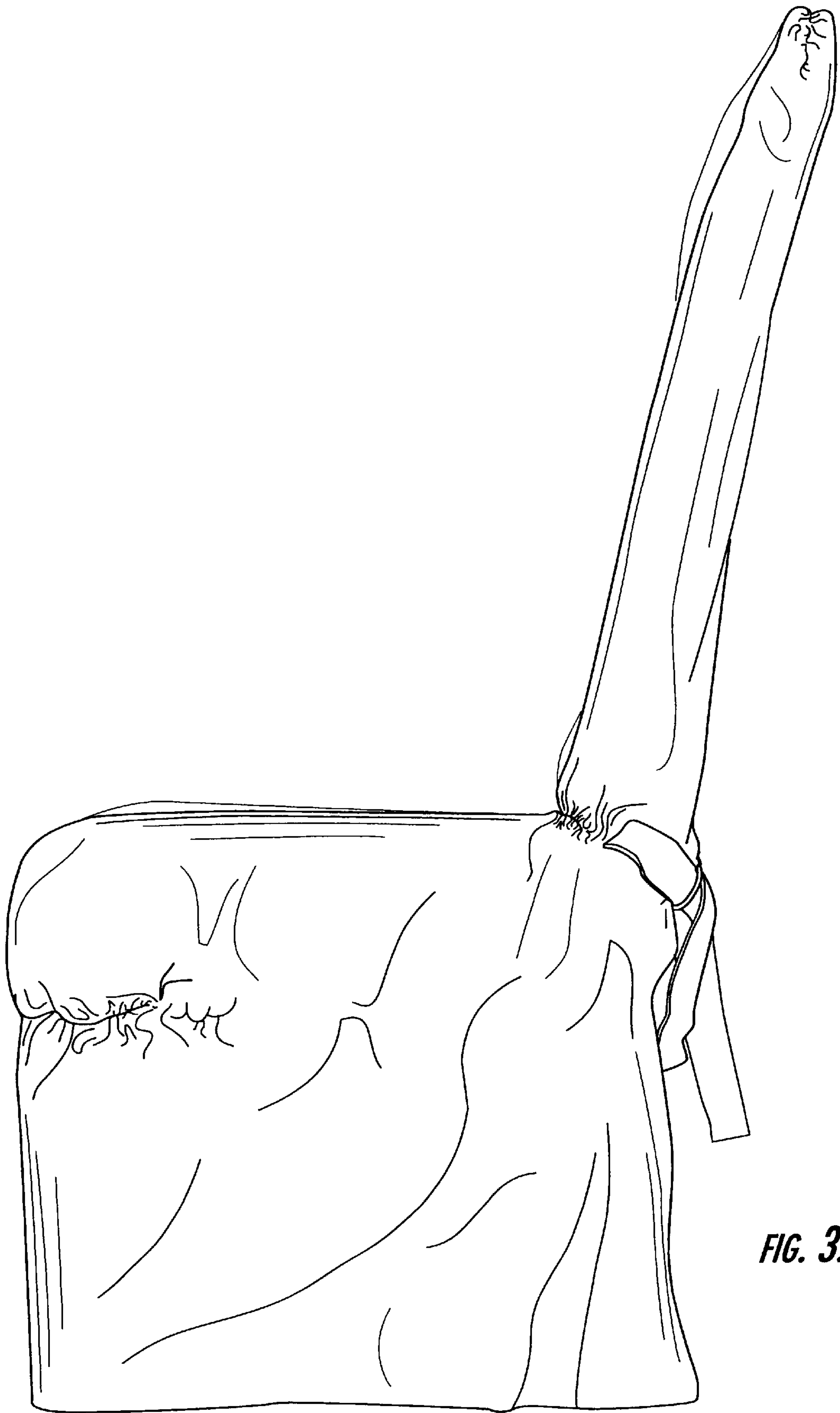


FIG. 3.



FIG. 4.



FIG. 5.



FIG. 6.

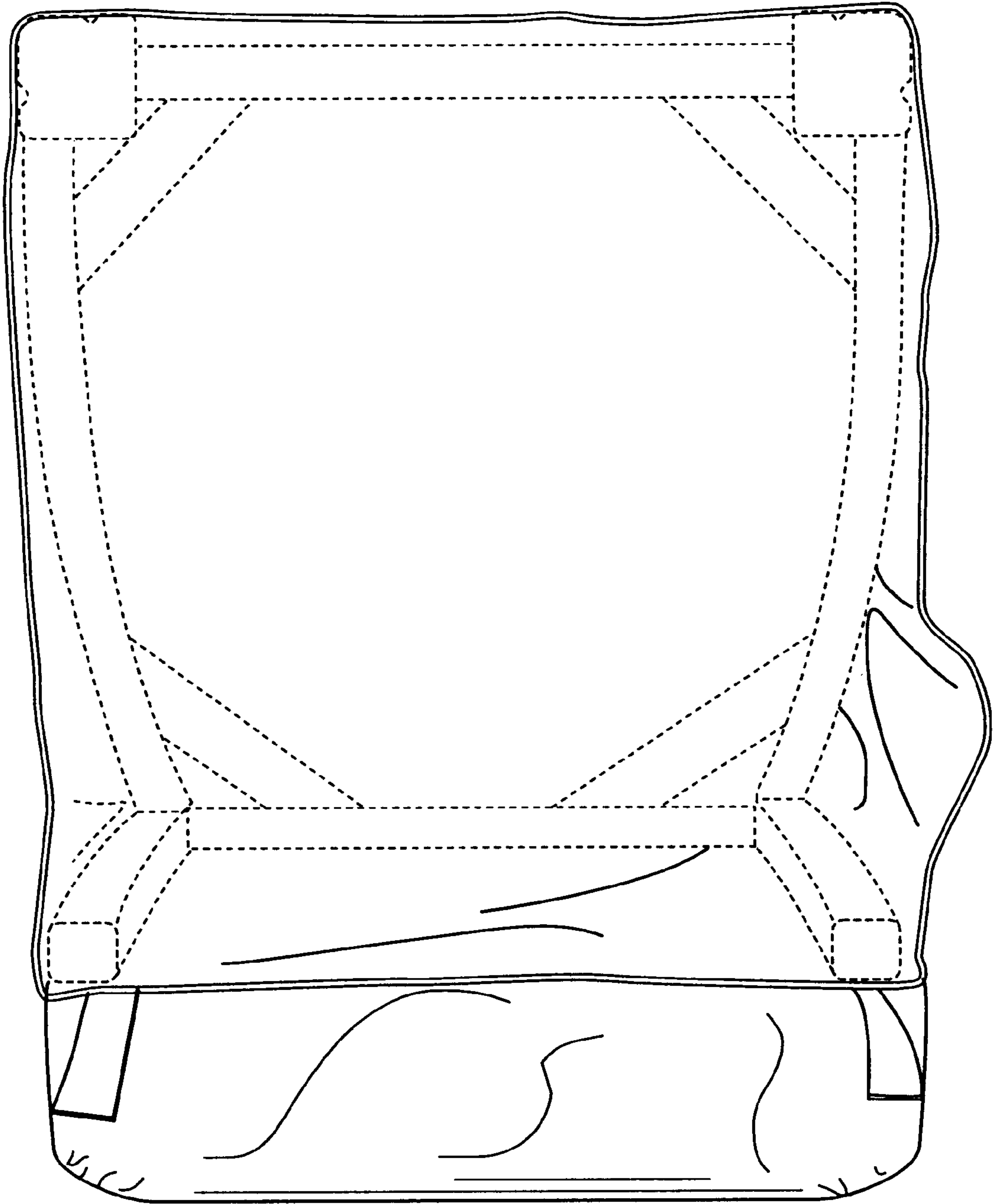


FIG. 7.

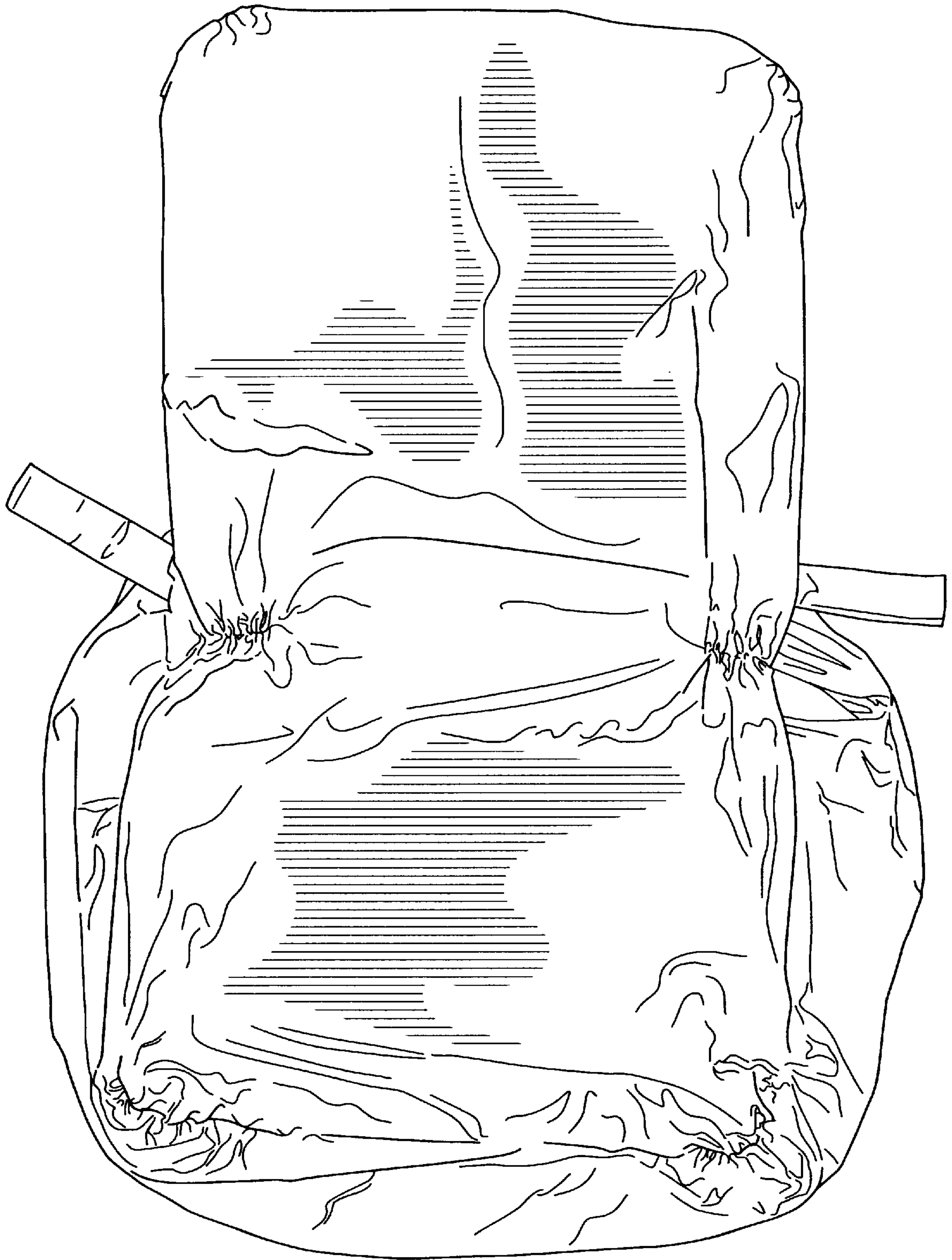


FIG. 8.